

Mariya Rostotska
Oksana Karpiuk

ENGLISH

Student's Book



**Марія Ростоцька
Оксана Карп'юк**

АНГЛІЙСЬКА МОВА

**Підручник для 2 класу
загальноосвітніх навчальних закладів
з поглибленим вивченням англійської мови**



**Тернопіль
„Видавництво „Астон”
2012**

ББК 74.261.7 Анг
Р 78

**Видано за рахунок державних коштів.
Продаж заборонено.**

Р 78 Ростоцька М. Є., Карп'юк О. Д.

Англійська мова : підручник для 2 кл. загальноосвітніх навчальних закладів з поглибленим вивченням англійської мови. — Тернопіль : Видавництво „Астон”, 2012. — 160 с. : іл.
ISBN 978-966-308-475-6

Підручник є основним компонентом навчально-методичного комплекту, розробленого на основі оригінальної авторської концепції креативного іншомовного навчання молодшого школяра, яка акцентує особливу увагу на ролі уяви та творчого розвитку учня у формуванні комунікативної компетенції. Книга продовжує серію навчальних видань авторів для початкової школи і містить навчальний матеріал, передбачений чинною Програмою Міністерства освіти і науки, молоді та спорту України з предмета „Англійська мова” для 2 класу загальноосвітніх навчальних закладів із поглибленим вивченням англійської мови.

ББК 74.261.7 Анг

ISBN 978-966-308-475-6

© Ростоцька М. Є., Карп'юк О. Д., 2012
© ТзОВ „Видавництво „Астон”, 2012

CONTENTS

Introduction	p. 5-11	HELLO, TED!
Unit 1	p. 12-26	WELCOME TO SCHOOL!
Unit 2	p. 27-40	WE ARE FRIENDS
Unit 3	p. 41-54	AUTUMN COLOURS
Unit 4	p. 55-70	WINTER IS FUN
Unit 5	p. 71-89	MY HAPPY FAMILY
Unit 6	p. 90-108	I LIKE ANIMALS
Unit 7	p. 109-126	MY CLOTHES
Unit 8	p. 127-141	SPRING IS GREEN
Unit 9	p. 142-154	HELLO, SUMMER!
Appendix	p. 155-159	VOCABULARY



Fred



Ted



Sue



Lou



Bill



Jane



Jim



Ann

Friends, we are back!
Meet Fred, see Ted,
And Sue, and Lou...
Bill, Pam,
Sam, Ann are
At School again!



INTRODUCTION

HELLO, TED!



Lesson 1

NICE TO SEE YOU AGAIN!

1 Listen and say.

Hello. My name is Ted.

Hello! Nice to meet you, Ted!

Hi! Nice to see you again, Ted!

Let's play Ted's school!

Let's = Let us

2 Have a talk.

A: Hello, ...






















B: Hello, ...

Nice to see you again!

A: Nice to see you, too.



3 Listen, match and name.

		Aa		
		Bb		
		Cc		
		Dd		
		Ee		
		Ff		
		Gg		
		Hh		
		Ii		
		Jj		
		Kk		
		Ll		
		Mm		
		Nn		
		Oo		
		Pp		
		Qq		
		Rr		
		Ss		
		Tt		
		Uu		
		Vv		
		Ww		
		Xx		
		Yy		
		Zz		



4 Listen and sing the ABC song.











Lesson 2

I'VE GOT 5 BOOKS.

1 Look, count and say.

Number 1.
Two maps.




2 Listen and say.

I've got = I have got

I've got
one bag!

Well done,
pupils!





Look!

I've got two books.

I've got three rulers!



Listen! I've got five pens!

And I've got seven pencils.



3 Have a talk.



A: Look! I've got 3 pens!

B: And I've got ...



4 Read with Ted.



[ɪ] big

Jim

his

pink

Bill

[e] pen

Ted

bed

ten

red



Lesson 3

MY PEN IS RED.



1 Listen, point and name the colour.




2 Listen and say.



Look, Sue. I've got a ball.
My ball is red.

I've got a kite.
My kite is red and blue.



Look! I've got a car.
My car is black. I like it!





3 Have a talk.



A: Look. I've got a plane. My plane is blue.

B: And I've got a green frog.

A: Wow. I like it!

A: ...

B: ...



4 Read with Ted.

[æ] am

and

bag

cat

[ɒ] on

got

dog


frog

[ʌ] mum

jump

fun

run



5 Listen and sing the song.

I AM A PUPIL

I am a pupil.

My name is Fred.

Meet my new teacher —

His name is Ted.

I am a pupil
In Ted's school.
I've got a bag:
It's very cool.



UNIT 1

WELCOME TO SCHOOL!



Lesson 1

WE'VE GOT A COMPUTER.

1 Listen and repeat.

desk

chair

table

picture

clock

blackboard

classroom

computer



2 Look, listen and say.



Teacher: Good morning, pupils. My name is Miss Wills.
Nice to meet you.


Pupils: Good morning, Miss Wills. Nice to meet you!

Teacher: Look! We've got a new classroom.

Jim: Oh, and we've got a computer in the classroom.

Teacher: Yes, Jim. Welcome back to school!





3 Have a talk.




A: Look! We've got a ...
in the classroom.



B: And we've got a ...



4 Read with Ted.



5 Listen and say the rhyme.

We've got a clock.
We've got a blackboard.
We've got a pretty classroom, too.

We've got a teacher —
What a nice picture!
I like it very much.
And you?



6 Write with Ted.

it, is, his, big, Jim, Bill, Miss Wills



Lesson 2

THERE IS A BOOKSHELF ON THE WALL.



1 Listen and repeat.

map

floor

lamp

window

bookshelf

wall

door



2 Listen, point and say.



It is Jim's classroom.

There is a teacher's table.

There is a computer in the classroom. It is on the teacher's table.

There is a map on the wall.

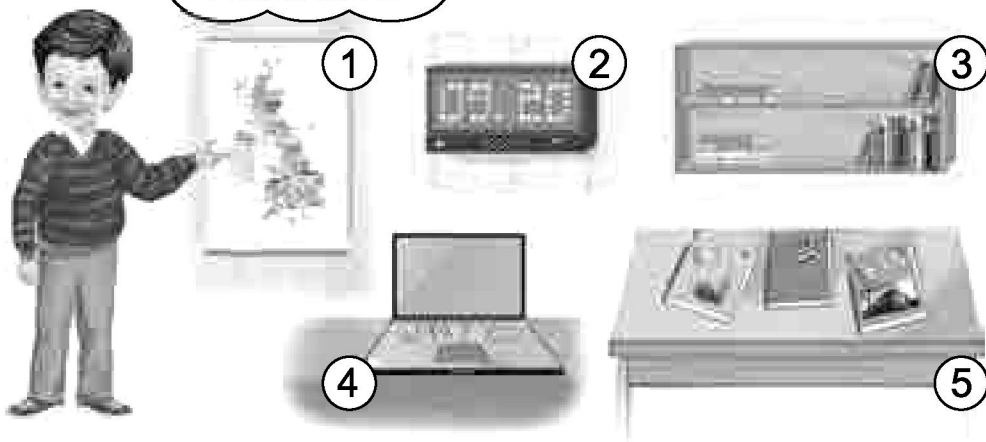
There is a bookshelf on the wall.



3 Look and say.

There is a map on the wall.

There is ...




4 Read with Ted.

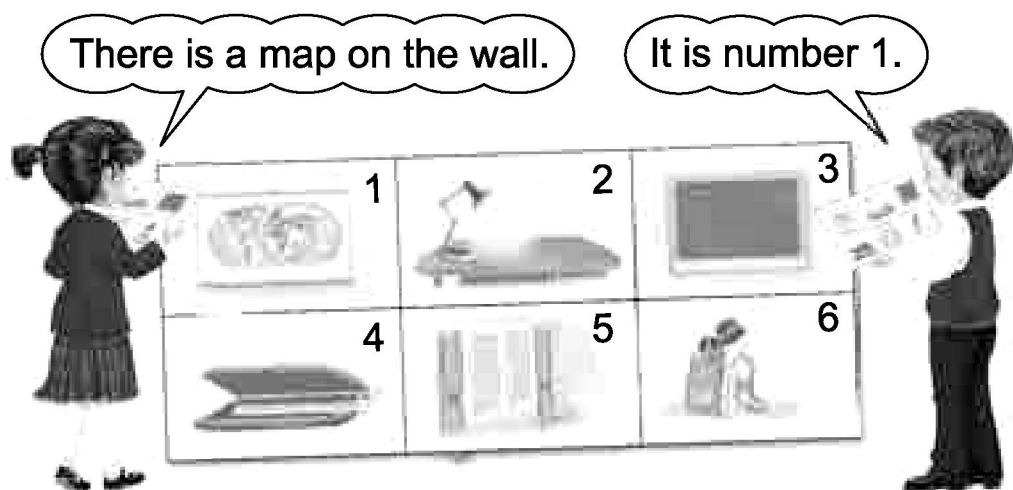
[æ] map	[e] pen	a pen and a pencil
lamp	desk	a map and a lamp
black	pencil	It is a pencil.
bag	red	It is red.
Ann	Ted	It is Ted's red pencil.

5 Listen and choose (a), (b) or (c).





6 Look and play the game.



7 Write with Ted.

pen, pencil, desk, map, lamp, black, bag



Lesson 3

THERE ARE 3 WINDOWS IN THE CLASSROOM.



1 Listen, point and repeat.



ceiling



CD



poster



marker



pot plant



CD player



2 Listen, point and say.

It is my classroom.

There are 3 windows in my classroom.

There are 10 desks in my classroom.

There are 4 lamps on the ceiling.

There are 2 posters on the wall.





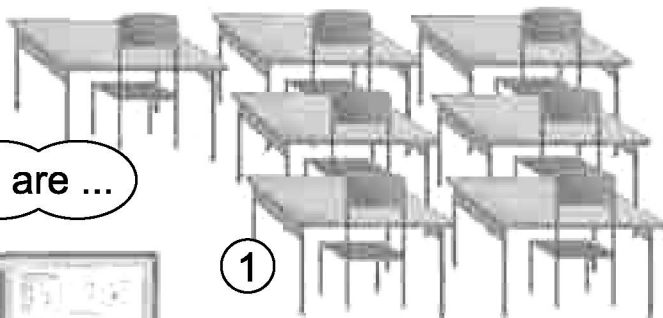
There are 6 pot plants in the classroom.



3 Look, count and say.



There are ...



4 Have a talk.



Look, there is ... in our classroom.



Look, there are ... in our classroom.





5 Listen and say the rhyme.

IN THE CLASSROOM


There is a computer in the classroom,
There is a pot plant on the floor,
There is a clock, a map, a bookshelf
And a funny poster on the wall.

There are 5 desks, there are 10 chairs,
There are 2 windows in the class
There are CDs and 7 markers,
There is Miss Wills who teaches us.



6 Read with Ted.

[ɒ] on	pen, Ted, map, on,
not	Ann, his, lamp, red,
got	not, six, felt-tip pen,
pot plant	Sam, got, big, black,
clock	pencil, in, is, clock,
box	Pam, desk, pink, Bill,
	pot plant, box



7 Write with Ted.

on, not, got, box, clock,
pot plant



Lesson 4

“IS THERE ...?”

“YES, THERE IS ... /

NO, THERE IS NOT.”

1 Listen and say.

Jim: Hello, Ann.

Bill: Nice to meet you.

My name is Bill.

Ann: Hello!

Jane: Oh, Ann, you've got
a big bag!

Ann: Yes, I've got many school
things in it.

Jane: Is there a pencil-case
in your bag?


Sam: Yes, there is.

Jim: Is there a doll in your bag?

Sam: No, there is not.



2 Ask and answer.



A: Is there a ... ?

B: Yes, there is. /

No, there is not.



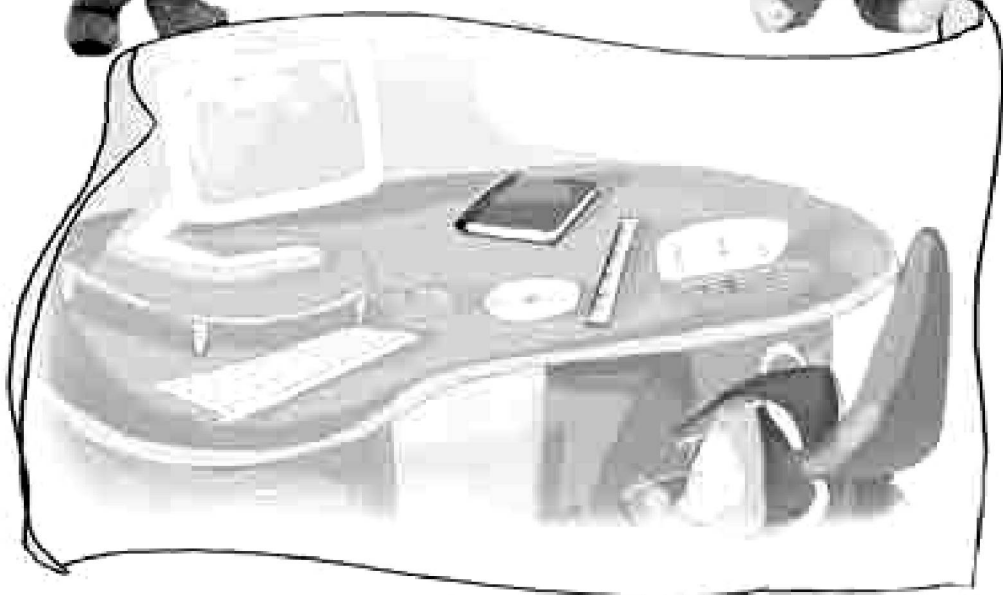


3 Play Ted's guessing game.



Is there a ... in your picture?

Yes, there is. /
No, there is not.



4 Tell about your schoolbag.

There is a ... / in my bag.
There are ... / in my bag.







5 Read, match and say.

desk	his	on	it
big	got	six	bag
lamp	pen	black	box
clock	map	red	pencil

'Desk' is in pink bag.



6 Listen and say the chant.

— Is there a big clock on the wall?

Is there a big clock on the wall?

— Yes, there is.

Yes, there is.

There is a big clock on the wall.

(Is there a black bag on the desk?

Is there a red pen in the box? Etc.)



7 Write with Ted.

a red box, a big bag, a black pencil,
ten lamps, six pens



Lesson 5

“ARE THERE ...?”

“YES, THERE ARE /

NO, THERE ARE NOT.”



1 Listen and say.

Miss Wills: Look! I've got a red box.

Guess what is in the box.

Jane: Are there markers in the box?

Miss Wills: Yes, there are.

Jim: Are there books in the box?

Mill Wills: No, there are not.

Bill: Are there CDs in the box?

Miss Wills: Well done, Bill.

There are 3 CDs in the box.





2 Count, ask and answer.



A: Are there 4 books on the desk?

B: Yes, there are.

A: Are there 3 CDs on the desk.


B: No, there are not.

There are 5 CDs on the desk.



3 Look, listen and answer.

See tapescript on page ...





4 Listen and sing the song.



Look at Ted with a happy face.
He has got a red pencil-case,
He has got a big brown bag ...
What is there, my dear friend Ted?

Are there books in your
big brown bag?
Are there pens in your
red pencil-case?
Are there pencils and markers, Ted?
Are there stickers with
cool school things?



5 Read with Ted.

[Λ] up	a red rubber
fun	a big fun
under	stand up!
number	It is a red rubber.
rubber	It is number ten.



6 Draw your classroom and tell about it.

number, rubber, fun,
a red rubber, a big fun



WE ARE FRIENDS



Lesson 1

MEET BILL. HE IS MY FRIEND.

1 Look, listen and say.



Teacher: Good morning, pupils!

Pupils: Good morning, Miss Wills!

Teacher: Meet Sam! He is your new classmate.

Pupils: Hello, Sam! Nice to meet you.

Jim: Hi, Sam! I am Jim.

Sam: Hello, Jim!

Jim: Meet Bill. He is my friend.

Sam: Hi, Bill. Nice to meet you!

Bill: Hello, Sam! Nice to meet you!



2 Look and say.

Jane: Hello, Sam. Meet
She is

Sam: Nice

Ann:

Jane: Let us play a game!



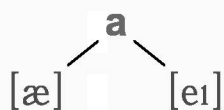


3 Act out. Meet a new friend.



4 Read with Ted.

a [eɪ] name, Jane, game, mate



bag

game

Sam — Jane

map

Jane

map — mate

Sam

Name

Ann — name

Ann

mate

bag — game



5 Write with Ted.

name, Jane, classmate, game,

Ann and Jane, Sam and Bill



Lesson 2

I CAN RUN.



1 Listen, point and repeat.



fly a kite



jump



run



swim



play a game



ride a bike

2 Look, listen and say.



I can swim.



I can jump.



I can run.

I can fly a kite.





I can play a game.



I can ride a bike.

3 Have a talk.



A: I can swim.

B: I can ...



.....

4 Read with Ted.

[aɪ] $\left\{ \begin{array}{l} \text{i - kite, I, like, ride, five, mine, Mike} \\ \text{y - my, fly} \end{array} \right.$

my kite	kite and bike
my bike	I ride a bike.
my dog	I fly a kite.
my bag	His name is Mike.



5 Write with Ted.

I, kite, bike, five, nine, five kites,
nine bikes. I ride a bike. I fly a kite.



Lesson 3

"CAN YOU SING?"

"YES, I CAN. / NO, I CANNOT."



1 Listen, point and repeat.



I can dance.



I can sing.



I can paint.



I can
rollskate.



I can play
computer games.



I can
race a car.



2 Look, listen and say.



Jim: Look, Sam! I have
got a new bike.

Sam: Wow! Can you
ride a bike?

Jim: Yes, I can. Can you
ride a bike?

Sam: No, I cannot.



Ann: Oh, Jane, can you rollskate?

Jane: Yes, I can.

And you?

Ann: No, I cannot.



3 Ask and answer.

A: Can you sing?

B: Yes, I can. Can you paint?

A: No, I cannot.

A:

B:

4 Guess and say.



Jane can Jane cannot

Jim can Jim cannot





5 Read with Ted.

	[k]	
c	/	ck
can		black
cannot		clock
cake		block
cat		Nick

a black cat
 a clock and a block
 Nick and his cat
 Nick can run.
 Nick cannot swim.
 Nick has got a cake.



6 Listen and say the rhyme.

- I can fly a kite.
- I can play with dolls.
- I can ride a bike.
- I can bounce balls.



7 Write with Ted.

can, cake, cat, clock, black,
 I can jump. I can run. Ted can swim.



Lesson 4


LET US PLAY!



1 Listen, point and say.



play football



play tennis



go to the park



play hide-and-seek



play hopscotch



watch TV

2 Look, listen and say.

Jane: Hi, friends! How are you?

Bill: We are sad.

Jim: Look, Jane, the ball...

Sam: And we cannot play football!

Jane: Oh, no!



Jane: Listen, boys! I have got a plan. Let us go to the park ...

Jim: And ...?

Jane: Let us play hide-and-seek!

Bill: OK. Let us go!




3 Look and say.



A: Hello, ...!

Let us play hopscotch!

B: OK!



A: Hello, ...!

.....

B: ...!



A: ..., ...!

B: ...!



A: ..., ...!

B: ...!



4 Read with Ted.

o [əʊ] **no, oh, go, hello, OK**

o { [ɒ] **on, not, got, hop,**
box, clock, block
 [əʊ] **go, oh, no,**
hello, OK

Let us go!

Oh, no!

Let us hop!

OK!





5 Listen and say the rhyme.

Let us sing, let us paint,
Let's play tennis every day!
Let us jump, let us run,
Let's play hopscotch —
It is fun!



6 Act out.

Invite your friend to
play and have fun.



7 Write with Ted.

oh, no, go, hello

Let us go. Oh, no! Let us hop!



Lesson 5

WE ARE HAPPY FRIENDS



1 Listen, point and repeat.



I am sad.



I am glad.



I am angry.




I am happy.



2 Look, listen and say.



Jane is happy.
She can rollskate.



Ann is sad.
She cannot rollskate.



Bill is angry.
He has not got a bike.



Jim is glad.
He has got a bike.



3 Look, listen and say.



We are happy friends.
We have got a ball.
We can play football.



She is sad.
She has not got a doll.
She cannot play with a doll.



He is angry.
He has not got a bike.
He cannot ride a bike.

4 Tell about you and your friend.

We are happy friends.
We have got a bike.
We can ride a bike.

You: We are ...
We have got a ...
We can





5 Read with Ted.

ar [ɑ] car, park, Mark
It is a car.
It is Mark.
It is Mark' car.
Mark's car is in the park.



6 Listen and sing the song.

We are friends, we are friends,
We can play many games!
We are friends, we are friends,
We have got pretty names:



Jim and Jane, Bill and Ann
Sam and Nick, Kate and Pam.
Fly a kite, say. — “Hooray!”
Let us swim, let us play!

And my friend is your friend.
And your friend is my friend.
Let's have fun. Let us dance.
Let us be happy friends!



7 Write with Ted.

car, park, Mark, friend He is Mark.
He is my friend. We are friends.



NOW YOU CAN:

- ✓ say "There is ..." / "There are..."
- ✓ ask "Is there ...? / Are there ...?"
- ✓ answer
 - "Yes, there is. / No, there is not."
 - "Yes, there are. / No, there are not."
- ✓ tell about your classroom
- ✓ say what you can do
- ✓ ask "Can you ...?"
- ✓ answer "Yes, I can. / No, I cannot."
- ✓ invite to do things "Let us ..."
- ✓ write words
- ✓ read texts



UNIT 3


AUTUMN COLOURS



Lesson 1 IT IS AUTUMN.



1 Listen, point and repeat.



sky



cloud



tree



leaves



2 Listen and say.

Jane: Look, Ann! The trees are yellow, red and brown.

Ann: Oh, they are nice.



Ann: Hey, Jane! I have got 5 orange leaves.

Jane: And I have got brown and yellow leaves...

Jane: Ann, look at the sky. It is grey.

Ann: Oh, no! There are grey clouds in the sky. Let us go home!







3 Look, count and say.



There are ...



4 Listen, point and say.



It is autumn.
The sky is blue.
There are white
clouds in the sky.
The trees are
yellow, red,
orange and brown.



5 Have a talk.

A: Look! The trees
are ... and ...

B: The sky is ...

A: There are ...
clouds in the
sky.

B: It is autumn.





6 Read with Ted.

[aʊ]
cloud brown
count how

a brown cloud

a black cloud

count clouds

How can I count clouds?

I can see a cloud.

It is brown.

Oh, no! It is not a cloud.

It is Jim's kite.

Jim can fly his kite.




7 Listen and say the chant.

Orange, red, yellow and brown,

Autumn leaves are falling down.

Look at clouds in the sky:

They are grey and black... and white.



8 Write with Ted.

sky, cloud, brown, a big cloud,

a black cloud, a brown cloud




Lesson 2

IT IS COLD IN KYIV.
IT IS WARM IN PARIS.



1 Listen, point and repeat.

It is
warm.



It is
cold.


It is
rainy.



It is
wet.



2 Listen and say.



Lou: Listen, Sue! We cannot go to London. It is rainy in London.

Sue: Oh, no! Is it warm in Kyiv?

Lou: No, it is not. It is cold in Kyiv.

Sue: Let us go to Rome. It is warm in Rome.

Lou: But it is wet in Rome! I do not like rain.

Sue: Let us go to Paris. It is warm and it is not rainy in Paris.

Lou: OK.

3 Ask and answer.



A: Look at picture No 1. Is it rainy?

B: No, it is not. It is not rainy. It is warm.

A: Look ... No 2. Is it ...?

B:





4 Read with Ted.

w [w] **wet, wind, well**

[eɪ]		
-ai	-ey	-ay
rain	grey	day
train	Hey	away

a **wet** day, a **rainy** day,
a **grey** train

It is rainy. It is **wet**.


It is a **rainy** day.

Rain, rain, go away!

Hey, Jim, wait!

I can see a **grey** train.

Well, it is OK!



5 Listen and say the rhyme.

It's a rainy day today.
It is cold and wet.
It's a pity, I can't play
Football with my friend.



6 Write with Ted.

wet, wind, rain, day, grey

It is a rainy day. It is wet.



Lesson 3


"IS IT CLOUDY?"

"YES, IT IS. / NO, IT IS NOT."



1 Listen, point and say.

It is
foggy.



It is
windy.



It is
cloudy.



It is
muddy.



2 Listen and say.

I cannot fly a kite.
It is foggy.


I cannot see the
sun. It is cloudy.

I cannot go to the park.
It is muddy.

I cannot play tennis.
It is windy.



3 Ask and answer.



A: Is it foggy?

B: Yes, it is.

A: Can you play football?

B: No, I cannot.

A: Is it ...?

B:

A: Can you ...

B: No, I ...

.....

4 Read with Ted.

a) **au** [ɔ:] **autumn**

b) **-y** [ɪ] **muddy, rainy, foggy, cloudy, windy**

c) **rainy autumn, windy day, foggy day**

d) It is **autumn**.

It is **rainy** and **windy**.

I do not like **foggy** days.

I cannot fly a kite.





5 Listen and say the rhyme.

It is muddy. It is windy.
It is cold and foggy.
It is cloudy and drizzling.
It is rainy autumn.



8 Write with Ted.

autumn, muddy, foggy, windy
It is autumn. It is windy and cold.



Lesson 4 IT IS NOVEMBER.



1 Listen, point and repeat.



2 Listen and say.

It is warm in September.

The sky is blue.

There are white clouds in the sky.

I go to school in September.



It is cold in October.

It is windy.

The trees are yellow,
orange, red and brown.

They are nice.






It is cold in November.
It is wet and muddy.
There are grey clouds
in the sky.
I do not like rainy days
in November.



3 Look and play the game.



I have got number 3.
It is foggy.
It is cold.





4 Read with Ted.

all [ɔ:] **all, ball, fall, small**
th [ð] **the, this, that,**
with a small ball, all balls

Jim has got a small ball.

The ball is red.

Jim can play with **this** ball.

I can see **that** big ball.



5 Listen and say the rhyme.

In September we go to school,
In October days are cool,
In November it's windy and foggy.
Do you like, friends, a season like autumn?



6 Write with Ted.

I like autumn. It is nice.

I do not like rainy days.



UNIT 4

WINTER IS FUN



Lesson 1

WINTER IS COMING



1 Listen, point and repeat.



2 Look, listen and say.

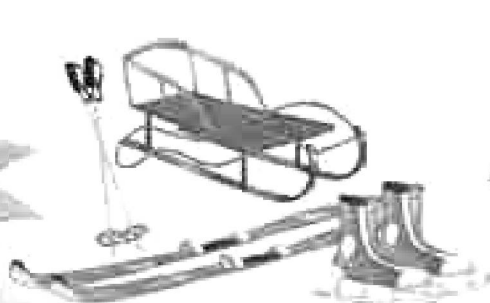
Sue: Listen, Lou,
the window
is white.

Lou: Is it?

Sue: Yes, it is.
Look! It is
snowing.

Lou: Wow!
Hooray!





Ted: What is it, Sue?

Sue: Look, Ted: winter is coming.

Ted: Brr! It is cold in winter...

Lou: But we can ski and skate.

Sue: And we can sledge...



3 Look and say.




The window is ...



It is ...ing.



Winter is ...ing.



We can ...



We can ...



We can ...






4 Listen, point and say.



It is winter.



It is snowing.




Jim can ski.

He is skiing now.



Jane can skate.

She is skating now.



Bill and Ann can sledge.

They are sledging now.



5 Look and say.

I
He
She
We
You
They

am
is
are

...ing.





6 Read with Ted.

w [w] — **w**e, **w**inter, Miss **W**ills, **w**ind
er [ə] — **t**eacher, **s**ister, **w**inter

It is **w**inter.

We can ski and skate.

It is fun.

I like **w**inter.



7 Listen and say the rhyme.

Look! It is snowing.
The wind is blowing.
The trees are white.
All day and night.

I like such weather.
Let's ski and skate!
Let's sledge together!
Winter is great!



8 Write with Ted.

winter, wind, ski, skate

Winter is fun. I can ski.

I can skate.



Lesson 2

LET'S MAKE A SNOWMAN!



1 Listen, point and repeat.



a boy — boys



a girl — girls



children



play snowballs



make a snowman



2 Look, listen and say.

Ann: Look, Jane,
the boys are
playing
snowballs!

Jane: Are they Bill
and Jim?

Ann: Let's go and
see.





Jim: Hi, girls! Let's play snowballs.

Ann: Oh, no! I don't like it.

Bill: Well, let's make a snowman.

Jane: OK!



Jane: Oh! Our snowman is big and nice.

Bill: I like it!



3 Have a talk.



A: Let's ...!

B: Oh, no, I don't like it.

A: Let's ...

B: OK! Let's ...



Word Box

skate

play snowballs

sledge

make a snowman

ski





4 Listen and sing the song.

We are happy girls and boys!
We can play together:
Make a snowman, play snowballs
In cold snowy weather.

Refrain:

Sing a song of winter.
Come out and play!
Dance around the snowman —
Be happy all day!



5 Write with Ted.

boy, girl, children

Children can make a snowman.

Children can play snowballs.



Lesson 3 I LIKE DECEMBER.

1 Listen, point and repeat.

winter
months



2 Look, listen and say.



December is a
winter month.
I like December.



January is a
winter month. I
like January.



February is a
winter month.
I like February.

3 Listen and say the rhyme.

December, December!
It is a winter month.
January and February
On skis and
sledges
come.



December January February





4 Draw winter and tell about it.

It is winter.
 It is ... in winter.
 ..., ..., ... are winter
 months.
 We can ... and ...
 in winter.
 I like winter.



5 Read with Ted.

ow [əʊ] — **blow**, **snow**, **snowman**.
ou [aʊ] — **cloud**, **out**, **ground**, **around**. **Ouch!**
 It is winter. It is **cloudy**.
 It is **snowing**. The wind is **blowing**.
 Look **around**! Can you see a **snowman**?
 It is nice and funny.



6 Write with Ted.

snow, blow, cloud, ground
 It is cloudy. It is snowing.



Lesson 4

MERRY CHRISTMAS! HAPPY NEW YEAR!




1 Listen, point and repeat.

Christmas angel

Christmas toys

Christmas lights

Christmas presents



2 Listen and say.

Sue: Wow, Sue! What is this?

Lou: This is my Christmas tree. Is it nice?

Sue: Yes, it is. I can see toys on the tree.

Lou: Can you see Christmas lights?

Sue: Yes, I can. They are red, yellow, blue and green...

Oh, is it an angel?


Lou: Yes, it is a Christmas angel.

Sue: Wow!






3 Look, count and say.



②



③



④



I can see 20 toys
on the Christmas Tree.

I can see ...



4 Listen and sing the song.

A CHRISTMAS BELL

I am a little Christmas Bell.
I like to sing a Christmas song.
When I sing,
You hear me ring:
Ding-dong! Ding-dong!






5 Listen, point and repeat.



Santa Claus



a letter to Santa



**decorate a Christmas
tree**



**write a Christmas
card**



sing Christmas carols




**put presents under
the Christmas Tree**




6 Look and listen.

Christmas is coming. Look, Jim is writing a letter to Santa Claus: "*Dear Santa ...*" Jane and Dan are decorating a Christmas Tree. Ann is making a Christmas card.





Who is this? Is it Santa? Oh, yes he is in Bill's house. Bill is sleeping... Wow! Santa is putting presents under the Christmas tree! Fantastic!

It is Christmas morning. Jane and her friends are singing Christmas carols in Miss Will's house. Ann is giving Miss Wills a Christmas card.





7 Ask and answer.

							
Jim	✓	X	X	✓	X	X	
Jane	✓	✓	X	X	X	X	
Ann	✓	X	✓	X	X	X	
Bill	✓	X	X	X	✓	X	
Sam	✓	✓	X	X	X	X	
Santa	X	X	X	X	X	✓	



Lou: Is Jim singing carols?

Sue: Yes, he is. Is Jim decorating a Christmas tree?

Lou: No, he is not.

.....



8 Listen and say the rhyme.

MERRY CHRISTMAS

Look! It is a Christmas Tree
with an angel, lights and toys!
Make a circle, dance and sing
Christmas carols, girls and boys!
Make the cards for Dads and Mums,
Brothers, sisters and your friends.
Santa Claus with presents comes...
"Merry Christmas!" ring the bells.



NOW YOU CAN:

- ✓ say "There is ..." / "There are..."
- ✓ ask "Is there ...? / Are there ...?"
- ✓ answer
 - "Yes, there is. / No, there is not."
 - "Yes, there are. / No, there are not."
- ✓ tell about your classroom
- ✓ say what you can do
- ✓ ask "Can you ...?"
- ✓ answer "Yes, I can. / No, I cannot."
- ✓ invite to do things "Let us ..."
- ✓ write words
- ✓ read texts



MY HAPPY FAMILY



Lesson 1

THIS IS MY FATHER. THAT IS MY MOTHER.



1 Listen, point and repeat.



daughter



father = dad



mother = mum



son




grandfather = grandpa



grandmother = granny



2 Listen and say.



Jim: Look, Sam!
This is my family.

Sam: Oh!

Jim: This is my father.
This is my mother.
And that is my brother.


Sam: You have got
a happy family!



3 Tell about your family.



This is my ...
That is my ...
We are a happy family.



4 Listen, point and say.



I am happy!



He is happy!



She is happy!



We are happy!





They are happy!







5 Look, match and say.

 – angry

 – happy

 – sad

 – glad

I

We

You

He

She

It

They


am

is

are



6 Listen and read with Ted.



a) [ð] **this, that, they**

b) **this** bike
that dog
this kite
that frog

c) **This** is my Mum.

That is my Dad.

They are in the park.



7 Write with Ted.

this, that, they

This is Jim. That is Sam.

They are friends.



Lesson 2 HE / SHE IS READING A BOOK.



1 Listen, point and repeat.




Look! Jane
is dancing now.

Jim is painting now.



Bill is playing computer
games now.



Ann is watching TV now.




2 Read, match and say.



Ted is

jumping.
sitting.
running.
flying.




A: Ted is jumping. Picture number 1.

B: Ted is Picture





3 Look, listen and say.





4 Listen, point and repeat.




①

He is reading.




②

She is writing.



③

She is cleaning.




④

She is cooking.



⑤

It is eating.



⑥

It is drinking.



5 Look and play a game.

Pupils, let us play a game.
Jim, you are a frog.



I am a frog.
I am jumping.

dog / run
fish / swim
rabbit / hop
bird / sing
parrot / fly





6 Listen and read with Ted.

ir er ur \ / [3:]	This is a girl. The girl has got a bird. It is her turn.
---------------------------------------	----------------------------------------------------------------

bird, her, girl,
curly, turn
girl's bird, her bird,
girl's turn, her turn



7 Listen and say the rhyme.

His father is reading,
Her mother is cleaning,
His brother is eating,
Her sister is singing.



8 Write with Ted.

bird, her, girl, turn, curly
The girl has got a bird. Her bird is nice.



Lesson 3

"IS HE/SHE COOKING?"

"YES, HE/SHE IS." /

"NO, HE/SHE IS NOT."



1 Listen, point and repeat.



Ted is walking.



Ted is talking to his friend.



Ted is playing.



Ted is reading.

2 Look and say.

This is Jane's family.

Jane's father is cooking.


Jane's mother is ...

... ..





3 Listen, ask and answer.



1

Is she dancing?

Yes, she is.

2

Is he reading?

Yes, he is.

3

Is he fishing?

No, he is not.
He is swimming.

4


Is he drinking?

No, he is not.
He is eating.

5

Is she singing?

Yes, she is.



4 Look, ask and answer.



A: Number 1. Is he fishing?

B: Yes, he is.

A: Number 2. Is he reading?

B: No, he is not.

He is ...

.....



5 Listen and read with Ted.

[ŋ] sing, song, long, swing, ring

sing a song, a long song

Bill is singing a song.

The song is long.

Jim is swinging in the park.





6 Listen and say the chant.

- Is dad fishing?
- Yes, he is.
- Is mum swimming?
- Yes, she is.
- Is Jane talking?
- Yes, she is.
- Is Jim walking?
- Yes, he is.
- Is Ted reading?
- You are kidding!
- No, he isn't.
- Yes, he is!



7 Play a guessing game.



A: Is he / she ... ?

B: Yes, ... / No, ...



8 Write with Ted.

sing, song, swing, Long,
sing a song, a Long song

— Is he singing? — Yes, he is. — No, he is not.



Lesson 4 **THEY ARE HAPPY.** **THEY ARE SMILING.**




1 Look, listen and repeat.

- a) Bill's family is in the park.
Bill and his dad are flying a kite.
Bill's mum and his sister are swinging and talking.
The birds are singing.
They are smiling.
They are a happy family!





- b) — Is this Bill's family?
— Yes, it is.
— Are they in the park?
— Yes, they are.
— Are Bill and his dad playing football?
— No, they are not. They are flying a kite.
— Are Bill's mum and his sister swinging?
— Yes, they are.
— Are Bill and his family happy?
— Yes, they are.





2 Ask and answer.



Number 1.
Are they playing
computer games?



Yes, they are.





3 Read with Ted.

e	ee	ea
[i:]		
he	meet	teach
she	see	read
be	feet	clean
we	tree	speak
	sleep	

You are **reading**.
We are **sleeping**.
They are **speaking**.
She is **cleaning**.



4 Listen and say the chant.

- Are the birds singing?
- Are the bells ringing?
- Are the bees flying?
- Are the kids smiling?



- Yes, they are singing.
- Yes, they are ringing.
- Yes, they are flying.
- Yes, they are smiling.



5 Write with Ted.

he	she	we	see	read	speak
We	are	speaking.	We	are	reading.

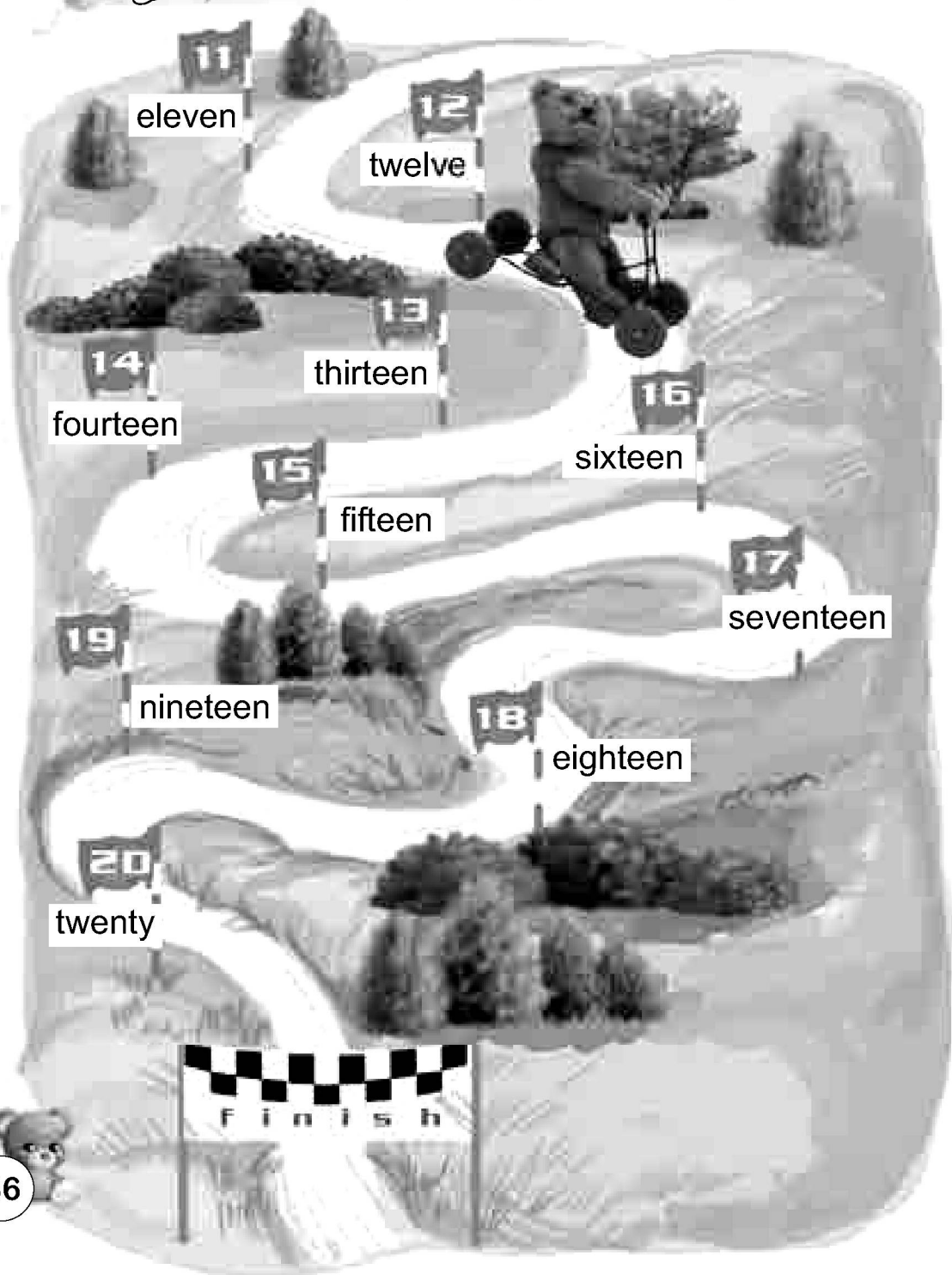


Lesson 5

THERE ARE 12 KITES IN THE TOYBOX.



1 Look, listen, point and repeat.






2 Listen, count, point and say.





3 Look, listen, point and say.



Look! They are doing sports!

Oh, Ann's father (Number 11) and Sam's grandfather (Number 14) are running!

Jim's mother (Number 16) and Bill's grandmother (Number 17) are jumping! Oops!

Wow! Jim's grandmother (Number 15) and Ann's mother (Number 12) are playing football.



4 Match and say.

Ann's father	is number	11.
Sam's grandmother		12.
Jim's mother		14.
Ann's mother		15.
Jim's grandmother		16.
Bill's grandmother		17.






5 Listen and read with Ted.

[e] eleven, twelve, twenty

[i:] thirteen, fourteen, fifteen, sixteen,
seventeen, eighteen, nineteen



6 Listen and say the rhyme.

Look at the bells
And count with me!

1 bell, 2 bells and now 3.

4 bells, 5 bells, 6 bells, 7,

8 bells, 9 bells, 10, 11,

12, 13, 14, 15.

Then 16 and 17.

Now we've got 18, 19,

20 bells, and they can ring!



7 Write with Ted.

eleven, twelve, thirteen, fourteen

eleven bikes, twelve kites, thirteen cars,

fourteen bells, fifteen balls



UNIT 6

I LIKE ANIMALS



Lesson 1

THIS IS A FOX.

IT CAN RUN.



1 Look, listen and say.

Ann and Jane: Hi, Bill!

Let's go to the park.

Bill: Oh, no! I am watching TV. Come in!

Jane: Look, Ann! Hippos!
They are big!

Ann: Wow! Crocodiles!
They are long.
They have got big mouths!



2 Listen, match and say.



①




②



③



④



⑤



It is a ...

It can

run.

jump.


swim.



⑥




⑦



⑧



⑨



⑩





3 Listen and read with Ted.






This is a fox.
It is small.
It is red.
It can run.
It can jump.
It is nice.



4 Listen and say the rhyme.

Lions, tigers, elephants,
Bears, monkeys and giraffes,
Hippos, rhinos, crocodiles –
All these animals are nice.



5 Write with Ted.

This is a hippo. It is big.
The hippo is grey. It can swim.



Lesson 2

A HIPPO HAS GOT A BIG MOUTH.



1 Listen, point and repeat.



ears



head



nose



mouth



neck



legs



2 Look, listen and say.



Lou: Sue! Look at the bear!

It has got small ears.

It has got four legs...

Sue: Look at the lion. It has got
a big head.




Lou: And the giraffe has got
a long neck and a small
head.

Sue: Wow!



3 Look and say.



1. This is a kangaroo. It is brown. A kangaroo has got a small head and big ears. It has got four legs.
2. This is a monkey. It is ... A monkey has got ...
3.



4 Draw your favourite animal. Tell about it.

MY FAVOURITE
ANIMAL IS PANDA

IT IS NICE.





5 Listen and read with Ted.

wh [w] **white, why, when, whale,**
a **white** cat, a **white** whale


– Wow! **What** is this?

– It is a **whale**.

– A **whale**? **Why** is it **white**?!




6 Listen and sing the song.




Animals

What a crazy crocodile!
It is green and long.

What a nice lion!
It is big and strong!



Zebras are nice,
Foxes are small,
Hippos are big,
Giraffes are tall!



7 Write with Ted.

what, white, whale

a big whale, a white whale

What is this? It is a whale.



Lesson 3

HAS IT GOT A TAIL?



1 Listen, point and repeat.



2 Look, listen and say.

Miss Wills: Let us talk
about animals. Look!

What animal is this?

Jane: It is an elephant.

Miss Wills: Has it got a small body?

Jim: No, it hasn't. It has got
a big body.

Miss Wills: Has it got a tail?

Jane: Yes, it has.

And it has got a long nose!

Miss Wills: Sam, what animal
is this?

Sam: It is a ... It is a ...


Jane: It is a crocodile!

Miss Wills: Yes, Jane. Look!

Has it got teeth?

Jim: Yes, it has got big teeth.

Ann: And it has got a long tail.





3 Ask and answer.



A: What animal is this?

B: It is a ...

A: Has it got a ...


B: Yes, it has. / No, it hasn't.



.....



4 Play a guessing game.



Jane: Guess my animal!

Jim: OK! Is it brown?

Jane: No, it is not.

Jim: Is it green?

Jane: Yes, it is.

Jim: Has it got a big body?



Jane: No, it hasn't. It has
got a long body.

Jim: Has it got big teeth?

Jane: Yes, it has.

Jim: Is it a crocodile?

Jane: Yes, it is.



A: Guess my animal!

B: Is it ...?

A:





5 Listen and read with Ted.

th [θ] teeth, mouth, thank you
a big mouth, big teeth, long teeth
– Has a tiger got a big mouth?
– Yes, it has.
– Has it got a long nose?
– No, it has not. But it has got big teeth.



6 Write with Ted.

mouth, teeth, tail, nose

A tiger has got strong teeth.

It has got a long tail.



Lesson 4

A PARROT CANNOT SWIM, BUT IT CAN FLY.



1 Listen, point and say.



frog



parrot



camel



dolphin



2 Look, listen and say.



I am a frog, I am green.
I have got a small body.
I have not got a tail.
I cannot fly, but I
can jump.

I am a parrot.
I am green and red.
I have got a small
body and a long tail.
I cannot swim.
But I can fly.



I am a camel.
I am brown.
I have got a big body.
I have got four legs and a tail.
I cannot fly, but I can walk.

3 Look and say.

It is a dolphin. It is grey.
It has not got legs.
It has got a strong tail.
It cannot walk, but it can swim.




It is a It is ...
It has got ...
It has not got ...
It cannot ..., but it can ...
.....



1



5



2



3



4





4 Listen and read with Ted.



This is a frog.
It is green.
It is small.
It is not tall.
The frog is at the wall.



5 Listen and sing the song.



— I can swim,
but cannot run.



— I can swim,
but cannot jump.



— I can swim,
but cannot hop.



— I can jump,
but cannot stop!



6 Write with Ted.

This is a frog. The frog is green.
It can jump, but it cannot run.



Lesson 5

“CAN IT CLIMB?”

“YES, IT CAN. / NO, IT CANNOT.”



1 Listen, point and repeat.



A squirrel
can climb.



A snake
can crawl.



A hare
can hop.



2 Look, listen and say.

What animal is this?

No, it cannot.

Can it climb?

Can it hop?

Yes, it can!



3 Look, ask and answer.



A: What animal is this?

B: It is a snake.

A: Can it ...?

B: No, it cannot.

A: Can it ...?

B: Yes, it can.

A: What animal is this?


B: It is a ...

A: Can it ...?

.....



4 Listen and read with Ted.




– Can you see a snake?
– Yes, I can.
– Is it black?
– No, it is not. It is green.
– Can it hop?
– No, it cannot.
But it can swim.



5 Listen and say the rhyme.

- My Granny, tell me, please:
“What animal is this?”
- I think, it is a snake,
It's crawling near the lake.
- And what about the frog?
- The frog can jump and hop.
- And what about the hare,
The one that's running there?
- A hare cannot climb,
It cannot swim or fly.
But it can jump and hop
The same way as the frog.



6 Write with Ted.

snake, hare, hop, frog

This is a snake. It cannot fly. It can swim.

Lesson 6


I LIKE THESE MONKEYS. THEY ARE FUNNY.



1 Listen, point and say.



This elephant
is happy.



This lion
is angry.




This monkey
is funny.



This kangaroo
is kind.



2 Look, listen and say.




Bill: Look, Jim!
These are giraffes.
They have got long
necks. I like giraffes!



Ann: Oh, Jane!
Look at the
kangaroo.
It is kind. I like it!





Pam: I like these elephants.
They are happy.
But I don't like that lion.
It is angry.



Jane: Miss Wills! Miss Wills!
Look at the monkeys!
They are funny.
I like monkeys!



3 Look and say.



①

1 I like these parrots.
They are funny.




②

2 I don't like these
crocodiles. They are
angry.


3
.....




⑧




⑦



③



④



⑤



⑥



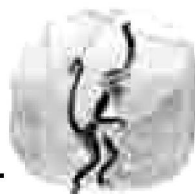
4 Listen and read with Ted.

a funny fox, a fat frog,
a happy snake
The snake has got a happy face.
The frog has got a fat body.
I like this fox. It is funny.



5 Listen and sing the song.

- I can see a fox in the Zoo.
 - I can see a rhino, it is blue.
 - I can see a monkey in the tree.
 - I can see a black and yellow bee.
 - Can you see a dolphin? It can swim.
 - Can you see a birdie? It can sing.
- A tiger, a lion, and a small kangaroo...
We can see them all in the Zoo!



6 Write with Ted.

fat, funny, happy

I like this camel. It is happy.

I like this frog. It is funny.



NOW YOU CAN:

- ✓ tell about your / your friend's family
- ✓ say what your family
and friends are doing now
- ✓ ask what his / her family
and friends are doing now
- ✓ answer what his / her family
and friends are doing now
- ✓ count from 1 to 20
- ✓ tell about animals
- ✓ say what animals can / cannot do
- ✓ ask what animals can do
- ✓ read and write sentences



MY CLOTHES



Lesson 1

**HIS/HER T-SHIRT IS WHITE.
HIS/HER SHORTS ARE BLUE.**



1 Listen, point and repeat.




T-shirt



dress



trousers



skirt

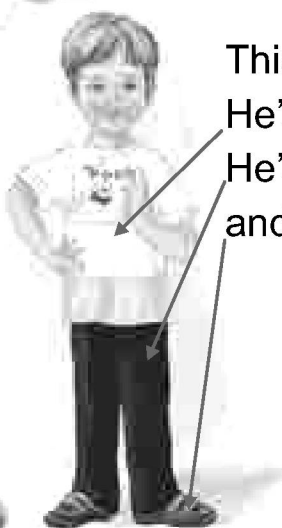


shoes



shorts

2 Look, listen and say.



This is a boy.
He's got a T-shirt.
He's got trousers
and shoes.



This is a girl.
She's got a T-shirt.
She's got a skirt
and shoes.



3 Look, guess and say.



Number 1. They are **his** trousers.
Number 2. It is **her** skirt.

4 Look, listen and say.



This is my mother.
Her dress is brown.



This is my father.
His trousers
are black.





This is my sister.
She is little.
Her dress is blue and white.



This is my brother.
He is little, too.
His shorts are yellow,
red and blue.

5 Look and say.



①

Jane



②

Ann



③

Jim



④

Bill



Number 1. This is Jane.
Her T-shirt is orange.
Her skirt is green.

Number 2. This is ...
Her ... is ...





6 Listen and read with Ted.

sh [ʃ] **she**, **shelf**, **short**, **shorts**,
T-**shirt**, **short** nose, **short** legs,
short T-shirt

She is Ann.

Ann has got a short nose.

Ann's T-shirt is short.

Ann's shorts are short, too.



7 Listen and say the rhyme.

This is a girl.
Her name is Tess.
She's got red shoes
And a green dress.



This is a boy.
His name is Bruce.
He's got blue trousers
And brown shoes.



8 Write with Ted.

his, her, dress, T-shirt, shorts

His T-shirt is white. His shorts are green.

Her dress is red.



Lesson 2

IT IS A SWEATER. THEY ARE JEANS.



1 Listen, point and repeat.



jeans



trainers



socks



sweater



blouse



shirt



2 Look, listen and say.



Jane: Mum, where's my sweater?

Mum: It is on the bed.

Jane: No, it's Ron's sweater.

Mum: Oh, yes. Your sweater is on the chair.

Jane: Thank you, Mum.

Jane: Where are my shoes?

Oh, no! Ronnie, they are not your shoes. They are my shoes. Your shoes are on the shelf!



3 Look, ask and answer.




A: Number 1. Where are blue jeans?

B: They are under the chair.

A: Number 2. Where is a white shirt?

B: It is



4 Play the game.



Number 1.
It is a blouse.

Number 3.
They are socks





5 Listen and read with Ted.

er, ir [ɜ:] **her, girl, bird, shirt, skirt**

small bird, small girl, her T-shirt, her skirt

or [ɔ:] **for, short, sort, shorts**

short nose, short legs, short skirt

This is Ann.

She has got a skirt.

Her skirt is short.

It is Ann's T-shirt.

They are Ann's shorts.



6 Write with Ted.

jeans, socks, shirt, skirt

It is a shirt. It is a skirt.

They are socks. They are jeans.



Lesson 3

THESE ARE MY FAVOURITE SHOES.

1 Look, listen and repeat.



This is my dress.
This is my blouse.
These are my jeans.
These are my favourite shoes.

This is my T-shirt.
This is my sweater.
These are my favourite trousers.
These are my socks.



2 Listen, point and say.

This is Jane's blouse.
These are Jane's ...

This is Jim's ...
These are Jim's ...





3 Draw your favourite clothes and tell about it.



This is my
favourite dress.



These are my
favourite jeans.



4 Listen and read with Ted.

This is a green dress. These are brown jeans.
This is a black skirt. This is a white shirt.
These are Sam's green jeans.



5 Listen and sing the song.



My favourite dress is pink.
My favourite shoes are pink.
My favourite colour is pink.
My favourite socks are pink, too.

My favourite T-shirt is white.
My favourite jeans are blue.
My favourite colour is blue.
Now tell me about you.



6 Write with Ted.

shoes, blouse, sweater, trousers

This blouse is white. This sweater is red.



Lesson 4

WHOSE HAT IS THIS? WHOSE MITTENS ARE THESE?



1 Listen, point and repeat.



hat



cap



scarf



mittens



jacket



coat



raincoat



2 Look, listen and say.



Sister: Whose hat is this?

Mum: It is Bill's.

Sister: Whose mittens are these?

Mum: These are your mittens.

Sister: Wow! They are nice!



3 Play the guessing game.

A: Whose jacket
is this?

B: This is Tom's
jacket.

A: Whose ?

B:



4 Look, ask and answer.



This is a red scarf.
Whose scarf is this?

It is Jane's.

These are brown mittens.
Whose mittens are these?

They are Bill's.





5 Listen and read with Ted.

oa [əʊ] **boat, coat**

green **boat**, red **coat**

wh [h] **who, whose**

Who is this? **Who** is that?

Who are these? **Who** are those?

Whose coat is this? **Whose** hat is that?



6 Listen and sing the song.

I've got a very pretty doll.

Her hair's long. She isn't tall.

Her blouse is beautiful and new.


Her shoes are very small and blue.

These are her raincoat and her umbrella.

She's got a dress like Cinderella.

Those are her sweater and her bag.

The sweater is green and the bag is black.



7 Write with Ted.

coat, raincoat, hat, cap, mittens

Whose hat is this? Whose coat is this?

Whose mittens are these?

These are Bill's mittens.



Lesson 5

**SHE LIKES THIS DRESS.
SHE DOES NOT LIKE THIS SKIRT.**



1 Listen, point and repeat.



She likes this dress.



She does not like this skirt.




They like this T-shirt.



They do not like this sweater.

2 Look, guess and say.




Lou: Jane likes this T-shirt.

Sue: She does not like this scarf.

Lou: Jim likes

Sue: He does not like





3 Look, listen and say.

Jane: Listen, Jim.

It is Ann's birthday.

Jim: Yes, it is. I have got
a present for Ann.

Jane: What is it?

Jim: It is a green T-shirt.

Jane: Ann does not like
green.

Jim: Oops!..



4 Listen and read with Ted.

I like.

You like.

He likes.


We like.

They like.

She likes..

I like this dress. She likes that skirt.

We like this coat. They like these socks.



5 Write with Ted.

Like, Likes

He Likes this cap.

I Like this coat. They Like these jeans.



Lesson 6

“DO YOU LIKE THIS DRESS?”
“YES, I DO.” / “NO, I DON'T.”

1 Look, listen and say.



It is my birthday today.
I am eight.

What can I wear?
A skirt? Jeans?
I don't like my clothes.



Mum and Dad: Happy birthday!
Ann: Wow! A new dress! I like it.
Thank you!

Mum: Do you like your new dress?

Ann: Yes, I do. It is very nice!

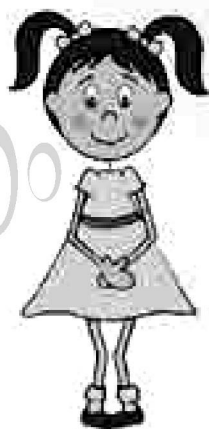
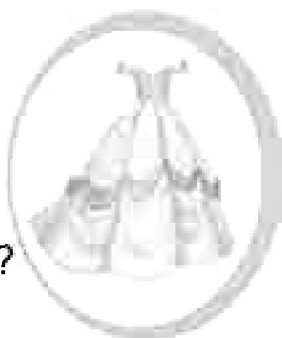
Thank you, Mum.

Thank you, Dad!



2 Act out.

It is my birthday today.
What can I wear?
A blue dress? A green skirt?
No, I like my yellow dress.
I can wear my yellow dress.



3 Look, ask and answer.

A: Number 1.

Do you like this jacket?





B: Yes, I do. (No, I don't.)

A: Number 2. Do you like these trousers?

B:



don't = do not



4 Talk about your friend's likes and dislikes.



A: Kate likes skirts.

B: She doesn't like jeans.

A: Yes, and her favourite colour is pink.



5 Listen and read with Ted.



This is Liz. She is a small girl.
She has got a green dress.
Liz is a nice girl. Bill likes her.
Ted likes her, too.



6 Listen and say the rhyme.

A happy girl has got a hat –
It is her birthday today.
She's got a new dress –
It is nice and red.
She jumps and shouts, "Hooray!"



7 Write with Ted.

Do you like this girl? Yes, I do.
Do you like this dress? No, I don't.



SPRING IS GREEN

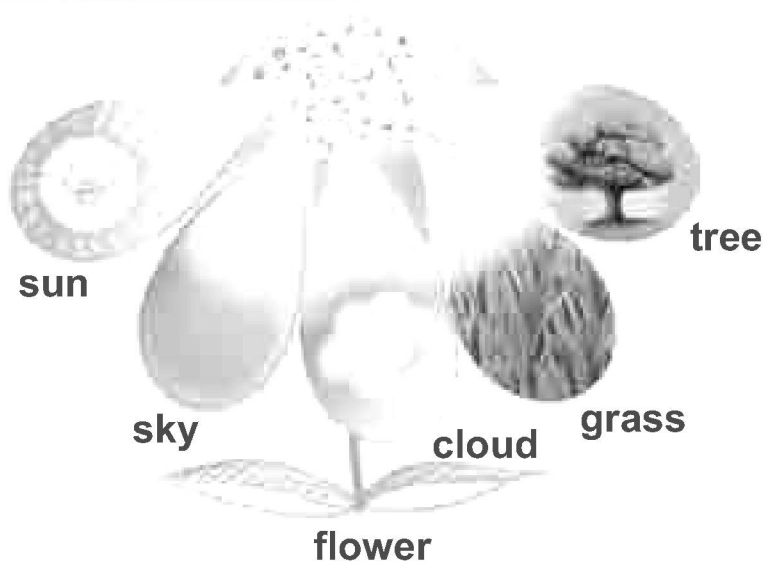


Lesson 1

SPRING IS COMING.



1 Listen, point and repeat.



2 Listen and say.



It is spring. It is warm.
The sky is blue.
The sun is yellow.
The clouds are white.



3 Look and listen.

Jane: Ann, look! The flowers...

They are white, red, blue and yellow! 1, 2, 3, 4, 5...14...20!


Lots of flowers!

Ann: Ouch!..

Jane: What is it, Ann?

Ann: A frog... It is in the grass.

Look, it is jumping!



Jim: Oops! Where is my kite?

I cannot see it.

Bill: Hmm... Oh! Look, it is in the tree!

Jim: Oh, no!

4 Ask and answer.

A: What colour is the sky?


B: The sky is blue.

A: What colour are the trees?

B: The trees are green.



A: What colour is/are ...?

B:





5 Listen, point and repeat.



spring months



6 Listen, ask and answer.



Jane: Jim, do you like March?

Jim: Yes, I do.

My birthday is in March.



Bill: Sam, do you like April?

Sam: Yes, I do. It is warm
in April. Birds come in April.



Ann: Jane, do you like May?

Jane: Oh, yes. I do. Mother's
Day is in May.

I can write a card and
make a present for my
Mum.





7 Listen and read with Ted.

-a(ss) [ɑ:] **grass**, **class**, **classmate**

— Wow! I can see a snake in the grass.

It is brown.

— Look. It is a cow. It is black.

It is eating grass. The grass is green.

My classmates like this cow.



8 Listen and say the rhyme.



— I like March very much,
I like April, too.

— I like May sunny days.
Spring's for me and you!



9 Write with Ted.

class, grass, spring, green

It is spring now. The grass is green.

My class mates like spring.



Lesson 2

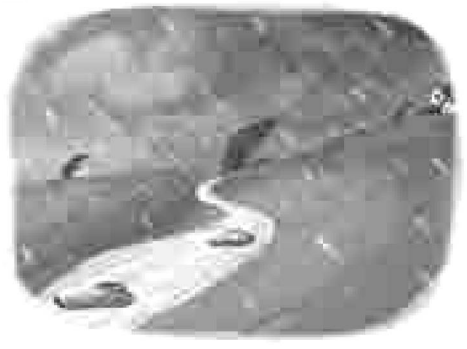
WHAT IS THE WEATHER LIKE IN SPRING?



1 Listen, point and repeat.



The sun is shining.
It is warm.
The weather is fine.



It is raining.
It is cool.
The weather is bad.



2 Listen and say.

Sam: Oh, no! The weather is bad.

Dad: What is it, Sam? Is it raining?

Sam: Yes, it is. And the sky is grey.

I cannot play football.

Dad: Let us play chess then.

Sam: OK.



Jim and Bill: Sam!

Let us go to the park.

Sam: But it is raining...

Jim: No, it is not.

Look, the sky is blue.

Bill: And the sun is shining.





Sam: Dad, may I go to the park?

We can play football now.


Dad: Is it warm now?

Sam: Yes, it is.

Dad: OK, you may go.

Sam: Thank you, Dad!

3 Ask and answer.



A: What is the weather like in picture 3.

B: It is sunny.

A: What is the weather like ... ?

B: It is

4 Listen and read with Ted.

[auə] **flower**, **shower**, **our**

I like spring **showers**.

I like spring **flowers**.

Our flowers are nice.





Our Granny has got a sheep. The sun is shining.
The sheep is white. It is spring.
The grass is green. We give our Mum flowers.
The sheep likes green grass. She is happy.



5 Listen and sing the song.

What is the weather like?
What is the weather like in spring?
Is there sun in the sky.
Or are there clouds with rain?
March is too cold and wet,
April comes with rain showers,
May is the month when Dad
Gives our Granny flowers.



6 Write with Ted.

our, flower, shower
Our flowers are red. We like showers.



Lesson 3

HAPPY EASTER!




1 Listen, point and repeat.



Easter cake



Easter bread
(paska)



Easter eggs



Easter eggs
(pysankas)



Easter bunny rabbit



candle



2 Listen and say.

Jane: Oh, Jim! I can see
Easter eggs!

Jim: Are they in the tree?

Jane: No, they are not.



Jim: Are they under the tree?

Jane: Yes, they are.

Jim: Wow! 1 egg, 2 eggs,
3 eggs, 4...




Jane: Oh, Jim, I can see
an Easter bunny rabbit!
It is on the bench.



3 Look, count and say.

Lou: Look! I can see
3 children. They are
Jane, Ann and Sam.



Sue: Oh, I can see 2
green and 3 pink
Easter eggs in Ann's
Easter basket. I can
see 2 brown Easter
bunny rabbits in Ann's Easter basket.



Lou: I can see ... in Jane's
Easter basket.
I can see ... in Sam's
Easter basket.





4 Listen and say.

Taras: Olenka, glad to see you!

What a nice Easter basket!

Olenka: I have got my paska in it.

Taras: Have you got Easter eggs in your Easter basket?

Olenka: Yes, I have got
5 Easter eggs. Look, they are red,
green, blue, yellow and orange.



Olenka: Is it an Easter egg?

Taras: No, it is not


It is a candle.

Olenka: Oh...



5 Draw your Easter basket and tell about it.

I have got my Easter basket.
I have got ... in it.





6 Listen and read with Ted.

wh [w] **white, what, why, where**

[ɑ:] **basket, ask, task, an Easter basket,**

What a nice rabbit!

Oh, it is an Easter bunny rabbit!

It has got an Easter basket. It has got six pink and green Easter eggs in it.

The bunny rabbit is white.

It is funny. Happy Easter, bunny rabbit!



7 Listen and say the rhyme.

Easter Eggs,

Easter eggs,

Yellow and blue,

Easter eggs

For me and you.

Easter eggs,

Candy sweet,

Easter eggs

Are good to eat.

Easter eggs,

Nice and funny.

But...

Where is my Easter Bunny?



8 Write with Ted.

ask, task, Easter, basket

It is Easter. I have got Easter eggs.



Lesson 4

I LOVE MY MUM.




1 Listen, point and repeat.



give a hug



love



give a kiss

2 Listen and say.

Ann: Jane, look, is it nice?

Jane: What is this?

Ann: This is a card.

Jane: A card?

Ann: Yes, Mum's Day is coming.

Have you got a present for your mum?

Jane: Yes, I have. It is a cup.

There is a flower on it. A red rose.

Ann: Wow!



3 Ask and answer.



A: Have you got a present for you Mum?

B: Yes, I have.

A: What is it?

B: It is a ...





4 Listen and read with Ted.

oo [ʊ] look, book, cook, bookmark

It is spring.


It is a bookmark.

Mum's day is in May.

Look! Is it nice?

It is Mum's day today.

I have got a present
for my Mum.

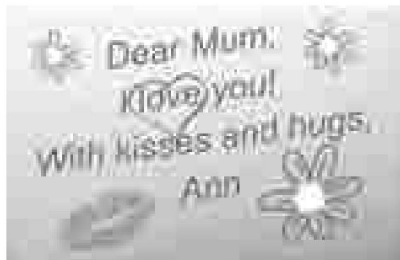


5 Listen and say the rhyme.

My dear Mummy,
I want to say,
"Be nice and happy
On Mother's Day!"
My hugs and kisses,
My heart and love,
My pretty presents
Are for my Mum!



6 Make a card for your Mum.



NOW YOU CAN:

- ✓ tell about clothes
- ✓ ask and answer where clothes are
- ✓ say what clothes you like
- ✓ say what clothes he / she likes
- ✓ say what clothes he / she doesn't like
- ✓ ask "Do you like...?"
- ✓ answer "Yes, I do. / No, I do not."
- ✓ name spring months
- ✓ tell about the weather in spring
- ✓ tell about holidays in spring
- ✓ write holiday greetings
- ✓ read texts



HELLO, SUMMER!



Lesson 1

TAKE OFF YOUR SWEATER! PUT ON YOUR SUNHAT!



1 Listen, point and repeat.



It is hot.



put on



take off



sunglasses



sandals



sunhat



2 Look, listen and say.



Jim: Oh, it is hot today.

Jane: Yes, Jim. Take off
your sweater.

Ann: It is sunny! Oh, my eyes!

I cannot see...

Jane: Put on my sunglasses.

Ann: And you?

Jane: I am OK. Look, I have
got a sunhat.





3 Look, point and say.




It is hot!

Take off your sweater!



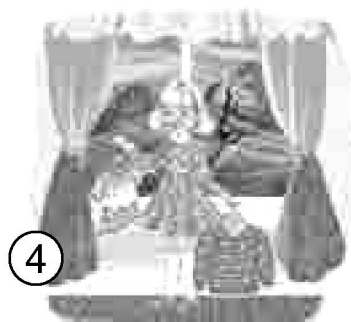
①



②




③



④



4 Listen, point and repeat.



summer months





5 Listen, ask and answer.



Jim: Bill, do you like June?

Bill: Yes, I do.

My birthday is in June.



Jane: Ann, do you like July?

Ann: Yes, I do. It is hot in July.

I can swim.



Ann: Sam, do you like August?

Sam: Oh, yes, I do. I play games
with my friends in summer.



6 Listen and read with Ted.

y [aɪ] **my, fly, July**

j [dʒ] **Jim, Jane, June, July**

It is summer.

June, July and August are summer months.

It is hot in summer.

It is sunny. I can swim. I can play.

I can be out all day long. I like summer.





7 Listen and sing the song.

When I go to the park
And see the yellow sun,
I put on my T-shirt
And have a great fun!

Chorus:
Have a great fun all day long.
This is my summer song!

(Chorus.

...I put on my shorts...

Chorus.

...I put on my sandals...

Chorus.

...I put on my sunhat...

Chorus.

...I put on my sunglasses...

Chorus.)



8 Write with Ted.

summer, June, July, August

June, July and August are summer months.

I can swim in summer.



Lesson 2

WE ARE ON SUMMER HOLIDAYS!



1 Listen, point and repeat.




camp




country



woods



sea



river



2 Look, listen and say.

Jim: Hooray! We are on our summer holidays!

Bill: Listen, guys! We can go to the woods!

Jim: And we can swim in the river...

Ann: I can visit my granny in the country in summer.

Jane: And I can go to the sea with my mum and dad!





3 Look, match and say.




Jim can swim in the river in summer.

1




2



3



4



5



4 Act out.

Tell your friend where you can go on your summer holidays.





5 Listen and read with Ted.

ch [tʃ] teacher, children, chicken

Summer

In summer children say goodbye to school.
They say goodbye to teachers. They fly
kites and swing. They play games and swim.
Children can go to the sea with mums and
dads. They can have fun in a summer camp.
Children like summer!



6 Listen and say the rhyme.

It's summer time!
We're going away
For a happy holiday
See you soon!
And now go away
For your
HAPPY HOLIDAY!



7 Write with Ted.

holidays, goodbye, sea, camp, river, woods
Goodbye, school! I am on summer holidays.




Lesson 3

I AM AT THE SEA.



1 Listen, point and repeat



beach sand sail in a boat make a castle play in the sun



2 Look, listen, point and say.

Lou: What is this?

Sue: Is it a letter?

Ted: Yes, it is. This is
a letter from Jim.

Sue: Let's read it!

Ted: OK.



Hello, Ted!

I am at the sea with my Mum and Dad.

I go to the beach and play in the sun.

I can make a nice castle. Look!

I can swim in the sea.

I can sail in a boat with my Dad.

My Mum does not like boats.

She likes ball games.

I have lots of fun.

See you soon!



Bye,

Jim





3 Look, ask and answer.



Number 1.

Yes, they are.

Number 2.

.....

Are the children sailing in a boat?

Is the girl...?





4 Play a miming game.

A: Are you skiing?

B: No, I am not.

A: Are you sailing in a boat?

B: Yes, I am!

A: Are you ... ?

B:




swim in the river, play ball games, play badminton,
swing, make a sandcastle, fly a kite, ride a bike



5 Listen and read.

Hello, Mum and Dad!
It is hot and sunny.
We swim in the river.
We play in the sun.
I have lots of fun.
I like my summer camp.
Bye!
Kisses,
Jane





6 Make your project.

You are on your summer holidays.
Write a letter to your friend.



7 Read, match and say.



The 'summer' is in a blue hat.

summer

teacher

sun

beach

sea

play

day

make

July

sail

fly

mum

like

month

fun


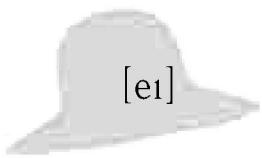
kite

game

read

my

season





8 Listen and sing the song.

GOODBYE SONG

Ted, Sue and Lou are waving goodbye,
Ted, Sue and Lou are waving goodbye,
“Goodbye, goodbye!
Good luck and goodbye,
Good luck with your English,
Goodbye!”

Let's wave goodbye to Ted, Sue and Lou.
Let's wave goodbye to Ted, Sue and Lou,
“Goodbye, goodbye!
Thank you and goodbye,
Thank you, our friends,
Goodbye!”



APPENDIX: VOCABULARY

Introduction

act [ækt] грати (*роль*)
 again [ə'geɪn] знову
 am [æm] (*я*) є
 be [bi:] бути
 be back повертатись
 black [blæk] чорний
 blue [blu:] синій, голубий
 cool [ku:l] прохолодний
 count [kaʊnt] рахувати, лічити
 each ['i:tʃ] кожний
 exercise-book ['eksəsaɪz bʊk]
 зошит для вправ
 fun [fʌn] забава, веселощі
 green [ɡri:n] зелений
 his [hɪz] його
 is [ɪz] є (*форма 3-ої особи*
 однини)
 it [ɪt] він, вона, воно (*про*
 тварину чи неістоту)
 jump [dʒʌmp] стрибати
 kite [kɑɪt] повітряний змій
 like [laɪk] подобатися
 listen [lɪsn] слухати
 map [mæp] карта (*географічна*)
 meet [mi:t] зустрічати,
 знайомитись
 my [maɪ] мій, моя, моє, мої
 new [nju:] новий
 nice [naɪs] гарний, лагідний
 other [əðə] інші, решта
 pencil-sharpener ['pensɪlʃɑ:pneɪ]
 точило для олівців
 point [pɔɪnt] вказувати
 read [ri:d] читати
 repeat [rɪ'pi:t] повторювати
 pink [pɪnk] рожевий
 red [red] червоний
 rhyme [raɪm] вірш, римівка
 ruler ['ru:lə] лінійка

rubber ['rʌbə] гумка
 run [rʌn] бігати
 say [seɪ] сказати
 see [si:] бачити
 teacher ['ti:tʃə] вчитель
 tell [tel] розповідати
 we [wi:] ми
 Well done! Молодець!
 you [ju:] ти, ви

Unit 1

about [ə'baʊt] про
 answer ['ɑ:nsə] відповідати
 are [ɑ:] (*ми, ти, ви, вони*) є
 ask [ɑ:sk] запитувати
 big [bɪɡ] великий
 blackboard ['blækbo:d] класна
 дошка
 bookshelf ['bʊkʃelf] книжкова
 полиця
 brown ['braʊn] коричневий
 CD player [si: di: 'pleɪə] програ-
 вач дисків
 ceiling ['si:lɪŋ] стеля
 chair [tʃeə] стілець
 chant [tʃɑ:nt] чант, віршована
 пісенька
 classmate ['kla:smeɪt] одноклас-
 ник
 classroom ['kla:srʊm] класна
 кімната
 clock [klɒk] годинник
 dear [diə] дорогий
 desk [desk] партя
 door [dɔ:] двері
 draw [drɔ:] малювати (*олівцем*)
 felt-tip pen [felt tɪp pen]
 фломастер
 floor [flɔ:] підлога
 game [geɪm] гра
 guess [ges] здогадуватись
 happy ['hæpi] щасливий
 look [lʊk] дивитися



make ['hæpi] робити,
виготовляти
many ['meni] багато
marker ['hæpi] маркер
match [mætʃ] підібрати (пару)
number ['hæpi] число, номер
our ['aʊə] наш
pencil case ['pensɪl keɪs] пенал
picture ['pɪktʃə] малюнок,
картинка
poster ['pɒstə] постер
pot plant ['pɒt plɑnt] кімнатна
рослина
pretty ['prɪtɪ] гарненький
project ['prədʒekt] проект
stand ['stænd] стояти
sticker ['stɪkə] стікер, наклейка
there ['ðeə] там
thing [θɪŋ] річ
very much ['veri mʌtʃ] дуже
under ['ʌndə] під
up [ʌp] вверх
wall ['wɔ:l] стіна
what [wɒt] що (питальне слово)
window ['wɪndəʊ] вікно
write [raɪt] писати

Unit 2

act [ækt] грати (роль)
angry ['æŋɡri] злий, лихий
can [kæn] могли
cannot ['kænət] не могли
dance [dɑ:ns] танцювати
fly [flaɪ] 1) літати; 2) запускати
у повітря
glad [glæd] радий
hide-and-seek [haɪdend'si:k] гра
у хованки
hop [hɒp] підстрибувати
hopscotch ['hɒpskɒtʃ] гра в
класики

invite [ˌɪnˈvaɪt] запрошувати
paint [peɪnt] фарбувати
race a car [reɪs ə kɑ:] змагатися
в автоперегонах
ride [raɪd] їздити верхи
roller-skate ['rɒləskeɪt] кататися
на роликах
sad [sæd] сумний
swim [swɪm] плавати
with [wɪð] з

Unit 3

all [ɔ:l] всі
autumn ['ɔ:təm] осінь
away [e'weɪ] вбік, геть
but [bʌt] але
cloud [klaʊd] хмара
cold [kəʊld] холодний
colour ['kʌlə] 1) колір;
2) розфарбовувати
day [deɪ] день
fall down [fɔl daʊn] падати вниз
foggy ['fɒɡɪ] туманний
go [ɡəʊ] йти, ходити
grey [ɡreɪ] сірий
home [həʊm] дім
how [haʊ] як
It's a pity! [ɪts ə 'pɪtɪ] Шкода!
Kyiv [kɪjɪv] Київ
leaves [li:vz] листя
London ['lʌndən] Лондон
muddy ['mʌdɪ] багnistий
November [nəʊ'vemɪdə] листопад
October [ɒk'təʊbə] жовтень
orange ['brændʒ] помаранчевий
Paris ['pærɪs] Париж
rainy ['reɪnɪ] дощовий
Rome [rəʊm] Рим
season [si:zn] пора року
September [sep'tembə] вересень
sky [skaɪ] небо



small [smɒl] малий
 such [sʌtʃ] такий
 sun [sʌn] сонце
 that [ðæt] той
 this [ðɪs] цей
 train [treɪn] поїзд
 wait [weɪt] очікувати, чекати
 warm [wɔːm] теплий
 wet [wet] вологий
 white [waɪt] білий
 wind [wɪnd] вітер
 yellow ['jeləʊ] жовтий

Unit 4

angel ['eɪndʒəl] ангел
 around [ə'raʊnd] навколо
 bell [bel] дзвіночок
 blow [bləʊ] дути
 cardcarol [kɑːd'kærəl] Різдвяна
 листівка

children ['tʃɪldrən] діти
 come [kʌm] приходити
 Christmas ['krɪsməs] Різдво
 December [dɪ'sembə] грудень
 decorate ['dekəreɪt] покращати
 February ['februəri] лютий
 give [gɪv] дати, давати
 great [greɪt] великий, чудовий
 hear [hɪə] чути
 house ['haʊz] будинок
 January ['dʒænjuəri] січень
 letter [letə] лист, літера
 lights [laɪts] ліхтарики
 merry ['merɪ] веселий
 month [mʌnθ] місяць
 New Year [njuː jɜːk] Нью Йорк
 night [naɪt] ніч
 now [naʊ] тепер, зараз
 out [aʊt] класти, покласти
 Santa Claus [santa klɔːs] Санта
 Клаус

skate [skeɪt] кататись на
 ковзанах

ski [skiː] кататись на лжах
 sledge [sledʒ] кататись на санях
 sleep [sliːp] спати
 snow [snəʊ] сніг
 snowballs ['snəʊbɔːls] сніжки
 snowman ['snəʊmæn] сніговик
 present ['prezənt] подарунок
 put [pʊt] класти
 ring [rɪŋ] дзвеніти
 together [tə'geðə] разом
 weather ['weðə] погода
 well [wel] ну, добре
 winter ['wɪntə] зима

Unit 5

bird [bɜːd] птах, пташка
 clean [kliːn] чистий; чистити
 cook [kʊk] готувати їсти
 curly ['kɜːli] кучерявий
 daughter ['dɔːtə] дочка
 do sports [du spɔːt] займатись
 спортом

drink [drɪŋk] пити
 eat [iːt] їсти
 fish [fɪʃ] риба
 he [hiː] він
 long [lɔːŋ] довгий
 parrot ['pærət] папуга
 rabbit ['ræbɪt] кролик
 she [ʃiː] вона
 smile [smaɪl] посміхатись
 son [sʌn] син
 swing [swɪŋ] кататись на качелях
 talk [tɔːk] розмовляти
 they [ðeɪ] вони
 turn [tɜːn] черга; повертати
 walk [wɔːk] ходити,
 прогулюватись
 watch TV [wɒtʃ] дивитись
 телевізор

Unit 6

animal ['ænɪməl] тварина



body ['bɒdi] тіло
 camel [keɪm] верблюдо
 climb [klaɪm] лізти, лазити
 crawl [krəʊl] повзти
 draw [drɔ:] малювати олівцем
 ear [i:ə] вухо
 face [feɪs] обличчя
 fat [fæt] товстий
 favourite ['feɪvərɪt] улюблений
 hare [heə] заєць
 head [hed] голова
 hippo ['hɪpəʊ] гіпопотам
 kind [kaɪnd] добрий
 leg [leg] нога (від стегна)
 long [lɒŋ] довгий
 mouth [maʊθ] рот
 neck [nek] шия
 rhino ['raɪnəʊ] носоріг
 short [ʃɔ:t] короткий
 small [smɔ:l] малий
 snake [sneɪk] змія
 squirrel [sk'wɪrəl] білка
 tail [teɪl] хвіст
 tall [tɔ:l] високий
 teeth [ti:θ] зуби
 whale [weɪl] кит

Unit 7

beautiful ['bjʊ:tɪfl] чудовий,
 вродливий
 blouse [blaʊz] блузка
 cap [kæp] кепка, шапка
 choose [tʃu:z] обирати,
 вибирати
 Cinderella [ˌsɪndə'relə]
 Попелюшка
 clothes [kləʊðz] одяг
 coat [kəʊt] пальто, куртка
 dress [dres] сукня
 for [fɔ:] для
 hair [heə] волосся
 hat [hæt] капелюх
 her [hɜ:] її

jacket ['dʒækɪt] піджак, куртка
 jeans [dʒi:nz] джинси
 mittens ['mɪtens] рукавиці
 rain coat ['reɪnkəʊt] плащ від
 дощу

scarf [skɑ:f] шарф
 shirt [ʃɜ:t] куртка
 skirt [skɜ:t] спідниця
 shoes [ʃu:z] туфлі
 shorts [ʃɔ:ts] шорти
 shout [ʃaʊt] кричати
 socks [sɒks] шкарпетки
 sweater [swetə] светер
 these [ði:z] ці
 too [tu:] також
 trousers ['traʊzəz] штани,
 брюки
 trainers ['treɪnəz] кросівки
 T-shirt ['ti: ʃɜ:t] футболка
 umbrella [ʌm'breləseɪ]
 wear [weə] одягати, носити (про
 одяг)
 who [hu:] хто
 whose [hu:z] чий, чия, чие, чий

Unit 8

April ['eɪprəl] квітень
 bad [bæd] поганий
 basket [bɑ:skət] кошик
 bench [bentʃ] лавка
 bookmark ['bɒkmɑ:k] закладка
 для книг
 bread [bred] хліб
 bunny rabbit [bʌni ræbɪt]
 пасхальний кролик
 cake [keɪk] торт, тістечко
 candle [kændl] свічка
 candy ['kændɪ] цукерка
 castle [kɑ:sl] замок
 chess [tʃes] шахи
 cool [ku:l] прохолодний; крутий
 (розм.)
 Easter ['i:stə] Великдень



egg [eg] яйце
 flower ['flaʊə] квітка
 give [gɪv] дати, давати
 grass [grɑ:s] трава
 heart [hɑ:t] серце
 hug [hʌg] обійми; обнімати
 kiss [kɪs] поцілунок; цілувати
 me [mi] мене, мені
 March [mɑ:tʃ] березень
 may [meɪ] могли (ввічл.форма)
 May [meɪ] травень
 sheep [ʃi:p] вівця
 shine [ʃaɪn] світити
 shower ['ʃaʊə] злива
 spring [sprɪŋ] весна
 weather ['weðə] погода
 where [weə] де
 why [waɪ] чому

Unit 9

August [ɔ:gəst] серпень
 beach [bi:tʃ] пляж
 boat [bəʊt] човен
 camp [kæmp] табір
 country ['kʌntri] сільська

місцевість

from [frɒm] від
 guys [gaɪz] хлопці
 holidays ['hɒlɪdɪz] канікули
 hot [hɒt] жаркий
 June [dʒu:n] червень
 July [dʒulaɪ] липень
 lots of [lɒts əv] багато
 put on [put ɒn] одягати
 river ['rɪvə] річка
 sail [seɪl] плисти (в човні)
 sand [sænd] пісок
 sandals ['sændəlz] сандалі
 sandcastle [ˌsændkɑ:sl] пісочний
 замок
 sunhat [ˌsʌnhæt] капелюх від
 сонця
 summer ['sʌmə] літо

sunglasses [ˌsʌn'glɑ:sɪs] сонячні
 окуляри

take off [teɪk ɒf] знімати
 wave [weɪv] хвиля
 woods [wu:dz] ліс

APPENDIX: TAPESCRIPTS

pages 16-17, task 5

1. There is a book in the bag.
2. There is a pen on the book.
3. There is a clock on the wall.
4. There is a pencil-case on the book-shelf.

page 25, task 3

1. Are there 10 desks in the classroom? (Pause) No, there are not. There are 5 desks in the classroom.

2. Are there 5 books on the teacher's table? (Pause) Yes, there are.
3. Are there 4 CDs on the teacher's table? (Pause) No, there are not. There are 2 CDs on the table.
4. Are there 10 chairs in the classroom? (Pause) Yes, there are.
5. Are there 3 pictures on the wall? (Pause) Yes, there are.



Навчальне видання

*Ростоцька Марія Євстахіївна
Карп'юк Оксана Дмитрівна*

Англійська мова

**Підручник для 2 класу загальноосвітніх навчальних закладів
з поглибленим вивченням англійської мови.**

Рекомендовано Міністерством освіти і науки України

Англійською та українською мовами

Видано за рахунок державних коштів. Продаж заборонений.

Редактори *Ігор Миколів, Наталія Батрин*
Художники *Любомир Бейгер, Петро Турпак*
Дизайн і комп'ютерна верстка *Андрій Костишин, Мар'яна Тераз*

Здано до набору 23.12.2011. Підписано до друку 11.10.2012
Формат 70х100 1/16. Гарнітура Аріал. Папір офсетний. Друк офсетний.
Умовн. друк. арк. 13,00 Обл.-вид.арк. 14,7.
Тираж 23 170 прим.
Зам. № 12-10-2203.

Видано за ліцензією ТзОВ "Видавництво "Астон"
на замовлення ПП Карп'юк О. Д.
Свідоцтво про внесення до Державного реєстру суб'єктів
видавничої справи ДК № 392 від 30.03.2001 р.

ПРАТ "Львівська книжкова фабрика "Атлас",
79005, м. Львів, вул. Зелена, 20.
Свідоцтво про внесення до Державного реєстру
ДК № 1110 від 08.11.2002 р.