

Alla NESVIT


ENGLISH

2

WE LEARN ENGLISH



Алла НЕСВІТ **АНГЛІЙСЬКА МОВА**



Підручник для 2 класу
загальноосвітніх
навчальних закладів

*Рекомендовано Міністерством освіти і науки, молоді та спорту України
(Наказ МОНмолодьспорту України від 18.06.2012 р. № 718)*

Несвіт А.М.

Н55 Англійська мова: підруч. для 2-го кл. загально-
освіт. навч. закл. – К. : Генеза, 2012. – 160 с.: іл.
ISBN 978-966-11-0173-8

Підручник «Англійська мова» (2-й рік навчання) створений на засадах комунікативно-когнітивного та особистісно орієнтованого підходів до навчання англійської мови. Уніфікований комплекс вправ і завдань дозволяє сформувати в учнів уміння і навички говоріння, аудіювання, читання й письма.

У підручнику подано також англо-український словник.

УДК 811.111(075.2)

ББК 81.2Англ-922

ISBN 978-966-11-0173-8

© Несвіт А.М., 2012

© Видавництво «Генеза»,
оригінал-макет, 2012

ЛЮБІ ДІТИ!



З кожним роком дедалі більша кількість людей вивчає англійську мову – мову міжнародного спілкування. Вони мають можливість поїхати у туристичну подорож, у ділових справах чи просто в гості до друзів або родичів. Англійська мова слугує мовою спілкування в аеропортах, на вокзалі, у готелі чи магазині.

Знання англійської мови необхідні при роботі з комп'ютером та при користуванні Інтернетом, що містить інформацію про знання всього світу.

Подорожуючи сторінками цього видання разом з українськими школярами, ви вивчите англійські слова, навчитеся використовувати їх у мовленні.

Знання англійської мови відкриють для вас вікно у новий світ – світ іншої культури.

Бажаємо вам успіхів!

Автор

Допоможуть вам у навчанні наші піктограми-підказки:



Послухай і повтори.



Спілкуйся в класі. /
Скажи.



Працюйте в парах.
Запитайте і дайте
відповідь.



Послухай і прочитай.



Напиши.



Пограйте у гру.



Подивись, зроби
і скажи.



Спілкуйся
англійською.

Unit 1. My Family and Friends

Розділ 1. Моя сім'я і друзі



Hi! I'm Miss Alison.
I'm your teacher.
Nice to meet you again,
children!



1. Listen and repeat. / Послухай і повтори.



– Good morning, Ann!
– Good morning, Dan!




– Good morning, Miss Alison!
– Good morning, children!



2. Look and say. / Подивись і скажи.

Привітайся із вчителькою та однокласниками.



Aa Bb Cc Dd Ee Ff Gg Hh Ii Jj Kk Ll Mm

Lesson 1. Greet Your Friends!

Урок 1. Привітайся з друзями!

- | | |
|------------------------------|---------------------------------|
| – Hello! I'm Ann. | – Hello! I'm ... (Ann). |
| – Hi! I'm Dan. | – Hi! I'm ...! |
| – Good morning, Ann and Dan! | – Good ..., ...! It's nice ...! |
| It's nice to meet you! | – Nice to meet ...! |
| – Nice to meet you, too! | |

I'm = I am



3. Listen and repeat. / Послухай і повтори.

In the morning,
In the morning
Greet your friends:
"Good morning!"



When it's noon,
When it's noon,
You must say,
"Good afternoon!"



4. Look and say. / Подивись і скажи.



- Goodbye, Miss Alison!
- Goodbye, boys and girls!

- Bye, Kim!
- Bye, Steve!
- See you tomorrow!



5. Speak English. / Спілкуйся англійською.

Привітайся. / Попрощайся із своїми рідними та друзями.

Good morning! Good afternoon! Goodbye! See you tomorrow!

Nn Oo Pp Qq Rr Ss Tt Uu Vv Ww Xx Yy Zz

Uu



1. Listen and repeat. / Послухай і повтори.

Hello! My name's Ann.
I'm seven.
I'm from Ukraine.
I'm from Kyiv.
I'm a pupil.

Hi! My name's Dan.
I'm seven.
I'm from Ukraine, too.
I live in Kyiv.



We are in the second form.



2. Read, complete and say. / Прочитай, доповни і скажи.

A: Hello!

B: Hi! What's your name?

A: Jane. What's your name?

B: My name's Dan.

A: Nice to meet you, Dan!

B: Nice to meet you, too!

A: Are you a pupil?

B: Yes, I am. I'm in the second form.

A: Hello!

B: Hi! What's ...?

A: What's your ...?

B: My name's

A: Nice to meet you, ...!

B: Nice ...!

A: Are you ...?

B: Yes, I I'm

1

Aa Bb Cc Dd Ee Ff Gg Hh Ii Jj Kk Ll Mm

Урок 2. Про себе



3. Listen and repeat. / Послухай і повтори.

In the evening,
In the evening,
Greet your parents.
"Good evening!"

Silver moon
In the sky –
Hug your mum
And say, "Good night!"



4. Work in pairs. Complete and act out. / Працюйте в парах. Доповніть та розіграйте в ролях.



– Good evening, Mum!
– Good ..., Dad!

– Good night, ...!
– Good ..., Ann!
– ...!



5. Speak English. / Спілкуйся англійською.

Розкажіть про себе своїм новим друзям.

Nn Oo Pp Qq Rr Ss Tt Uu Vv Ww Xx Yy Zz

Uut

Lesson 3. Where Are You from?



1. Listen and repeat. / Послухай і повтори.

Назвіть літери англійського алфавіту.




2. Look and say. Spell the words. / Подивись і скажи.

Назви літери в словах по порядку.



boy



girl



woman



man



cat



dog



3. Listen, match and say. / Послухай, з'єднай і скажи.

- | | |
|--------------------------|---------------------------|
| 1. What's your name? | A I'm seven. |
| 2. How old are you? | B I'm in the second form. |
| 3. What are you? | C I'm Jane. |
| 4. What form are you in? | D I'm a pupil. |

Where are you from? – I'm from the UK.

Where do you live? – I live in London.

Урок 3. Звідки ти родом?

“Time for Fun” / «Час розваг»



4. Listen and sing. / Послухай і заспівай.

What's Your Name?

What's your name?

Mary Jane

Where do you live?

Down the lane

What's your address?

Watercress

What's your number?

Cucumber

What's your shop?

Lollipop.



5. Work in pairs. Read and act out. / Працюйте в парах. Прочитайте та розіграйте в ролях.

A: What's your name?

B: I'm Denis.

A: How old are you?

B: I'm seven.

A: Where are you from?

B: I'm from Ukraine.

A: It's so nice to meet you!

B: It's nice to meet you!



6. Speak English. / Спілкуйся англійською.

Запитай у своїх друзів, звідки вони та де вони живуть.

Where are you from? Where do you live?

Nn Oo Pp Qq Rr Ss Tt Uu Vv Ww Xx Yy Zz

Unit



1. Listen and repeat. / Послухай і повтори.

– Where are **you** from?
– **We** are from Ukraine.



– Where are **you** from?
– I am from China.



– Where is **she** from?
– **She** is from the UK.



– Where is **he** from?
– **He** is from the USA.



2. Listen and repeat. / Послухай і повтори.

A: Hi, Olena! This is Jane.

B: Hello, Jane! My name's Ivanna.

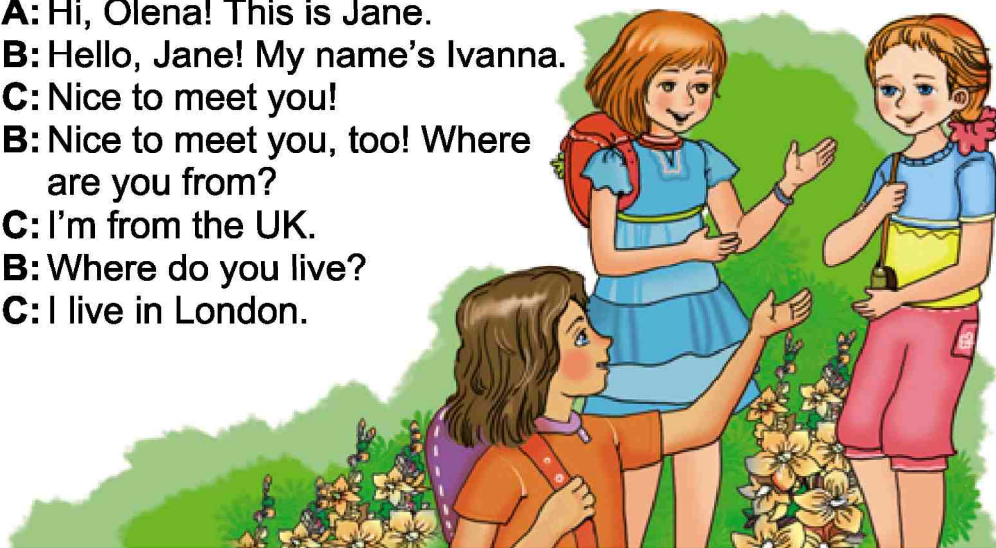
C: Nice to meet you!

B: Nice to meet you, too! Where are you from?

C: I'm from the UK.

B: Where do you live?

C: I live in London.



1
Aa Bb Cc Dd Ee Ff Gg Hh Ii Jj Kk Ll Mm

Урок 4. Мої друзі




3. Work in pairs. Act out. / Працюйте в парах. Розіграйте в ролях.

A: Hi, ...! This is ...
 B: Hello, ...! My name's ...
 C: Nice to ... you!
 B: Nice to meet ..., too!
Where are you from?
 C: I'm from ...
 B: Where do you live?
 C: I live in ...



4. Look and say. / Подивись і скажи.



I have got a friend. She is my friend.
 He is my friend. We are friends.



5. Listen and read. / Послухай і прочитай.

Ann	Dan	Kim	Bob	Alan	Tom
Bill	Sam	Pat	Jim	Jill	Nick



6. Speak English. / Спілкуйся англійською.

Розкажи про свого товариша.


I have got a friend. His / Her name is ... He / She is ...
 He / She is from ... He / She lives in...



1. Look and match. Say. / Подивись і з'єднай. Скажи.

– Number 1 is a father.

– This is a family. This is ... (a father). This is



2. Listen and repeat. / Послухай і повтори.

1.

– Hi, Steve! How are you?
– I'm fine, thanks. And you?
– I'm OK.

2.

– Hi, Ann! How is your brother?
– Not very well.
– Oh, no!

3.

– How is your mum, Alice?
– She's fine, thank you.

– How is your ...?
– And your ...?
–




Aa Bb Cc Dd Ee Ff Gg Hh Ii Jj Kk Ll Mm

Урок 5. Моя сім'я



3. Work in pairs. Act out. / Працюйте в парах.
Розіграйте в ролях.

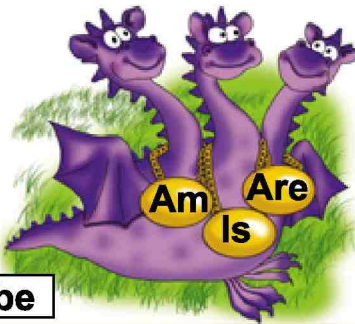


– How are you?
– I'm fine, thanks.



– How is your ...?
– Not very well.

Grammar: the Verb to Be



I am = I'm
He is = He's
She is = She's
It is = It's
You are = You're
We are = We're
They are = They're



4. Complete and say. / Доповніть і скажіть.

Встав *am, is* або *are*.

1. My family *is* large.
2. We ... a family of four.
3. This ... my father. I ... his son. Jane ... his daughter.
4. He ... a pupil.
5. They ... my brothers.
6. My sister's name ... Helen.



5. Speak English. / Спілкуйся англійською.

Розкажи про когось із своїх рідних.

I have got a cousin. His / Her name is ...

Nn Oo Pp Qq Rr Ss Tt Uu Vv Ww Xx Yy Zz

1

Unit



1. Listen and repeat. / Послухай і повтори.

grandparents

a grandson



a grandma

a grandpa



a granddaughter



2. Listen and repeat. Act out. / Послухай і повтори. Розіграйте в ролях.

Ann is at Jane's house.

Jane: This is my mum.

Ann: Hello, Mrs Tame. Nice to meet you!



Jane: These are my grandparents.

Ann: Are they your dad's parents?

Jane: Yes. They're Mr and Mrs Tame. They live in Colchester.



Ann: Have you got any cousins?

Jane: Yes, I have.

this is – these are

that is – those are



3. Read, complete and say. / Прочитай, доповни і скажи.

1. This is my father. 2. These are my parents. 3. That ... my granny. 4. Those ... my grandparents. 5. This is my ..., and that ... my 6. These are my ..., and those ... my

Aa Bb Cc Dd Ee Ff Gg Hh Ii Jj Kk Ll Mm

Урок 6. Мої бабуся та дідусь

“Time for Fun” / «Час розваг»



4. Listen and repeat. / Послухай і повтори.

A Family Book


My Grandpa has some photos.
They are in a book.
When I come to visit him,
We open it and look
At all our aunts and uncles
And my cousins, too,
Or the photos of my parents
Many years ago.



5. Look, complete and say. / Подивись, доповни і скажи.

This	These	That	Those
------	-------	------	-------

1. ... is me. My name is Oscar.
2. ... is my Aunt Anna.
3. ... are my cousins, Tom and Bob.
4. ... are their grandparents.
5. ... is their garden.
6. ... is their house.



6. Speak English. / Спілкуйся англійською.

Розкажи про когось із своїх рідних.

I have got a grandma / grandpa. His / Her name is

He / She lives in



1. Listen and repeat. / Послухай і повтори.



a story



young



old



a pie



to cook

an apple pie

an old man

a young woman



2. Work in pairs. Ask and answer. /

Працюйте в парах. Запитайте і дайте відповідь.

Is this an apple pie? – Yes, it is. / No, it isn't.

Is your grandpa an old man? – Yes, he is. / No, he isn't.

Is your mother a young woman? – Yes, she is. / No, she isn't.



3. Listen and read. / Послухай і прочитай.


Ann and Alan have an aunt.

Her name is Aunt Amy.

She is young.

Aunt Amy cooks an apple pie.

Ann and Alan say, "Thank you, Aunt Amy".



Aa Bb Cc Dd Ee Ff Gg Hh Ii Jj Kk Ll Mm

Урок 7. У моїй родині



4. Choose and say. / Вибери і скажи.

1. The story is about ...

☐ Ann and Dan

☐ Ann and Alan

☐ Ann and Alla

2. The children have got ...

☐ an aunt

☐ an uncle

☐ a cousin

3. Aunt Amy cooks ...

☐ an egg

☐ a fish

☐ a pie



5. Find and say. / Знайди і скажи.

Знайди в розповіді (впр. 3, стор. 16) слова з літерою

Aa. Склади з ними речення.

Ann is a girl.



6. Speak English. / Спілкуйся англійською.

Запитай свого друга / подругу про його / її родину.

Is your family big? – Yes, it is. / No, it isn't.

Have you got a brother? – Yes, I have. / No, I haven't.

Where does your family live? – My family lives in

What is your father's / mother's name? – His / Her name is



Nn Oo Pp Qq Rr Ss Tt Uu Vv Ww Xx Yy Zz



Lesson 8. My Uncle Is Strong



1. Listen and repeat. / Послухай і повтори.



nice kind strong weak handsome pretty



2. Listen and read. / Послухай і прочитай.

My Family

My uncle is strong.

Is he strong?

Yes, he is.

My aunt is kind.

Is she kind?

Yes, she is.


What's your dad like?

He's handsome.

What's your mum like?

She's pretty.

What a nice family!



3. Work in pairs. Ask and answer. /

Працюйте в парах. Запитайте і дайте відповідь.

Запитай свого друга / подругу про їх родину.

Is your cousin strong? – No, he isn't. He's weak.

Aa Bb Cc Dd Ee Ff Gg Hh Ii Jj Kk Ll Mm

Урок 8. Мій дядько – сильний

“Time for Fun” / «Час розваг»



4. Look, make and say. / Подивись, зроби і скажи.
Намалюй і напиши про своїх рідних за зразком.

My Family Book



This is my grandpa. His name is He lives in
He's strong. My grandpa and I like to play football.



5. Listen and read. / Послухай і прочитай.

nack – neck

mat – met

man – men

end – and

Meg – mag

led – lad

pat – pet

ten – tan

mess – mass



6. Speak English. / Спілкуйся англійською.

Розкажи про своїх рідних однокласникам.

Nn Oo Pp Qq Rr Ss Tt Uu Vv Ww Xx Yy Zz

Uu



1. Look and learn. / Подивись і запам'ятай.

Present Simple Tense: the Verb to Be

(дієслово to be (бути) в теперішньому неозначеному часі)

I am	I'm	I am not	I'm not	Am I?
You are	You're	You are not	You aren't	Are you?
He is	He's	He is not	He isn't	Is he?
She is	She's	She is not	She isn't	Is she?
It is	It's	It is not	It isn't	Is it?
We are	We're	We are not	We aren't	Are we?
You are	You're	You are not	You aren't	Are you?
They are	They're	They are not	They aren't	Are they?



2. Complete and say. / Доповни і скажи.

Встав *am*, *is* або *are*.

I *am* 7. My mum *is* kind. My grandparents *are* happy.

1. I ... a pupil.
2. My grandparents ... kind.
3. My friend ... strong.
4. ... your sister five? – Yes, she ...
5. Ann and Dan ... cousins.
6. I think I ... a good child.



3. Speak in class. Say the opposite. /

Спілкуйся в класі. Скажи протилежне.



1



2



3



4

1. She is kind. – *She isn't kind.*
2. He is weak.
3. They are old.
4. We are young.

Урок 9. Повторення граматики



4. Write the answers. /

Напиши відповіді на запитання.

1. Is your aunt young? – Yes,
2. Is your brother strong? – No, he
3. Are you a pupil? – Yes,
4. Are your grandparents kind? – Yes,
5. Are they your mum's parents? – No,
6. Have you got many friends? – ...,
7. Has she got a sister? – No,
8. Do you visit your aunt and uncle on Sundays? – ...,

“Let's Exercise” / «Фізкультхвилинка»



5. Listen and do. / Послухай і виконай.

Wind the Bobbin Up

Wind the Bobbin up (x 2),
 Pull, pull, clap, clap, clap,
 Point to the ceiling,
 Point to the floor,
 Point to the window,
 Point to the door,
 Clap your hands together –
 One, two, three.



6. Write. / Напиши.

Склади речення з поданих слів.

1. are / We / five / a / of / family / .
2. kind / My / are / grandparents / .
3. father / brother / are / My / and / my / strong / .
4. I / good / a / daughter / am / .
5. live / do / your / Where / and / uncle / aunt / ?
6. your / What / is / name / dog's / ?



1. Listen and match. / Послухай і з'єднай.



1.


- Do you live in Odessa?
- No, I don't.
- Where do you live?
- I live in Lviv.

2.

- Where are you from?
- I'm from Ukraine. And you?
- I'm from the UK.
- Do you live in London?
- Yes, I do.



2. Choose and say. / Вибери і скажи.



1. I'm a man. My name's Bill. I'm Tom's mother / father.
2. I'm a woman. My name's Jane / Pat. I'm Pat's mother.
3. I'm a boy. My name's Joe. I'm strong / weak.
4. I'm a girl. My name's Pat. I'm Sam's sister / brother.
5. I'm Pussy. I'm a cat / dog. I'm the family's friend / child.
6. Mr and Mrs Smith have got two boys / girls and one boy / girl.

Aa Bb Cc Dd Ee Ff Gg Hh Ii Jj Kk Ll Mm

Урок 10. Перевір себе!



3. Listen and read. / Послухай і прочитай.

Uncle Ustym and Aunt Ulyana live in Ukraine.

Uncle Ustym has got a good friend.

His name is Uzo.

Uzo is from the USA.

He comes to Ukraine in November.

Aunt Ulyana cooks 'yushka'.



4. Choose and say. / Вибери і скажи.

1. Uncle Ustym lives in the USA.
2. Uzo comes to Ukraine in November.
3. Aunt Ulyana cooks a fish pie.

Yes.

No.



5. Find and say. Write. / Знайди і скажи. Напиши.

Знайди в розповіді (впр. 3) слова з літерою **Uu**.
Склади з ними речення.

Uncle Ustym is young.



6. Write. / Напиши.

Напиши 2–3 речення про свою родину.

I have got a family. I have got ... and My family is happy.



7. Speak English. / Спілкуйся англійською.

Запитай свого друга / подругу про його / її бабусю / дідуся.

What is your granny's name? – Her name is... .

Where do your grandparents live? – They live in

Do you visit your grandparents every Sunday? –

Nn Oo Pp Qq Rr Ss Tt Uu Vv Ww Xx Yy Zz

Ust

Unit 2. Let's Have Fun! /

Розділ 2. Давайте розважатися!



1. Look, point and say. / Подивись, покажи і скажи.

This is a teddy bear.



2. Work in pairs. Ask and answer. /

Працюйте в парах. Запитайте та дайте відповідь.

1. Is number 1 a teddy bear? – Yes, it is. / No, it isn't.
2. Is number 2 a doll? – ...
3. ...



3. Listen and repeat. / Послухай і повтори.

My Teddy Bear

I always take my teddy bear
Everywhere, everywhere:
In a bag with me to school;
Or to the swimming pool;
On a bus, or in the train;
In the sun, or in the rain;
In my bed late at night
I say to him, "Good night!"



2

Aa Bb Cc Dd Ee Ff Gg Hh Ii Jj Kk Ll Mm

Lesson 1. My Toys

Урок 1. Мої іграшки




4. Look and say Yes or No. / Подивись і скажи Так чи Ні.

1. Alice has got a brown teddy bear.
2. Dan has got a blue train.
3. She has got a grey elephant.
4. He has got a purple kite.
5. The girl hasn't got a ball.
6. The boy hasn't got an animal.
7. Alice has got five toys.
8. Dan has got five toys, too.

Yes.

No.



5. Listen and read. / Послухай і прочитай.

sat – set – sit

him – hem – ham

pal – pell – pill

fad – fed – fid

bit – bet – bat

in – end – and

pan – pen – pin

kin – Ken – can

rad – red – rid

nack – neck – Nick

miss – mess – mass

pip – pep – pap



6. Speak English. / Спілкуйся англійською.

Розкажи, які іграшки має твій брат / твоя сестра, і де він / вона з ними грається.

My brother / sister has got ... He / She plays with ... at home.
He / She takes ... to school.

2

Nn Oo Pp Qq Rr Ss Tt Uu Vv Ww Xx Yy Zz





1. Listen and repeat. Say. /
Послухай і повтори. Скажи.

This is... . I see... . I have got... . He / She has got



a monster



a plane



a robot



a lorry



a clock



a puzzle



a mouse



a doll



2. Work in pairs. Act out. / Працюйте в парах.
Розіграйте в ролях.

Складіть діалоги за зразком, замінюючи виділені слова іншими.

A: Hi, Dan! I have got *a plane*. Let's play!

B: *A plane*?

A: Yes, it is. It's my *birthday* present.

B: Wow! It's *big*. Let me have a look!

A: Here it is.

B: Thank you.



Урок 2. Давай пограємось!



3. Listen and read. / Послухай і прочитай.

Roy has got many toys.
His favourite toy is Ray, the robot.
It is red and brown.
Roy plays with Ray every day.
“We’re off, Ray!” Roy says. “Here
is my plane and here is your lorry.”



4. Choose and say. / Вибери і скажи.

1. The story is about a boy and...
☐ his father ☐ his sister ☐ his toy
2. Roy has got ...
☐ a monster ☐ a plane ☐ a clock
3. Ray has got ...
☐ a monster ☐ a lorry ☐ a plane



5. Find and say. Write. / Знайди і скажи. Напиши.

Знайди в розповіді (впр. 3) слова з літерою **Rr**. Склади з ними речення.

Roy is a boy.



6. Listen and read. / Послухай і прочитай.

sat – set – sit	him – hem – ham	nack – neck – Nick
fad – fed – fid	bit – bet – bat	miss – mess – mass
pan – pen – pin	kin – Ken – can	rad – red – rid



7. Speak English. / Спілкуйся англійською.

Запропонуй своєму другу / твоїй подрузі погратися з іграшками, які ти маєш.

Hi, ...! I have got It is Let’s play!


Lesson 3. This Is Their Ship



1. Listen and repeat. Say. / Послухай і повтори. Скажи.

a) A skipping-rope – two skipping ropes, a clown – three clowns,

b) He / She has got We / They have got Have you / they got ... ?



a skipping rope	a clown	a computer game	a ship	a puzzle
-----------------	---------	-----------------	--------	----------



2. Look and say. / Подивись і скажи.



1. **He** has got a puzzle. This is **his** puzzle.

2. **She** has got a skipping-rope. This is **her** skipping-rope.

3. **We** have got a computer game. This is **our**

4. **They** have got a ship. ... is **their**

5. **You** have got a clown. ... is **your**



3. Work in pairs. Ask and answer. / Працюйте в парах. Запитайте та дайте відповідь.

Is this his clown? – No, it isn't.

Are these their monsters? – Yes, they are.

Have they got ...? – Yes, they have. / No, they haven't.

2

Aa Bb Cc Dd Ee Ff Gg Hh Ii Jj Kk Ll Mm

Урок 3. Це – їхній корабель



“Let’s Exercise” / «Фізкультхвилинка»



4. Listen and do. / Послухай і виконай.

A Clown

I'm a jolly little clown
Yah, yaw, yah!
I can smile and I can frown,
Yah, yaw, yah!
I can drop my jaw far down!
Yah, yaw, yah!



5. Complete and write. / Доповни і напиши.

my	his	her	your	their	our
----	-----	-----	------	-------	-----

1. Jack has got a nice puzzle. Look at *his* puzzle! 2. Bob and Alice have got a birthday party soon. ... grandparents want to give them a computer game. 3. I like to play with a robot. This is ... robot. 4. We have got a big toy box. This is ... toy box. 5. Kim can jump very well. ... skipping-rope is new. 6. You can play with a ball. Where is ... ball?



6. Listen and read. / Послухай і прочитай.

pat – pet – pit – pot

mog – mig – Meg – mag

sap – sep – sip – sop

Don – din – den – Dan



7. Speak English. / Спілкуйся англійською.

Розкажи, які іграшки мають твої друзі, та опиши їх.

Ann is my friend. She has got a doll. This is her doll. It's new.

2

Nn Oo Pp Qq Rr Ss Tt Uu Vv Ww Xx Yy Zz



Lesson 4. My Favourite Toy



1. Listen and repeat. Say. / Послухай і повтори. Скажи.

a) My plane can fly.

b) Can your doll talk? – Yes, it can. / No, it can't.



to fly



to drive



to ride



to cook



to talk



to cry



2. Speak in class. / Спілкуйся в класі.

Склади речення за зразком. Використай слова із вправи 1.

I can ride a bike, but I can't fly.

My little brother can cry, but he can't talk.



X



X



X



3. Play a game "Pantomime". /

Пограйте у гру «Пантоміма».

Один із учнів / учениць показує, яку дію він / вона вміє виконувати, учні класу розповідають про побачене.

He can drive his toy car. She can cook.



2

Aa Bb Cc Dd Ee Ff Gg Hh Ii Jj Kk Ll Mm

Урок 4. Моя улюблена іграшка



4. Work in pairs. Ask and answer. / Працюйте в парах. Запитайте та дайте відповідь.

Can you...? – Yes, I can. / No, I can't.

Can your monster ...? – Yes, it can. / No, it can't.



5. Complete and write. / Доповни і напиши.

can

can't

1. I *can* talk and walk, but I *can't* fly.
2. Our doll ... talk and walk, but it ... sing.
3. Tim ... fly a kite, but he ... drive a car.
4. Their robot ... fly.
5. My toy bird ... fly, but it ... talk and sing.
6. His ship is big. Rob ... play with his ship every Sunday.



6. Listen and read. / Послухай і прочитай.

fad – fed – fid – fod – fud	but – bot – bit – bet – bat
pan – pen – pin – pon – pun	cun – con – kin – Ken – can
sap – sep – sip – sop – sup	mug – mog – mig – Meg – mag
tax – tex – tix – tox – tux	lud – lod – lid – led – lad



7. Speak English. / Спілкуйся англійською.

Розкажи про свою улюблену іграшку. Опиши її.


I have got a doll. It lives in the doll house. My doll is pretty. It is big. It can talk. It can cry. I like my doll.



1. Listen and repeat. Say. / Послухай і повтори. Скажи.

Planes are quick. Fish are slow.

interesting



quick

slow

noisy

tasty

ugly

boring



2. Work in pairs. Point and say. / Працюйте в парах. Покажіть і скажіть.

A: I like planes. They are quick.

B: I don't like cars. They are noisy.



3. Work in pairs. Ask and answer. / Працюйте в парах. Запитайте та дайте відповідь.

Is this book interesting? – No, it isn't. It's boring.

Are her cakes tasty? – Yes, they are. / No, they aren't.



2

Aa Bb Cc Dd Ee Ff Gg Hh Ii Jj Kk Ll Mm

Урок 5. Моє улюблене заняття



4. Listen and read. / Послухай і прочитай.

Знайди речення, яке не відповідає змісту малюнка.



pots and pans

Polly has got a doll. Her doll's name is Dolly. It can talk and walk. It has got many pots and pans. Dolly hasn't got a doll house.

Polly says, "Let's have tea, Dolly! I can cook a cake. Can you?"



5. Choose and say. / Вибери і скажи.

1. The story is about ...

☐ a doll and a house ☐ a tea party ☐ a girl and a doll

2. Polly has got ...

☐ a cake ☐ a doll ☐ a doll house

3. Dolly can't ...

☐ talk ☐ cook ☐ walk



6. Find and say. Write. / Знайди і скажи. Напиши.

Знайди в розповіді (впр. 4) подані нижче слова.

Встав пропущені літери і склади зі словами речення.

A _oll ho_se, n_me, Do_y, t_lk, w_lk, p_ts, p_ns, t_a, _o_k,
a c_ke.



7. Speak English. / Спілкуйся англійською.

Розкажи про своє улюблене заняття.

Lesson 6. On Sundays



1. Listen and repeat. Say. / Послухай і повтори. Скажи.

a) Tom flies a kite.

b) Does Ann skip? – Yes, she does. / No, she doesn't.



to fly a kite



to skip



**to roller-
blade**



**to play on
the swing**



2. Look and say. Answer the questions. /

Подивись і скажи. Дай відповіді на запитання.

1. Where do the children play every Sunday?
2. Does Ann play on the swing?
3. Does Dan fly a kite?
4. Where is the cat?
5. Where is the dog?
6. Where do you like to play on Sundays?



2

Aa Bb Cc Dd Ee Ff Gg Hh Ii Jj Kk Ll Mm

Урок 6. Щонеділі

“Time for Fun” / «Час розваг»



3. Listen and repeat. / Послухай і повтори.

The Swing

Go up in a swing,
Up in the air so blue.
It is the best thing
Ever a child can do!

Up in the air, over the gate
It's really, really great!
Up in the air and down
I look over my town.



4. Listen and read. / Послухай і прочитай.

Jane	cake	Day	ray	rain	mail
gate	mate	may	play	again	fail
make	plate	say	way	nail	hail



5. Read, complete and write. / Прочитай, доповни і напиши.

cake	Jane	day	make	park	rain (x2)
------	------	-----	------	------	-----------

Fay and Jane play on the
same They are in the
They can make a sand
It may ... today.
When the ... is away, ... and
Fay can ... a cake again.



6. Speak English. / Спілкуйся англійською.

Розкажи про те, як ти проводиш свій вільний час.

I live in town. We have got a big park. We can ride our bikes there.

I live in the country. We've got big fields. We can ride our horses there.



1. Listen and repeat. Say. / Послухай і повтори. Скажи.

a) I like to play football. He likes swimming. She likes to do aerobics.

b) Do you like to play football? – Yes, I do. / No, don't.

Does your friend like to play tennis? – Yes, he does. / No, he doesn't.



basketball

tennis

hockey

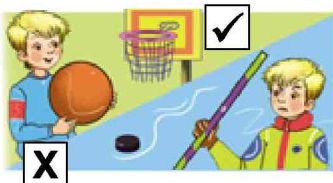
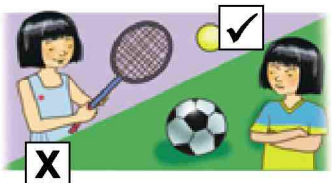
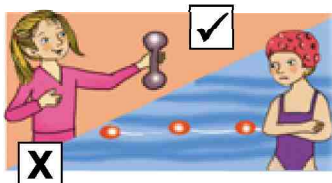
swimming

aerobics



2. Look and say. / Подивись і скажи.

Sam likes swimming, but he doesn't like football.



3. Listen, read and act out. / Послушайте, прочитайте і розіграйте в ролях.

Rex: Help!

Bella: Oh no!

Rex: Screeechhhh!

Bella: Are you OK? You're hurt.

Rex: No, I am not.

Everything is fine.

Bella: Would you like some water?

Rex: Yes, please.

(Bella gives some water.)

Rex: Oh, thank you.



2

Aa Bb Cc Dd Ee Ff Gg Hh Ii Jj Kk Ll Mm

Урок 7. Я люблю спорт!



4. Listen and read. / Послухай і прочитай.

Sam likes swimming.

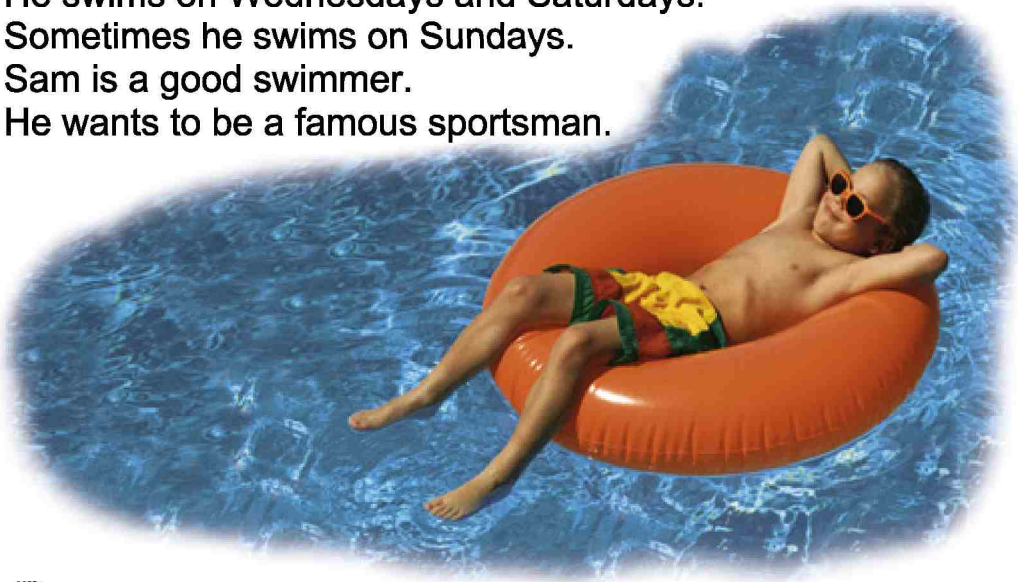
He goes to the swimming pool.

He swims on Wednesdays and Saturdays.

Sometimes he swims on Sundays.

Sam is a good swimmer.

He wants to be a famous sportsman.



5. Choose and say. / Вибери і скажи.

1. Sam likes swimming in the lake.
2. He sometimes swims three days a week.
3. Sam wants to be famous.

Yes.

No.



6. Write and say. / Напиши і скажи.

Уяви, що ти познайомився із Семом. Напиши 3–4 запитання. Розпитай Сема про його улюблене заняття.

Do you like swimming?



7. Speak English. / Спілкуйся англійською.

Розкажи про своє улюблене заняття.

I like tennis. It is a good sport. I play tennis with my brother. We play every Saturday.

Nn Oo Pp Qq Rr Ss Tt Uu Vv Ww Xx Yy Zz

Lesson 8. It Is Sunday Today!



1. Listen and repeat. / Послухай і повтори.



a village



a garden



to play
hopscotch



to play
hide-and-seek



2. Work in pairs. Ask and answer. / Працюйте в парах. Запитайте і дайте відповідь.

Where are the children? – They are at school.



at school



in the village




in the park



in the garden



in the yard



at the Zoo



at home



at the sportsground



3. Speak in class. / Спілкуйся в класі.

Скажи, як ти зазвичай проводиш вихідний день.

I usually play in the yard with my friends. I visit my grand-
parents in the village. I watch TV at home.

2

Aa Bb Cc Dd Ee Ff Gg Hh Ii Jj Kk Ll Mm

Урок 8. Сьогодні – неділя!

“Time for Fun” / «Час розваг»



4. Look, make and say. / Подивись, зроби і скажи.



I visit my grandparents on Sundays. They live in the village.
They have got a nice garden. I help my granny in the garden.
I play hide-and-seek with my friends there.



5. Listen and read. / Послухай і прочитай.

fad – fade – fed

sat – sate – set

Jan – Jane – Jen

pan – pain – pen

man – mane – men

van – vane – ven



6. Speak English. / Спілкуйся англійською.

Розкажи, що ти зазвичай робиш у вихідний день.
Використай у своїй розповіді слова та речення із вправ 2,
3, 4.

Nn Oo Pp Qq Rr Ss Tt Uu Vv Ww Xx Yy Zz

2



Plurals (множина іменників)

-s: a toy – toys, a park – parks, a house – houses

-es: a box – boxes,
but: a photo – photos



1. Write. / Напиши.

Постав іменники у форму множини.

An apple – *apples*, a toy – ..., a girl – ..., a car – ..., a robot – ..., a puzzle – ..., a doll – ..., a box – ..., an elephant – ..., a bike – ..., a house – ...



2. Complete and say. / Доповни і скажи.

my	his	her	its	your (x 2)	their	our
----	-----	-----	-----	------------	-------	-----

- Let's play together, boys! Where is *your* train?
- We have got a purple kite. This is ... kite.
- Bob goes to the park every day. These are ... rollerblades.
- A cat is small. ... toy is big.
- She can draw pictures. These are ... pictures.
- Are you a new pupil? What is ... name?
- I like to play with my friends. These are ... pots and pans.
- Mary and Tom live in this town. Those are ... houses.



3. Match and say. / З'єднай і скажи.

- | | |
|-------------------------------------|---------------------------|
| 1. Is your doll house new? | A Yes, I do. |
| 2. Have Kim and Jane got new toys? | B No, I am not. |
| 3. Does your brother play football? | C No, they aren't. |
| 4. Can you swim? | D Yes, they have. |
| 5. Are you from London? | E No, it isn't. |
| 6. Do you like to ride a bike? | F Yes, he does. |
| 7. Are they your teddy bears? | G Yes, I can. |


Урок 9. Повторення граматики



4. Write and say. / Напиши і скажи.

Склади речення із поданих слів та опиши малюнок.

1. Sunday / is / today / It / .
2. at / Peter / are / school / not / Jane / and / .
3. can / play / They / .
4. computer / play / They / games / .
5. has / a / Peter / sister / got / .
6. her / at / Look / !
7. makes / She / puzzles / .
8. children / The / happy / are / .



Present Simple Tense (теперішній неозначений час)

I play		do – do es
You play	We play	go – go es
He play s	You play	watch – watch es
She play s	They play	
It play s		have got – ha s got



5. Write. / Напиши.

Напиши речення за зразком.

1. I go – He go**es**.
2. You walk – She ...
3. They watch – He ...
4. I swim – It ...
5. We make – She ...
6. You cook – He ...
7. They drive – He ...
8. You live – She ...






6. Speak English. / Спілкуйся англійською.

Розкажи, що ти робиш протягом тижня.

I go to school every day.



1. Listen and match. Act out. /
Послухайте і з'єднайте. Розіграйте в ролях.



- | | |
|--|--|
| <p>1. – Where is my skipping-rope, Mum?
– It's in the box.</p> <p>2. – Do you go to the swimming pool, Kim?
– Yes, I do.</p> | <p>3. – Let's go to the park, Kate!
– OK. We can play on the swing.</p> <p>4. – Have you got a kite, Bill?
– No, I haven't, but I have got a plane.
– Let's fly a plane.</p> |
|--|--|



2. Find and say. Write. / Знайди і скажи. Напиши.



robot
rabbit
ribbon



pupil
puzzle
pots and
pans



plate
plane
play



sheep
ship
shop



cat
clown
clock



snake
swing
sky

2

Aa Bb Cc Dd Ee Ff Gg Hh Ii Jj Kk Ll Mm

Урок 10. Перевір себе!



3. Listen and read. / Послухай і прочитай.

Xena and Xeno are cousins. They are from Greece.

Xeno likes sport. He can play football. Xena likes music. She can play the xylophone.

"Play, Xena, play!" Xeno says.

"You can play at the X-mas party."



4. Choose and say. / Вибери і скажи.

1. The story is about ...

☐ cousins ☐ friends ☐ a brother and a sister

2. Xeno can play ...

☐ basketball ☐ football ☐ tennis

3. Xena likes ...

☐ music ☐ toys ☐ sport



5. Find and say. / Знайди і скажи.

Знайди в тексті (впр. 3) слова з літерою **Xx** та назви літери в цих словах по порядку.



6. Speak English. / Спілкуйся англійською.

Розкажи, що люблять твої рідні / двоюрідні брати / сестри робити у вільний час.

I have got a cousin. This is a boy / a girl. His / Her name is ... likes ... He / She can ...

2

Nn Oo Pp Qq Rr Ss Tt Uu Vv Ww Xx Yy Zz



Unit 3. Appearance

Розділ 3. ЗОВНІШНІСТЬ



1. Listen and repeat. / Послухай і повтори.

My Face

hair
an eye
a nose
a mouth
a lip

a head
an ear
a cheek
a chin



right

left



2. Point and say. / Покажи і скажи.



This is my nose.



These are my eyes.



3. Listen and read. Act out. /

Послухайте і прочитайте. Розіграйте в ролях.



- You've got a happy face today, Ann!
- Yes, I've got a new doll. Look!



- It's got a round face, a small nose and rosy cheeks. Its hair is long and fair. It's pretty.

Lesson 1. I've Got a Happy Face!

Урок 1. У мене – щасливе обличчя!



- What's in your box?
- It's a new robot.
- Let me have a look.
- Here it is.



- It's grey and red. It's got an oval face, big eyes and a big mouth.
- It has no hair. It's funny.



4. Speak in class. Say Yes or No. /

Спілкуйся в класі. Скажи Так чи Ні.

Yes.

No.

1. Ann is happy today.
2. Ann's doll is ugly.
3. The doll has got short hair.
4. The doll's face is round.
5. Dan has got a monster.
6. Dan's toy has got big eyes and a small mouth.
7. Dan's toy is funny.



5. Play a game. / Пограйте у гру.

Miss Alison says, "Touch your eyes."

No! Tom and Alex, sit down.



6. Speak English. / Спілкуйся англійською.

Опиши свою улюблену іграшку.

I've got It's Its name is It has got ..., ... and
It's I like to play with my toy.



1. Listen and repeat. / Послухай і повтори.

a finger

an arm

a body

hips

a leg

a smile

a hand

a knee

a toe

a foot



a foot – feet

a tooth – teeth



2. Work in groups of four. Play a guessing game. / Працюйте в групах по чотири. Пограйте у гру «Відгадай».

Ведучий задумує слово – назву частини тіла, називає першу літеру в ньому. Учні групи повинні вгадати слово. Той, хто відгадав, задумує наступне слово, і гра продовжується.

A: I spy with my little eye
something beginning with e.

B: Is it *an eye*?

B: No, it isn't.

A: Is it *an ear*?

B: Yes, it is.



3

Aa Bb Cc Dd Ee Ff Gg Hh Ii Jj Kk Ll Mm

Урок 2. Це – я!



3. Listen, point and sing. / Послухай, покажи і заспівай.

One Finger, Two Fingers Dancing

One finger, two fingers, three fingers dancing,
Four fingers, five fingers, six fingers dancing,
Seven fingers, eight fingers, nine fingers dancing,
Ten fingers dancing merrily.



one two three four five six seven eight nine ten



4. Complete and say. / Доповни і скажи.

dark hair	big ears	a long neck	a nice smile	a big nose
-----------	----------	-------------	--------------	------------



1. She's got *a nice smile*. 2. She's got ... 3. He's got ...
4. He's got ... 5. A monster has got ...



5. Listen and read. / Послухай і прочитай.

Pete	these	feed	need	meat	eat
Eve	we	keep	see	read	team



6. Speak English. / Спілкуйся англійською.

Опиши свою зовнішність.


I am a boy / a girl. I have got a nice face. ...

Nn Oo Pp Qq Rr Ss Tt Uu Vv Ww Xx Yy Zz

Lesson 3. What Is He / She Like?



1. Listen and repeat. / Послухай і повтори.



2. Work in pairs. Ask and answer. /

Працюйте в парах. Запитайте і дайте відповідь.

A: What's Steve like?

A: What is Toto like?

B: He's tall and slim. He's got dark hair and brown eyes. He's kind.

B: He's ...

"Let's Exercise" / «Фізкультхвилинка»



3. Listen and do. / Послухай і виконай.

My Hands

My hands, my head,
My face, my eyes;
My arms and hips,
My knees, my toes.
Stand straight –
You are great!

Hands up again,
Fingers show rain,
Clap your hands,
One, two, three,
Sit down silently!



3

Aa Bb Cc Dd Ee Ff Gg Hh Ii Jj Kk Ll Mm

Урок 3. Як він / вона виглядає?



4. Listen and read. / Послухай і прочитай.


Monika is a monkey. She has got a funny face. She has got two arms and two feet. She has got ten fingers and ten toes.

Monika has got a nice mother, Mira.
Mira has got a kind smile.

Monika likes music. She can dance and do aerobics.

Mira can play music.

Many people like music monkeys.



5. Choose and say. / Вибери і скажи.

1. The story is about ...

☐ a mother and a daughter

☐ a mother and a son

☐ a brother and a sister

2. Monika has got ...

☐ a nice smile

☐ a funny face

☐ a big body

3. Mira can ...

☐ dance

☐ do aerobics

☐ play music



6. Find and say. / Знайди і скажи.

Знайди в тексті (впр. 4) слова з літерою **Mm**. Назви літери в цих словах по порядку.



7. Speak English. / Спілкуйся англійською.

Опиши зовнішність свого товариша.

I have got a friend. His / Her name is He / She has got a nice face. ...

Nn Oo Pp Qq Rr Ss Tt Uu Vv Ww Xx Yy Zz



1. Listen and repeat. / Послухай і повтори.



to see to hear to smell to spell to wink to think



2. Listen and sing. / Послухай і заспівай.

I've got two eyes and I can see.
I've got two ears and I can hear.
I've got a mouth and I can talk.
I've got two legs and I can walk.

I've got a nose and I can smell.
I've got two hands and I can spell.
I've got two eyes and I can wink.
I've got a head and I can think.



3. Speak English. / Спілкуйся англійською.

Назви частини свого тіла і скажи, що ти вмієш робити.

I've got two eyes and I can see.

Negative Sentences (Заперечні речення)

I **have got** a new toy. – I **haven't got** a new toy.

She **has got** a nice smile. – She **hasn't got** a nice smile.

He **has got** short hair. – He **hasn't got** short hair.

I **can speak** English. – I **can't speak** English.

She **can hear** very well. – She **can't hear** very well. (It's noisy.)

I **think** it's interesting. – I **don't think** it's interesting.

3

Aa Bb Cc Dd Ee Ff Gg Hh Ii Jj Kk Ll Mm

Урок 4. Pozнайomtes'я iz Pinokkio!



4. Look and say. / Подивись і скажи.

Yes.

No.

1. Jack is tall and slim.
2. Sue has got long dark hair.
3. Sue and Polly are slim.
4. The boys are handsome.
5. Peter has got fair hair.
6. The girls are pretty.



5. Write. / Напиши.

Напиши заперечні речення.

1. I have got a LEGO set.
2. We have got a new game.
3. He has got a LEGO man.
4. She has got a LEGO car.
5. The LEGO man can drive the LEGO car.
6. They think the game is boring.



6. Listen and read. / Послухай і прочитай.

tall – fall – small
fair – hair – pair
Kim – slim – dim
no – go – nose

Pete – Steve – Eve
Sue – new – pupil
talk – walk – stalk
kite – eyes – my



7. Speak English. / Спілкуйся англійською.

Назви частини тіла друга/подруги і скажи, що він / вона вміє робити.

My friend has got two eyes and he / she can see. ...

Nn Oo Pp Qq Rr Ss Tt Uu Vv Ww Xx Yy Zz



1. Listen and repeat. Say. / Послухай і повтори. Скажи.

This is These are



a blouse



a dress



a shirt



a skirt



a jacket



a tie



trousers



jeans



socks



shoes



2. Work in pairs. Ask and answer. /

Працюйте в парах. Запитайте і дайте відповідь.

What colour is the blouse? – It is white.

What colour are the trousers? – They are blue.

“Time for Fun” / «Час розваг»



3. Listen and sing. / Послухай і заспівай.

My clothes, my clothes,
Drying in the sun:
Hats and pyjamas,
T-shirts and shorts,
Dresses and skirts,
Trousers and shirts,
Socks and jeans,
My jacket and my tie,
Thank you, Mum!
Goodbye!



3

Aa Bb Cc Dd Ee Ff Gg Hh Ii Jj Kk Ll Mm

Урок 5. Мій одяг



4. Speak in class. / Спілкуйся в класі.

Розкажи, що ти одягнув / одягнула сьогодні до школи.
I have got a blue jacket on. I haven't got jeans on.



5. Find the opposites. Write. / Знайди протилежності. Напиши.

pretty	strong	big	long	new
slim	ugly	wavy	short	fat
straight	small	weak	old	

Pretty – ugly, ...



6. Match and say. / З'єднай і скажи.

- | | |
|-----------------------------------|-------------------------------|
| 1. What's this green blouse like? | A His shirt is nice. |
| 2. What are these jeans like? | B They are too short for him. |
| 3. What's her dress like? | C They are small. |
| 4. What are Dan's trousers like? | D It's new. |
| 5. What's Alex's shirt like? | E It's blue. |
| 6. What colour is your jacket? | F It's too long for her. |



7. Look and say. / Подивись і озвуч.

think – thick – thin	this – these – those
clown – brown – now	that – sat – fat



8. Speak English. / Спілкуйся англійською.

Розкажи, у що вдягнений твій друг / подруга.

My friend has got a shirt and black trousers on.
My friend has got a white blouse and a green skirt on.

Nn Oo Pp Qq Rr Ss Tt Uu Vv Ww Xx Yy Zz



1. Listen and repeat. / Послухай і повтори.



a hat



a T-shirt



sandals



a coat



shorts



shoes



boots



pyjamas



2. Work in groups. Act out. /

Працюйте в групах. Розіграйте в ролях.

Miss Alison: These are your trousers for *The Talent Show*, Dan. And this is your hat. You're Puss-in-Boots!


Alex: Who is a clown? Whose jacket is it?

Jane: It's Tom's. And this is Kim's dress. She is Alice in Wonderland.

Miss Alison: You're Mary Poppins, Ann!

Ann: Are these my clothes?

Miss Alison: Yes! These are your clothes and those are Alex's. He's Winnie-the-Pooh.



Possessive Case (Присвійний відмінок)

Tom has got a hat. – This is Tom's hat.

A woman has got new shoes. – These are woman's shoes.

Women have got red dresses. – These are women's dresses.

3

Aa Bb Cc Dd Ee Ff Gg Hh Ii Jj Kk Ll Mm

Урок 6. Шкільне свято



3. Look and say. / Подивись і скажи.

Dan



a hat / boots

Dan has got a hat and boots. –
This is Dan's hat and these are
Dan's boots.

Ann



**a T-shirt /
shorts**

Alex



**a T-shirt /
shoes**

Kim



**a dress /
sandals**

Jane



**a hat /
an umbrella**



4. Write. / Напиши.



**Chipollino's
hat**



**Puppet
Master's boots**



**Pinocchio's
shoes**



**Dunno's
jeans**

1. – Whose hat is this?
– It's *Dan's*. He is *Chipollino*.

2. – Who is the Puppet Master?
– Tom is. These are ...

3. – Whose shoes ... ?
– They're He's ...

4. – ... ?
– ...



5. Speak English. / Спілкуйся англійською.

Розглянь фотографію зі шкільного свята. Розкажи, яку
роль ти виконуєш і в що ти вдягнений / вдягнена.

I'm Santa Claus. I've got a red hat and a red coat on.

Nn Oo Pp Qq Rr Ss Tt Uu Vv Ww Xx Yy Zz

3

Ust

Lesson 7. What Do You Wear?



1. Look, match and say. / Подивись, з'єднай і скажи.


Ann

Dan

Kim

Alex

Tom



Whose dress is this? – It's Ann's.

Whose jeans are these? – They are Alex's.

... ? – It's ... / They are...



2. Work in pairs. Ask and answer. /

Працюйте в парах. Запитайте і дайте відповіді.

What do you wear on your head? – A hat.

What do you wear in summer? – Shorts.

to wear – носити
(про одяг)

“Let's Exercise” / «Фізкультхвилинка»



3. Listen and do. / Послухай і виконай.

Ten Little Fingers

I have ten little fingers,
They all belong to me.
I can make them do things,
Would you like to see?



I can shut them tight,
Or open them all wide.
Put them all together,
Or make them all hide.


3

Aa Bb Cc Dd Ee Ff Gg Hh Ii Jj Kk Ll Mm

Урок 7. Який одяг ти носиш?



4. Play a game. Work in pairs. Say and draw. / Пограйте у гру. Працюйте в парах. Скажіть і намалюйте.



5. Read and write. / Прочитай і напиши.

Опиши зовнішність свого найкращого товариша.

Ivan is my friend. He is tall. His hair is short and black. Today he has got a yellow shirt and a brown jacket on. He wears shirts and trousers every day.

to have (got) something on – бути вдягненим у щось



6. Listen and read. / Послухай і прочитай.

bit – bet – beat

bean – Ben – bin

fid – fed – feed

read – red – rid

pit – pet – Pete

seat – set – sit



7. Speak English. / Спілкуйся англійською.

Запитай однокласників про зовнішність їхніх друзів.

What's your friend's name? What's he / she like?

What does he / she wear?

Nn Oo Pp Qq Rr Ss Tt Uu Vv Ww Xx Yy Zz

Lesson 8. I've Got a Monster



1. Look and read. Say Yes or No. / Подивись і прочитай. Скажи Так чи Ні.

- a) 1. This is the monster's face.
 2. These are the monster's arms.
 3. These are the monster's legs.
 4. These are the monster's teeth.
 5. This is the monster's nose.



- b) 1. The monster has got two heads. 2. Its nose is short.
 3. It has got seven ears. 4. It has got four shoes on.
 5. The monster has got one mouth.



2. Work in pairs. Ask and answer. / Працюйте в парах. Запитайте і дайте відповіді.

Запитайте друга / подругу про фантастичну істоту із вправи 1.

How many legs has the monster got? – It's got five legs.

What colour are its eyes? – They are yellow.

Can the monster talk? – Yes, it can. It's got two mouths.



3. Look, say and write. / Подивись, скажи і напиши.

What can the monster do?



gnis



eslml



nikw



ahre



ese



mupj



iwms



itnhk

Урок 8. У мене є фантастична істота



4. Look at the pictures. Read and say the number. / Подивись на малюнки. Прочитай і назви номер.



1. I'm pretty. I've got a purple necklace. – Number
2. I've got a T-shirt and shorts on. – Number
3. Do you like my new dress? – Number
4. I'm handsome. Look at my tie! – Number

“Time for Fun” / «Час розваг»



5. Look, make and say. / Подивись, зроби і скажи.

Назви частини тіла фантастичної істоти і скажи, що вона вміє робити.



6. Speak English. / Спілкуйся англійською.

Опиши виготовлену фантастичну істоту.

This is a monster. It's got a big head and a round face. ...

Nn Oo Pp Qq Rr Ss Tt Uu Vv Ww Xx Yy Zz

Lesson 9. Grammar Revision

Articles (Артикли)

a face
an eye
an ear



Ø **hair**

Ø **shorts**



1. Fill in a, an or Ø. / Вставте артикль а, an або Ø.



... mouth



... apple



... trousers



... teeth



... old man



... slim girl



... young lady



... ugly monster



2. Write. / Напиши.

Постав іменники у форму множини.

A head – *heads*, a shoulder – ..., a knee – ..., a toe – ..., a nose – ..., a tooth – ..., an ear – ..., a finger – ..., a foot – ..., a leg – ..., a face – ...



3. Count and write. / Полічи та напиши.



1



2



3



4



5



6

3

Aa Bb Cc Dd Ee Ff Gg Hh Ii Jj Kk Ll Mm

Урок 9. Повторення граматики



4. Say as in the example. / Скажи за зразком.

My mum has got green eyes. – *My mum's eyes are green.*

1. My granny has got a kind smile. – ...
2. Tom has got a brown jacket. – ...
3. Mr Tame has got a blue tie. – ...
4. Mrs Green has got a purple dress. – ...
5. Miss Alison has got a pink blouse. – ...
6. My sister has got a nice hat. – ...



5. Complete and say. Write the answers. / Доповни і скажи. Напиши відповіді.

How	Who	When	What (x 3)	Whose	Where
-----	-----	------	------------	-------	-------

1. ... is your mum's name? – ...
2. ... do you go to school? – ...
3. ... shoes are these? – ...
4. ... colour is your T-shirt? – ...
5. ... is your sister like? – ...
6. ... old are you? – ...
7. ... do you live? – ...
8. ... is Puss-in-Boots? – ...



6. Write sentences. / Напиши речення.

1. has / got / a / doll / blue / My / on / dress / .
2. robot / The / talk / can / .
3. can / eyes / see / My / .
4. ugly / monster / got / has / six / The / legs / .
5. ten / I / got / fingers / have / little / .
6. you / Can / high / jump / ?
7. sister / My / walk / can't / .
8. is / I / nice / this / think / dress / .



7. Speak in class. / Спілкуйся в класі.


Опиши свою зовнішність та свій одяг.

This is me. I'm tall... . I've got ... on.

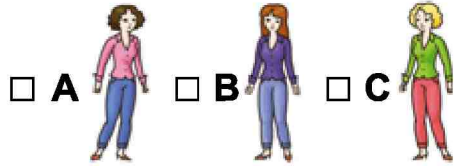


1. Listen and say. / Послухай і скажи.

1. Which girl is Ada?



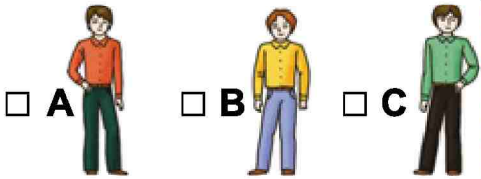
2. Which is Ada's mum?




1. This is Ada. She's got long fair hair. She is plump. She's got a blue dress on.

2. Ada's mum is pretty. She's got short brown hair. It's wavy. She has got a pink blouse and jeans on.

3. Which is Ada's dad?



4. Which boy is Ada's brother?



3. Ada's father is tall. He's got a round face and a straight nose. He's got short brown hair. His trousers are black. His shirt is green.

4. Oles is Ada's brother. He's short. He's got an oval face and big blue eyes. He's got short brown hair. Oles has got a red T-shirt and blue shorts on.



2. Look and say. / Подивись і скажи.

1. This is Dan's T-shirt. It's his T-shirt.

2. This is Ann's dress. It's her dress.

3. These are ... trousers. These

4. ... are ... socks. her socks.

5. These shoes. These

6. This hat.



3

Aa Bb Cc Dd Ee Ff Gg Hh Ii Jj Kk Ll Mm

Урок 10. Перевір себе!



3. Listen and read. Say. / Послухай і прочитай. Скажи.

Яке речення не відповідає змісту малюнка?

It's Tuesday today. It's sunny and hot.

Tina and Taras are going to their aunt's town.

Taras has got a yellow T-shirt and black trousers on. He hasn't got a jacket on. Tina has got a white blouse and a green skirt on. She hasn't got a hat on. Taras says, "Let's tell our aunt about the Talent Show."

"OK", Tina agrees.



4. Choose and say. / Вибери і скажи.

1. The story is about ...

- ☐ a teacher and two pupils ☐ children and their aunt
☐ a happy family

2. Taras has got ... on.

- ☐ shorts ☐ trousers ☐ jeans

3. Tina hasn't got ...

- ☐ a hat ☐ a T-shirt ☐ a story



5. Find and say. / Знайди і скажи.

Знайди в тексті (впр. 3) слова з літерою **Tt**. Назви літери в цих словах по порядку. Склади з ними речення.



6. Speak English. / Спілкуйся англійською.

Розглянь фотографію своєї родини. Розкажи, хто на ній зображений. У що вони вдягнені?

My mum's got a red dress on. My father's got a white shirt and black trousers on.

Unit 4. Seasons and Nature

Розділ 4. Пори року і природа



1. Listen, repeat and point. /
Послухай, повтори і покажи.

It is warm. = It's warm.



warm



sunny



rainy



cloudy



windy



cold



snowy



frosty



2. Work in pairs. Ask and answer. /
Працюйте в парах. Запитайте і дайте відповідь.

What's the weather like today? – It's snowy.



3. Listen, read and choose. /
Послухай, прочитай і вибери.

What season is it? – It's ... (winter).

Winter


Spring

Summer


Autumn



A



B



C



D

4

Unit Aa Bb Cc Dd Ee Ff Gg Hh Ii Jj Kk Ll Mm

Lesson 1. What's the Weather Like Today?

Урок 1. Яка сьогодні погода?

1. It's hot. It's sunny. I can swim.
2. It's rainy. It's windy. I am at home.
3. It's warm. The trees are green. I can play football after school.
4. It's cold. It's snowy. I can ski and skate.



4. Look and say. / Подивись і скажи.

Dan likes ... weather. He doesn't like ... weather.

Dan



rainy / hot

Jane



cloudy / windy

Tom



sunny / cold



5. Work in pairs. Ask and answer. /

Працуйте в парах. Запитайте і дайте відповідь.

- What kind of weather do you like?
- I like ... weather. / I don't like ... weather.



6. Listen and read. / Послухай і прочитай.

what	why	while	who
where	which	white	whom
when	whip	weather	whose



7. Speak English. / Спілкуйся англійською.

Скажи, яка сьогодні погода і чи подобається вона тобі.

It is ... today. I like / don't like such weather.

Lesson 2. Seasons of the Year



1. Listen and repeat. / Послухай і повтори.



2. Read and say Yes or No. / Прочитай і скажи Так чи Ні.

Yes.

No.

1. December is in winter.
2. May is in autumn.
3. October is in spring.
4. August is in summer.



3. Listen, read and say. / Послухай, прочитай і скажи.

Why does Dan like winter?

There are four seasons in a year.
My favourite season is winter.
December, January and February
are winter months.
It is cold and snowy in winter.
I can play snowballs and ski.
I like winter.



4

Unit Aa Bb Cc Dd Ee Ff Gg Hh Ii Jj Kk Ll Mm

Урок 2. Пори року



4. Work in pairs. Ask and answer. /

Працуйте в парах. Запитайте і дайте відповідь.

Складіть діалог за зразком.

A: Do you like summer?


B: Yes, I do. It's hot. I wear a T-shirt and shorts. I can swim and skip.

Winter



cold / snowy
a coat / a hat
to play
snowballs
to ski

Spring




warm / rainy
jeans / a jacket
to ride a bike
to fly a kite

Summer



hot
T-shirts /
shorts
to swim
to skip

Autumn



cool / rainy
a raincoat
to play
football
to play
badminton



5. Listen and read. / Послухай і прочитай.

black	slow	flat	class	click
clap	clip	play	sleep	float
slip	flock	clean	ski	season
block	flip	glide	Blake	plane



6. Speak English. / Спілкуйся англійською.

Скажи, яка пора року твоя улюблена і чому.

My favourite season is, ... and ... are ... months. It is ... and ... in I can ... and I like ... weather.

Lesson 3. It Is Winter Now



1. Look and say. / Подивись і скажи.

What's the weather like in winter? – It's frosty.



What do you wear in winter? – I wear a fur coat.



a fur coat



a sweater



a scarf



gloves /
mittens



2. Work in pairs. Act out. / Працюйте в парах. Розіграйте в ролях.

Ann has got a friend, Ella. Ella is from Australia. She is in Ukraine now.



- What season is it now?
- It is winter now.



- What's the weather like in winter?
- It's cold and snowy.



- What do you wear in winter?
- I wear a fur coat, a sweater, trousers, a hat, a scarf and gloves.



- I wear a dress and a hat.
- It's hot in winter in Australia.
- Really? Do you like winter?
- Yes, I do. I can swim.


Урок 3. Зараз зима

“Let’s Exercise” / «Фізкультхвилинка»



3. Listen and do. / Послухай і виконай.

The sun is up, up, up!
The snow falls, falls, falls
On my nose, nose, nose
On my hands, hands, hands
On our yard, yard, yard
On the trees, trees, trees
On the merry children –
They ski and skate.



4. Listen and repeat. Say. / Послухай і повтори. Скажи.

Do you like to play snowballs? – Yes, I do. / No, I don’t.
Does your friend like to ski? – Yes, he does. / No, he doesn’t.



to skate



to ski



to sledge



to play
snowballs



to make a
snowman



5. Write the questions. / Напиши запитання.

1. Mary likes to make a snowman. – *Does Mary like... ?*
2. Ann likes to skate. 3. We like to sledge. 4. They play snowballs every winter. 5. You can ski in January. 6. It is snowy in winter.



6. Speak English. / Спілкуйся англійською.

Розкажи про зиму.

It is ... now. ..., ... and ... are ... months. It is ... and ... in
I wear I can ... and I like ... weather.

4

Nn Oo Pp Qq Rr Ss Tt Uu Vv Ww Xx Yy Zz





1. Listen, repeat and point. /
Послухай, повтори і покажи.

What Can You See?

Come to the window!
 What can you see?
 The sky and the sun
 That shines¹ on the sea.

The hills and the trees
 The flowers and grass
 The birds which are singing
 Their songs to us.



2. Work in pairs. Pupil A reads a sentence.
Pupil B draws a picture. Then take turns.

I see the sun. The sun is in the sky.
 I see a girl and a boy. They are on the hill.
 I see a flower. The flower is in the grass.
 I see a bird. The bird is over the sea.



3. Work in pairs. Ask and answer. /
Працуйте в парах. Запитайте і дайте відповідь.

What are the spring months? – They are March, April and May.
 What's the weather like in March? – It is chilly and warm in March.

4 What's the weather like in ...? – It is ... in

¹ to shine – світити

Aa Bb Cc Dd Ee Ff Gg Hh Ii Jj Kk Ll Mm

Урок 4. Природа навесні

March



chilly / warm

April



sunny / windy

May



rainy / hot



4. Work in pairs. Make a dialogue and act out. / Працюйте в парах. Складіть діалог та розіграйте в ролях.



- ☐ – Oh, it's sunny today.
- ☐ – Hi!
- ☐ – Yes, you are right.
- ☐ – Me too.
- ☐ – Hello!
- ☐ – I like such weather.

- ☐ – Nice to meet you!
- ☐ – I think, it's going to rain.
- ☐ – It's chilly today.
- ☐ – Hello!
- ☐ – Yes, you are right.
- ☐ – And it's cloudy.



5. Listen and read. / Послухай і прочитай.

sing	song	sang	sung
ring	long	rang	hung
spring	wrong	yang	rung



6. Speak English. / Спілкуйся англійською.

Розкажи про весну.

Spring comes after winter. ..., ... and ... are ... months. It is ... and ... in I wear I can ... and I like ... weather.

4

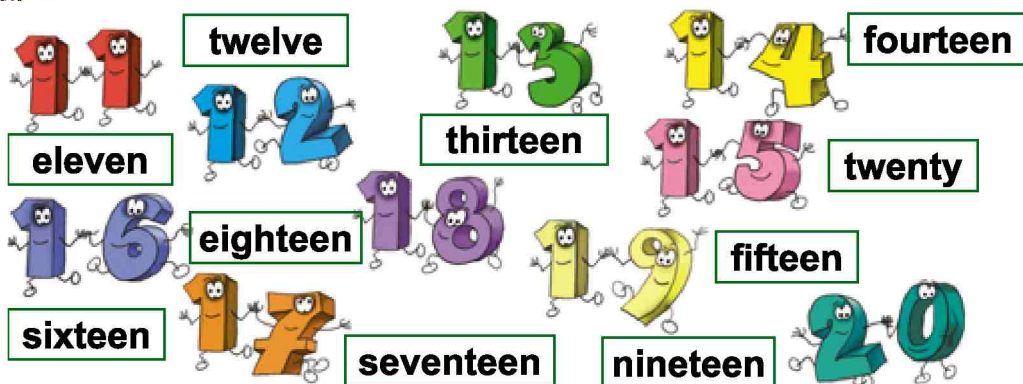
Nn Oo Pp Qq Rr Ss Tt Uu Vv Ww Xx Yy Zz

Unit

Lesson 5. The World Around You



1. Listen and repeat. / Послухай і повтори.



2. Look and say. / Подивись і скажи.

How old is Jack? – He is fourteen.

Jack, 14

Mary, 16

Bill, 12

Sue, 11



3. Work in pairs. Act out. /

Працюйте в парах. Розіграйте в ролях.

1. A: What's the temperature today?

B: It's twelve degrees below zero.

A: Oh, it's cold.

2. A: What's the temperature in June?

B: It's twenty degrees above zero.

A: Oh, it's hot.



4. Look and say. / Подивись і скажи.

What's number ... (11)? – It's / These are



Aa Bb Cc Dd Ee Ff Gg Hh Ii Jj Kk Ll Mm

Урок 5. Світ навколо тебе



5. Look, complete and write. / Подивись, доповни і напиши.

on (x2)	in	under	over	above	below
---------	----	-------	------	-------	-------

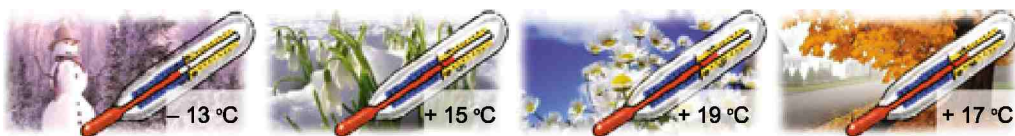


1. Where is his scarf? – It's *in* the hat.
2. It's warm. The temperature is fourteen degrees ... zero.
3. The birds fly ... the sea.
4. I've got a flower ... the sweater.
5. It's cold. The temperature is twelve degrees ... zero.
6. Look at the grass ... the hill! It's spring!
7. Let's make a snowman ... a tree.



6. Speak English. / Спілкуйся англійською.

Скажи, яку температуру показують термометри.
It is ... (winter). It is ... degrees above zero. / It is ... degrees below zero.





1. Look and say. Answer the questions. / Подивись і скажи. Дай відповіді на запитання.

1. What season is it?
2. What is the weather like?
3. Whom do you see in the picture?
4. Where are they?
5. What do they wear?
6. Are they happy?



2. Listen and repeat. / Послухай і повтори.

Red and yellow, and violet, and blue,
Purple and orange, and green,
The birds 'Good morning!' sing.

Green and orange, and purple,
Blue and violet, and yellow, and red
It's time to go to bed!



3. Speak in class. / Спілкуйся в класі.

Назви предмети, які ти бачиш у парку влітку та скажи, якого вони кольору.

I can see the sun and the sky. The sun is yellow. The sky is blue.



4. Listen and read. / Послухай і прочитай.

cub – cube

rub – rude

duck – Duke

sun – suit

tub – tube


luck – Luke

nut – tune

cut – cute

jug – June

Урок 6. Літо – яскраве



Look at June, the bug. It's cute. It sits on the cube. The sun is up. June has fun with a nut. It sings a good tune.



Look at Duke, the duck. The sun is up. Duke is in the tub. Lucky Duke, but not his suit!



5. Write the questions to the answers. Act out. / Напишіть запитання до поданих відповідей. Розіграйте в ролях.

- | | |
|--|--|
| 1. – ...?
– June, July and August are summer months. | 4. – ...?
– The boys wear T-shirts and shorts. |
| 2. – ...?
– It's sunny and hot in summer. | 5. – ...?
– Yes, I do. I like to have fun at the sea. |
| 3. – ...?
– The girls wear dresses, blouses and skirts. | 6. – ...?
– The temperature is twenty degrees above zero. |



6. Speak English. / Спілкуйся англійською.


Розкажи про літо.

Summer comes after, ... and ... are ... months. It is ... and ... in The temperature is I wear I can ... and I like ... weather.



**1. Listen, repeat and point. /
Послухай, повтори і покажи.**

This is the sun.



2. Read. / Прочитай.

Mr Crab lives on the coast. His house is in the shell. Sometimes you can see him under stones and rocks.

Mr Crab has got two eyes. He can see very well. Mr Crab has got ten legs. He can crawl on the sand. He's got two big claws.

"I'm strong," Mr Crab says. "And you?"



a claw



3. Choose and say. / Вибери і скажи.

1. The story is about ...

- ☐ a coast ☐ a claw ☐ a crab

2. Mr Crab has got ... legs.

- ☐ ten ☐ eight ☐ six

3. He can crawl on ...

- ☐ the stone ☐ the sand ☐ the shell

Урок 7. Біля моря



4. Work in pairs. Ask and answer. / Працюйте в парах. Запитайте і дайте відповідь.

1. Where does Mr Crab live?
2. Where can you see Mr Crab?
3. Why can he see very well?
4. How many legs has Mr Crab got?
5. Is Mr Crab weak?



5. Find and say. / Знайди і скажи.

Знайди в тексті (впр. 2, стор. 76) слова з літерою **Cc**.
Назви літери в цих словах по порядку.




6. Write. Answer the questions. / Напиши. Дай відповіді на запитання.

Do you go to the sea in summer?
What can you see there?
What can you do at the seaside?



a jellyfish



a sea star



a fish



a sandcastle



7. Speak English. / Спілкуйся англійською.

1. Назви предмети, які ти можеш побачити, відпочиваючи на березі моря, та опиши їх.

I can see the sea. It's blue.

2. Ти готуєшся до відпочинку на морському узбережжі.
Скажи, який одяг ти візьмеш із собою.



1. Listen and repeat. / Послухай і повтори.

Point and say. / Покажи і скажи.



a pear



a plum



a melon



a watermelon



a tomato



2. Listen and repeat. Act out. / Послухай і повтори.

Розіграйте в ролях.

Ann and Dan are in the forest with their teacher, Miss Alison.



Dan: Our forest is beautiful. I like autumn.

Ann: I don't. Sometimes it is rainy and chilly.

Dan: Do you like autumn, Miss Alison?

Miss Alison: Sure. Autumn is a rich and tasty season.

Ann: We have many apples, pears, plums and tomatoes.

Dan: And I like melons and watermelons.

Ann: Me too.



3. Speak in class. Say Yes or No. /

Спілкуйся в класі. Скажи Так чи Ні.

1. The children are in the park.

2. Dan likes autumn.

3. Ann likes rainy weather.

4. Ann and Dan like melons and watermelons.

5. Autumn is a rich season.

Yes.

No.

Do you like autumn!

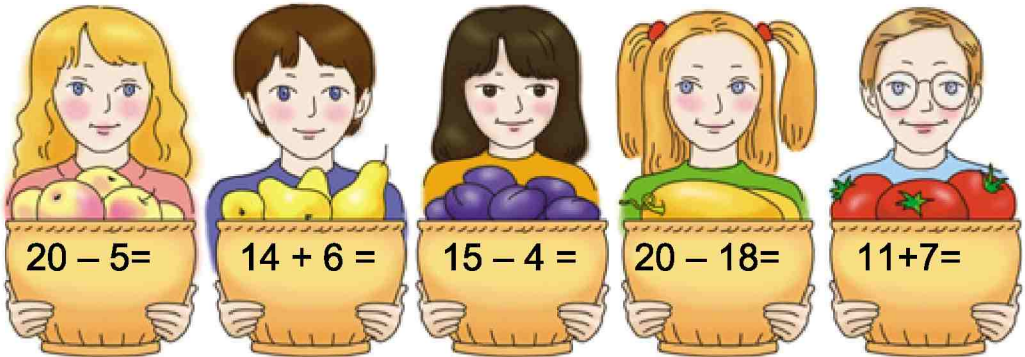
Урок 8. Осінь – багата



4. Count and say. / Полічи та скажи.

Скільки фруктів мають діти в кошику?

Twenty minus five is fifteen. Ann has got fifteen apples in her basket.




“Time for Fun” / «Час розваг»



5. Look, draw and say. / Подивись, намалюй і скажи.

Намалюй календар погоди на поточний тиждень.

The Weather Chart



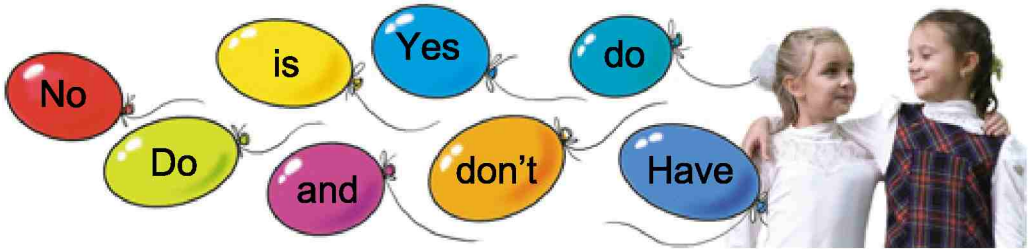
6. Speak English. / Спілкуйся англійською.

Опиши погоду за останній тиждень. Використай свій календар погоди.

Nn Oo Pp Qq Rr Ss Tt Uu Vv Ww Xx Yy Zz



1. Find, complete and say. / Знайди, доповни і скажи.



- | | |
|---|-------------------------------|
| – What ... the weather like in Australia in winter? | – It is hot ... sunny. |
| – What ... you wear in winter? | – I wear T-shirts and shorts. |
| – ... you have snow in winter? | I ... wear warm clothes. |
| – ... you got a New Year party? | – ..., we don't. |
| | – ..., we have. |



2. Write negative sentences. / Напишіть заперечні речення.

It is cold today. – *It is not cold today.*

1. It is frosty today. 2. The days are sunny. 3. I wear a raincoat in autumn. 4. He can ski in winter. 5. They play snowballs in winter. 6. Jane rides a bike every day.



3. Write questions. / Напишіть запитання.

Використовуйте слова, подані в дужках.

We ski in winter. (When?) – *When do you ski?*

- They sledge in January. (When?)
- He likes spring. (What season?)
- Sue wears a warm coat in winter. (What?)
- We make a snowman in the park. (Where?)



4. Look and say. / Подивись і скажи.

a cat



eyes



These are the cat's eyes.

They're its eyes.

4

Aa Bb Cc Dd Ee Ff Gg Hh Ii Jj Kk Ll Mm

Урок 9. Повторення граматики

Helen



a scarf



This is
It's ... scarf.

Tom



shells



Those are
They're ... shells.

The children



sweaters



These are ... sweaters.
They ... sweaters.

Miss Alison



an umbrella



This is
It's

Mr and Mrs

Crab



a house



This is
It



5. Complete and say. / Доповни і скажи.

under	in (x 5)	on	over
-------	----------	----	------

It is morning. The weather is fine. The sun is ... the sky. Ann and Dan are ... the garden. They see many flowers ... the grass. The birds fly ... the trees. "Look, Ann! Do you see that bird ... the tree? It is ... the nest." "Oh, no! I see a cat ... the tree. Go away, Pussy!" "Your fish is ... the plate," Dan says.



6. Speak English. / Спілкуйся англійською.

Твій друг / твоя подруга з Великої Британії планує відвідати Україну влітку.

- Розкажи йому / їй про погоду в цю пору року;
- порадь, який одяг взяти із собою.



1. Listen and choose. / Послухай і вибери.

1. What does Mum ask Ann to wear?

- ☐ A ☐ B ☐ C



2. Which is Ada's favourite season?

- ☐ A ☐ B ☐ C



3. What temperature is it today?

- ☐ A ☐ B ☐ C



4. Which game do they want to play?

- ☐ A ☐ B ☐ C



1. – Do you go out to play?

- Yes, Mum. What's the weather like?
- It's hot. Put on your hat, Ann.

2. – What is your favourite season, Ann?

- I like to skate. I can do this in winter.

3. – What's the temperature today, Dan?

- It's seventeen degrees above zero.
- It's not very hot today.

4. – Let's play with a ball today.

- Oh, it's sunny, but cold. And it's snowy. We can play snowballs.
- OK.



2. Choose and write. / Вибери і напиши.

chilly

sunny

rainy

warm

windy

cold

What's the weather like in autumn?

It is ... and ... in September.

It is ... and ... in October.

It is ... and ... in November.



4

Aa Bb Cc Dd Ee Ff Gg Hh Ii Jj Kk Ll Mm

Урок 10. Перевір себе!



3. Match, point and say. / З'єднай, покажи і скажи.

This is ... (Ann's raincoat). / These are ...

- ☐ a raincoat
- ☐ mittens
- ☐ a sweater



- ☐ a scarf
- ☐ gloves
- ☐ a fur coat



4. Listen and read. Say. / Послухай і прочитай. Скажи.

Яке речення не відповідає змісту малюнка?

It is a fine day. Sam and Sue play in the park.

Sue says, "Look! Do you see that dark cloud, Sam?"

I think it's going to rain soon. Let's go home.

I haven't got an umbrella with me."

The children run and run.



5. Choose and say Yes or No. /

Вибери і скажи *Так* чи *Ні*.

1. The children are in the yard.
2. The weather is nice.
3. The children run home.

Yes.

No.



6. Find and say. / Знайди і скажи.

Знайди в тексті (впр. 4) слова з літерою **Ss**. Назви літери в цих словах по порядку. Склади з ними 3–4 речення.



7. Speak English. / Спілкуйся англійською.

Запитай у свого друга / своєї подруги: яка сьогодні погода; яка температура повітря; яка його / її улюблена пора року.

4

Nn Oo Pp Qq Rr Ss Tt Uu Vv Ww Xx Yy Zz



Unit 5. Animals

Розділ 5. Тварини



1. Listen and repeat. / Послухай і повтори.



a dog



a puppy



a rabbit



a guinea-pig



a cat



a kitten



a hamster



a parrot



2. Work in pairs. Ask and answer. /

Працюйте в парах. Запитайте і дайте відповіді.

Have you got a kitten or a puppy? – I've got a kitten.
What colour is it? – It's red.



3. Listen and repeat. / Послухай і повтори.

The Pussy-cat

I've got a little pussy-cat,
I love it very, very much.
Its eyes are bright, its tail is long,
And fur is soft to touch.



Lesson 1. Animals Are Nice

Урок 1. Тварини – хороші



4. Listen and read. / Послухай і прочитай.

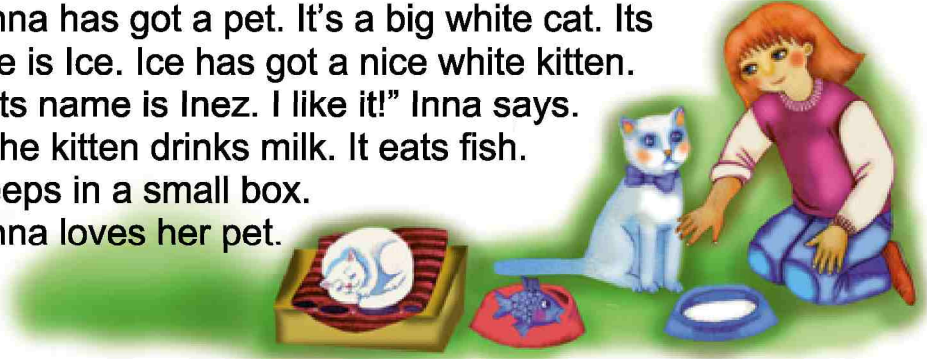
Inna has got a pet. It's a big white cat. Its name is Ice. Ice has got a nice white kitten.

"Its name is Inez. I like it!" Inna says.

The kitten drinks milk. It eats fish.

It sleeps in a small box.

Inna loves her pet.



5. Choose and say. / Вибери і скажи.

1. Inna has got ...

- ☐ a cat and a kitten ☐ a dog and a puppy
☐ a sheep and a lamb

2. The kitten sleeps ...

- ☐ on the floor ☐ on the mat ☐ in the box

3. The kitten eats ...

- ☐ sweets ☐ fish ☐ nuts



6. Listen and read. / Послухай і прочитай.

time	tie	five	file	night
line	nice	ripe	nine	bright
hide	fine	kite	size	light



7. Speak English. / Спілкуйся англійською.

Скажи, яка домашня тварина в тебе є, яка вона (колір, розмір), де вона спить, що їсть і п'є.

I've got It's Its name is It eats It drinks It sleeps I love my pet.

Nn Oo Pp Qq Rr Ss Tt Uu Vv Ww Xx Yy Zz

5

unt



1. Listen and repeat. / Послухай і повтори.



a cage



a dog-house



an aquarium



water




a carrot
a cabbage



fish food



meat



corn



2. Work in pairs. Ask and answer. /

Працюйте в парах. Запитайте і дайте відповіді.

- Where do your hamsters live? – They live in the cage.
- What do they eat? – They eat carrots and cabbages. They also eat corn.
- Do they drink water? – No, they don't.



3. Listen and say. / Послухай і скажи.

1. Has Dan got a dog?
2. Has Dan got two rabbits?
3. Where do the rabbits sleep?
4. What do they eat?
5. Do they eat tomatoes?



Урок 2. Мій домашній улюбленець



4. Look and say. / Подивись і скажи.

Miss Alison has got an aquarium fish and a parrot (✓). She hasn't got a guinea-pig.

Names	an aquarium fish	a parrot	a guinea-pig
Miss Alison	✓	✓	X
Jane	X	✓	✓
Alex	✓	X	X



5. Read and complete. / Прочитай і доповни.

sleep	make	don't eat	don't drink	eat (x 2)
-------	------	-----------	-------------	-----------

I've got two hamsters. They ... in the cage. They ... cabbages and carrots. They also ... corn. They ... tomatoes. They ... water. Hamsters ... great pets.



6. Write. / Напиши.

The kitten drinks milk.



7. Speak English. / Спілкуйся англійською.

Запитай у свого друга / своєї подруги, яку домашню тварину він / вона має, яка вона (колір, розмір), де вона спить, що їсть і п'є. What pet have you got? What does it eat? ...



1. Listen and repeat. / Послухай і повтори.



a cow



a hen



a pig



a sheep – sheep



a horse



a goose – geese



a lamb




2. Listen and read. / Послухай і прочитай.



- Hi, Granny! Nice to meet you!
- Nice to meet you, too!



- What have you got on your farm?
- Let's have a look.



- I've got a cow and a horse. I've got many sheep and a little lamb.



- Have you got any pigs?
- No, I haven't. This year I have no pigs.



3. Choose and say Yes or No. / Вибери і скажи Так чи Ні.

1. The children are on the farm.
2. Granny has got many geese.

Yes.

No.

5

Aa Bb Cc Dd Ee Ff Gg Hh Ii Jj Kk Ll Mm

Урок 3. У селі

3. Granny has no pigs.
4. Granny has got many sheep and one little lamb.



4. Look, complete and say. / Подивись, доповни і скажи.

Where are Kim's pets?



1. My aquarium f__h	is	in	my aq__rium.
2. My pet m__se		under	my f__m.
3. My pet p__y		in	my sh__e.
4. My pet k____n		under	my k__e.
5. My pet par__t		on	my b__x.
6. My pet h__ter		under	my b__d.
7. My pet p_g		in	my sw__ter.
8. My pet l__b		on	my w__dow.



5. Listen and read. / Послухай і прочитай.

hope	boat	note	bone	goat
close	toe	pole	no	know
go	home	so	tone	bow



6. Speak English. / Спілкуйся англійською.

Запитай у свого друга / своєї подруги:

- чи проживають його / її рідні в сільській місцевості;
- яких тварин він / вона там може побачити;
- чи подобаються йому / їй ... (гуси, кури та ін.)

Nn Oo Pp Qq Rr Ss Tt Uu Vv Ww Xx Yy Zz

Lesson 4. On the Farm



1. Listen and repeat. Say. / Послухай і повтори. Скажи.

Geese are noisy.



noisy



quiet



clever



hungry



angry




2. Work in pairs. Ask and answer. /

Працюйте в парах. Запитайте і дайте відповіді.

How long do the rabbits live? – They live for 5 years.

How long do the horses sleep? – They sleep for 5 hours.

How long do these animals live?	How long do animals sleep?
Rabbits – 5 years	Horses – 5 hours
Sheep – 12 years	Cows – 6 hours
Cats – 13 years	Cats – 13 hours
Dogs – 17 years	Dogs – 10 hours
Goats – 15 years	Donkeys – 3 hours




a donkey



3. Listen and read. / Послухай і прочитай.

The Noisy Farm

Chicks and ducks,
Geese, and hens,
Pigs and cows,
Horses, and sheep,
Shouting noisily:
PEEP and QUACK,
HONK and CLUCK,
EEEE and BAA
On the granddad's farm!



5

Aa Bb Cc Dd Ee Ff Gg Hh Ii Jj Kk Ll Mm

Урок 4. На фермі



4. Listen and read. / Послухай і прочитай.

car	start	far	jar	mark
part	scarf	farm	bar	yard
park	barn	harm	dark	bark



5. Listen and read. Say. / Послухай і прочитай. Скажи.

Яке речення не відповідає змісту малюнка?

Gina has got a goat. Its name is Gaby. Gaby is grey and black. It is clever.

Gina has got a white goose, too. Its name is Gaston.

Gaby and Gaston live on the farm.

Gaby and Gaston are hungry. They eat grass.

Look! Gaston is angry. Run, Gaby, run!



6. Write. / Напиши.

Does the pig eat apples? – Yes, it does.



7. Speak English. / Спілкуйся англійською.

Скажи: яких домашніх тварин та птахів ти знаєш; які вони (розмір, колір); які з них тобі подобаються і чому; що ці тварини їдять.

Nn Oo Pp Qq Rr Ss Tt Uu Vv Ww Xx Yy Zz



1. Listen and repeat. / Послухай і повтори.



the jungle



a mountain



a desert



a savanna



a penguin



a tortoise



a shark



a camel



2. Listen and read. / Послухай і прочитай.



A. The Forest / The Jungle /
Parrots live in the forests. They can fly and sing. They are beautiful.



C. The ocean
Sharks live in the ocean. They can swim. They have sharp teeth. They are angry.



E. Deserts
Camels live in deserts. They can run. They can carry heavy things. They are strong.



B. Rivers
Tortoises live in rivers. They can swim. They are slow.



D. Mountains
Some bears live in the mountains. They can climb and run. They are very big.



F. The snow
Penguins live in the snow. They are black and white. They can swim, but they can't fly.

Урок 5. Дикі тварини



3. Work in pairs. Ask and answer. /

Працюйте в парах. Запитайте і дайте відповіді.

Where do parrots live? They live in



4. Speak in class. / Спілкуйся в класі.

Talk about one of these animals. Use Ex. 2 as an example.



a lion



a tiger



a monkey



a dolphin



a giraffe



5. Listen and read. / Послухай і прочитай.

bot – boat mop – mope rod – road cod – code
got – goat sop – soap Todd – toad hop – hope



6. Open the brackets. Write. / Відкрій дужки. Напиши.

It ... (to be) Wednesday. Wendy ...
(to go) window shopping. She ... (to see)
a nice walrus. It ... (to be) big. It ... (to
be) white.

"... (to be) real walruses white?"

Wendy ... (to ask) a young woman.

"No. This ... (to be) a toy walrus.

Real walruses ... (to be) grey."



a walrus



7. Speak English. / Спілкуйся англійською.

Розкажи про одну з диких тварин. Використай вправу 2 на стор. 92 як зразок.

Nn Oo Pp Qq Rr Ss Tt Uu Vv Ww Xx Yy Zz

Lesson 6. Animals at The Zoo



1. Look, point and say. / Подивись, покажи і скажи.

This is a It is ... (brown). It lives in It eats



2. Work in pairs. Ask and answer. /

Працюйте в парах. Запитайте і дайте відповіді.

Is number 11 a bear? – Yes, it is. / No, it isn't.

Where does it live? – It lives

What does it eat? – It eats



3. Listen and read. Say. / Послухай і прочитай. Скажи.

Where do the jaguar cubs live?

Zimba and Maya are two jaguar cubs.
They are in the Mesker Park Zoo.

Their mother's name is Beliza. The
jaguar cubs drink milk.

Beliza eats meat. She is a good
mother.



4. Listen and read. / Послухай і прочитай.

for	horse	north	born	store
form	fork	sort	port	snore
bored	cork	morning	board	score

5

Aa Bb Cc Dd Ee Ff Gg Hh Ii Jj Kk Ll Mm

Урок 6. Тварини в зоопарку



5. Complete and say. Write. / Доповни і скажи. Напиши.

jungle	trees	animals	leaves
Elephants	zebras	meat	savannas

The lions and tigers are dangerous They eat
They live in the ... and hunt ... and other animals.

The giraffes are tall. They eat ... from the They live
in are nice animals. They are grey. They are big. They
live in the jungle.



6. Play a game! / Пограй у гри!

Хто складе більше правильних речень за малюнками?

The hippo flies a plane.



7. Speak English. / Спілкуйся англійською.

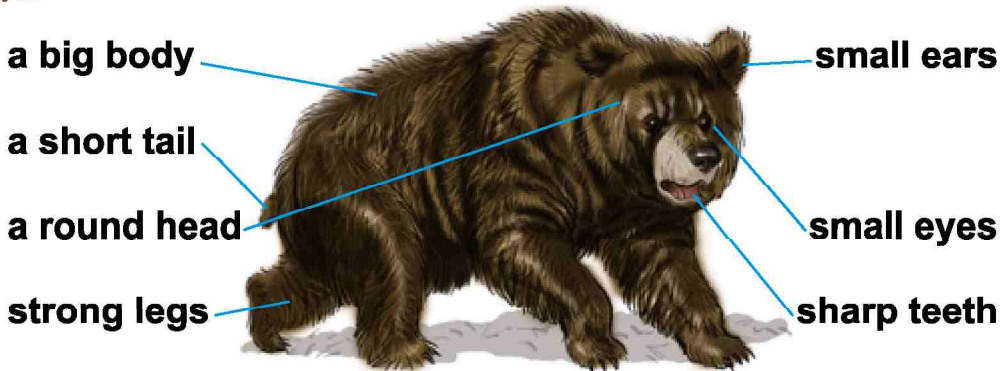
Розкажи про одну із зображених нижче тварин.



Lesson 7. My Visit to the Zoo



1. Listen and repeat. / Послухай і повтори.



2. Work in pairs. Ask and answer. /

Працюйте в парах. Запитайте і дайте відповіді.

Have they got a big body? – Yes, they have.

Have they got big ears? – No, they haven't. They've got small ears.

“Time for Fun” / «Час розваг»



3. Listen and repeat. / Послухай і повтори.

When I Go to the Zoo

When I go to the Zoo
Go to the Zoo
I see lions and tigers
And big elephants.
I see hippos and camels
And hungry crocodiles.

When I go to the Zoo
Go to the Zoo
I see bears and penguins
And monkeys swinging by.
I see zebras and giraffes
And eagles flying high.



a hippo



a crocodile



an eagle

Aa Bb Cc Dd Ee Ff Gg Hh Ii Jj Kk Ll Mm

Урок 7. Мій похід до зоопарку



4. Write true sentences. /

Напиши правильні речення.

Giraffes have got long necks.

Giraffes	_____ have got	a short tail.
Snakes	has got	strong wings.
Bears	haven't got	long necks.
An elephant	hasn't got	big ears.
A penguin	have got	legs.



5. Work in groups of four. Play a game "What Animal Is It?" / Працюйте в групах по чотири. Пограйте в

гру «Яка це тварина?»

Yes.

No.

- Does it eat grass?
- Does it eat other animals?
- Does it live in the forest?
- Can it fly?
- Has it got sharp teeth?
- Can it carry heavy things?
- Is it a camel?



lion



fox



bear



parrot



tortoise



crocodile



camel



penguin



giraffe

Yes, it is. It is a camel.



6. Speak English. / Спілкуйся англійською.

Розкажи про свій похід до зоопарку.

I like to go to the Zoo with my family and friends. We go there on Saturdays or Sundays. I can see

I like to watch ... (the monkeys). They are ... (funny) animals. They eat They don't eat

I usually have a lot of fun at the Zoo.

5

Nn Oo Pp Qq Rr Ss Tt Uu Vv Ww Xx Yy Zz



Lesson 8. My Favourite Animal



1. Look and say. / Подивись і скажи.

Ann's favourite animal is ...



2. Listen and read. / Послухай і прочитай.



Laura Lockhart has got a little lamb. Her name is Lola. She is white. She has got two small eyes and two small ears. She has got four legs.

Lola eats grass and corn. She drinks water.

Lola likes to play. She can walk and run. She can jump.

"Lola is my favourite animal and my best¹ friend," Laura says.



3. Choose and say. / Вибери і скажи.

1. The story is about ...

☐ two friends ☐ two sheep ☐ two girls

2. Lola is ...

☐ a shark ☐ a monkey ☐ a lamb

5

¹ best – найкращий.

Aa Bb Cc Dd Ee Ff Gg Hh Ii Jj Kk Ll Mm

Урок 8. Моя улюблена тварина

3. Lola listens to

☐ a story

☐ a song

☐ a poem



4. Find and say. Write. / Знайди і скажи. Напиши.

Знайди в тексті (впр. 2, ст. 98) слова з літерою **Ll**. Назви літери в цих словах по порядку. Склади з ними речення.

Laura is a kind girl.

“Time for Fun” / «Час розваг»



5. Look, make and say. / Подивись, зроби і скажи.

Виготов маску зайця та розкажи про нього.



6. Speak English. / Спілкуйся англійською.

Розкажи про свою улюблену тварину.

My favourite animal is It is It has got ..., ... and It can ..., ... and It lives It eats

Nn Oo Pp Qq Rr Ss Tt Uu Vv Ww Xx Yy Zz

5



Plurals (Множина іменників)

-s: a monkey – monkey**s**,
a lion – lion**s**

-es: a walrus – walrus**es**, a fox –
fox**es**, a tomato – tomato**es**,
but: a photo – photo**s**

Remember:

a man – men, a woman – women, a child – children,
a mouse – mice, a sheep – sheep,
a goose – geese, a fish – fish / fishes, a fruit – fruit / fruits

**1. Write. / Напиши.**

Постав іменники у форму множини.

An apple – *apples*, a toy – ..., a girl – ..., a woman – ..., a
car – ..., a robot – ..., a puzzle – ..., a doll – ..., a goose –
..., a photo – ..., a box – ..., an elephant – ..., a fish – ...,
a child – ..., a sheep – ...

**2. Look, find and say. / Подивись, знайди і скажи.**

What can you see? – I can see the elephant's head.

head	tail	legs	body	wings
------	------	------	------	-------

**3. Write negative sentences. /
Напиши заперечні речення.**

1. This animal can climb the trees. 2. Bill has got a pet. 3. These
birds have got two wings. They can fly. 4. The monkey makes
funny faces.

5

Aa Bb Cc Dd Ee Ff Gg Hh Ii Jj Kk Ll Mm

Урок 9. Повторення граматики



4. Write questions. / Напиши запитання.

1. A lion / sharp teeth? – *Has a lion got sharp teeth?*
2. An eagle / strong wings? –
3. Elephants / big ears? –
4. Camels / long necks? –



5. Open the brackets. Write. / Відкрій дужки. Напиши.

Dick, the dog, ... (to do) doggy jobs. He ... (to help) blind people. David ... (to be) Dick's master. Dick ... (to help) David cross the street.

"Thank you, Dick," says David. "You ... (to be) a good dog."

It ... (to be) dark. Dick ... (to be) on the mat. He ... (to sleep) next to his master's¹ bed.



6. Write. / Напиши.

Склади речення з поданих слів. Напиши речення в такій послідовності, щоб утворився зв'язний текст.

- ☐ jump / can / She / .
- ☐ can / She / tricks / many / do / .
- ☐ is / elephant / in / Elly / the / circus² / the / .
- ☐ ball / She / play / with / can / a / .
- ☐ eats / Elly / and / oranges / bananas / .
- ☐ can / dance / She / .



7. Speak English. / Спілкуйся англійською.

Розкажи, яких тварин ти можеш побачити в цирку. Опиши одну з них.

¹ a master – хазяїн.

² a circus – цирк.



1. Listen and choose. / Послухай і вибери.

1. Which animal do they look at?

☐ A

☐ B

☐ C


2. What animal does Jane want to have as a pet?

☐ A

☐ B

☐ C


1. – Look, Dad! It eats fish and it can swim. Where does it live?

– It lives in the snow.

– It's beautiful. It has got small eyes, short legs, a short tail, but a big body.

2. – Mum, can I have a pet?

– Yes, Jane, what do you want?

– It lives in the trees.

– Is it a parrot?

– No. It has no legs.

– Oh, no, Jane! It's not a good idea to have it at home.



2. Complete and read. / Доповніть і прочитайте.

Склади слова з літер, поданих у дужках.

The Fox



The fox is a beautiful ... (l, a, i, m, n, a). It has got a red ... (a, c, t, o) and a long bushy¹ ... (t, l, a, i).

It lives in the ... (s, e, f, r, o, t). It eats small animals such as ... (c, i, m, e), ... (h, c, c, i, n, k, e, s) and ... (b, a, i, t, s, b, r). The fox can eat ... (d, i, b, r, s) and insects². Sometimes it eats green vegetables and ... (f, i, t, u, r).

The fox is a very ... (v, c, e, r, e, l) animal.

¹ bushy – пухнастий.
² an insect – комаха.

Урок 10. Перевір себе!



3. Listen and read. Order the pictures. /

Послухай і прочитай. Постав малюнки по порядку.

Cat Found!

Ann is sad. Her cat is lost. Ann puts an ad. It says, "Cat Lost Brown, red and white. Please, call 456-2782."

Mrs Smith finds the cat. She calls to Ann:

"Hi! My name is Mrs Smith. Is your cat lost?"

Ann says, "Yes, she is."

Mrs Smith asks, "What colour is she?"

Ann says, "She is white, red and brown."

"Then it is your cat. Let's meet at school at 5."

Ann comes with her mum. She sees her cat. She is happy.

"I love you, Pussy. Thank you, Mrs Smith."



A



C



B



D

1. ... 2. ... 3. ... 4. ...



4. Speak English. / Спілкуйся англійською.

Поспілкуйся з другом / подругою про його / її улюблену тварину.

What is your favourite animal? Is it a wild or a domestic animal? Where does it live? What does it eat? Why do you like it?

5

Nn Oo Pp Qq Rr Ss Tt Uu Vv Ww Xx Yy Zz



Unit 6. I Like Holidays

Розділ 6. Я люблю свята



1. Look and say. / Подивись і скажи.


A: When is Jane's birthday?

B: It's in March.



March

Jane



Dan

June



November

Alex

Ann



Kim

February



May

Peter



September



2. Work in pairs. Ask and answer. /

Працюйте в парах. Запитайте і дайте відповіді.

A: When is your birthday?

B: It's in ...



3. Listen and repeat. / Послухай і повтори.

My Best Day

Seven days in a week
 Sunday, Monday, Tuesday,
 Wednesday, Thursday, Friday,
 Saturday and Sunday
 Seven days
 For work and play and rest,
 But the day which is the best
 Is my BIRTHDAY!
 I wait a year for it!

After Georgie Adams



Lesson 1. My Best Day

Урок 1. Мій найкращий день



4. Listen and read. / Послухай і прочитай.

Nick and Norma are a brother and a sister. Nick is nine. Today Norma is six. She has got a new necklace. It is Nick's present.

Norma says, "Thank you, Nick!"
"You are welcome," Nick answers.



5. Choose and say. / Вибери і скажи.

1. The story is about

☐ a birthday

☐ a present

☐ a neclace

2. Nick's present is

☐ a neclace

☐ a toy

☐ a pet

3. Norma is

☐ kind

☐ polite

☐ clever



6. Find and say. Write. / Знайди і скажи. Напиши.

Знайди в тексті (впр. 4, стор. 105) слова з літерою **Nn**. Назви літери в цих словах по порядку. Склади з ними 3–4 речення та запиши їх.

My friend's name is Nick.



7. Listen and read. / Послухай і прочитай.

ship

shake

shop

gosh

wish

fish

shore

shock

shack

mash

shoe

show

cash

plush

shave



8. Speak English. / Спілкуйся англійською.

Уяви, що ти познайомився / познайомилася із Джейн. Напиши 3–4 запитання. Запитай Джейн про її день народження.

Nn Oo Pp Qq Rr Ss Tt Uu Vv Ww Xx Yy Zz

6

Unit



1. Listen and repeat. / Послухай і повтори.



to clean the
room



to bake
a cake



to invite the
guests



to celebrate



to write
a postcard



to buy
a present



to open the
presents



to congrat-
ulate



2. Speak in class. / Спілкуйся в класі.

Скажи, як готуються до свята у твоєї родині.

I usually clean my room before the party. My mum usually bakes a cake. ...



3. Work in pairs. Ask and answer. /

Працюйте в парах. Запитайте і дайте відповіді.

Ann: It's a special day today.

Dan: Why? Do we have a school party today?

Ann: No, we don't.

Dan: Is it a family party?


Ann: Getting closer. It's our Granny's birthday!

Dan: Have we got a present?

Ann: Yes. A basket of fruit and a postcard.

Dan: I can write her a postcard.

Ann: That's a good idea!



6

Unit

Aa Bb Cc Dd Ee Ff Gg Hh Ii Jj Kk Ll Mm

Урок 2. Сімейне свято



4. Work in pairs. Act out. / Працюйте в парах. Розіграйте в ролях.

Використайте діалог вправи 3, стор. 106 як зразок.

Do we have ... (a family) party? – It's ... (the New Year party).

Have we got ... (a birthday cake / good music)?

Do you want to buy ... (food / a present)?

Do you usually write ... (a postcard / a letter)?

Can you ... (invite the guests / clean the room)? – Yes, I can.



5. Look, complete and say. / Подивись, доповни і скажи.



write	invite	open	bake	buy
-------	--------	------	------	-----

1. Ann and Dan usually *invite* many guests for a family party.
2. I always ... the presents after the party.
3. Do you often ... presents for your friends?
4. We usually ... a postcard to our uncle on New Year's Day.
5. My granny always ... a cake for my birthday.



6. Write. / Напиши.

Ти розмовляєш зі своїм другом / подругою про сімейні традиції. Напиши запитання, які ти можеш задати йому / їй.

What holidays ...? Does your family celebrate ...? Do you usually ... (buy a present)? Can you...?



7. Speak English. / Спілкуйся англійською.

Уяви, що ти разом з родиною святкуєш день народження когось із своїх рідних. Скажи: чий день народження ви святкуєте; у який одяг ви вдягнені; як ви проводите час разом.

Nn Oo Pp Qq Rr Ss Tt Uu Vv Ww Xx Yy Zz

6

unt



1. Listen, repeat and point. Say. /
Послухай, повтори і покажи. Скажи.

In Great Britain Christmas comes in December. In Ukraine ...

A



birthday

B



New Year

C



Christmas

D



St. Valentine's Day

E



Easter

F



Independence Day



2. Work in pairs. Read and act out. /

Працюйте в парах. Прочитайте та розіграйте в ролях.

A: Hello! It's Jane.

B: Hi, Jane!

A: We have a New Year party
on Friday afternoon.

B: When does it start?

A: At two o'clock. Can you
come?

B: Yes, of course.

A: Great. See you soon. Bye!

B: Bye!

A: Hello! It's

B: ...

A: We have

B: When ...?

A: ... o'clock. Can you ...?

B: ...

A: See you soon. ...!

B: ...!

Time Expressions with Present Simple Tense

on Monday / on New Year's Day every day / Monday etc.
in the morning / afternoon / evening / at the weekend

6

Unit

Aa Bb Cc Dd Ee Ff Gg Hh Ii Jj Kk Ll Mm

Урок 3. Давайте святкувати!

always

sometimes

never

I **always** help my mum.

Sometimes I cook a salad. / I **sometimes** cook a salad.

I **never** forget about my mum's birthday.



3. Complete and write. / Доповни і напиши.

always

sometimes

never

every

on

in

at

1. I *always* decorate the New Year Tree ... the morning.

2. I watch TV ... day. 3. I ... play in the yard ... the afternoon.

4. I ... go to the Zoo ... the weekend. 5. We have a party ...
New Year's Day. 6. We have the Talent Show ... Monday.



4. Look and write. / Подивись і напиши.

What do they do on the eve of /on the New Year's Day?

Names	always	sometimes	never
Ann	clean the room	make a card	sleep at mid-night
Dan and Alex	watch TV	play games	cook

1. Ann always cleans the room on the eve of the New Year Day.

2. Ann ... at midnight on New Year's Day.

3. ...

4. Dan and Alex ... on New Year's Day.

5. Dan and Alex ... on New Year's Day.

6. ...



5. Speak English. / Спілкуйся англійською.

Розкажи, як ти зазвичай святкуєш Новий рік.

Nn Oo Pp Qq Rr Ss Tt Uu Vv Ww Xx Yy Zz

6

unt



1. Listen and point. Read. /
Послухай і покажи. Прочитай.

China



1. They have a carnival.

South America




6. They dance.

Europe



2. They sing.

The USA



5. They watch football matches.



Spain



4. They eat grapes.

India



3. They give presents.



2. Work in pairs. Ask and answer. /
Працюйте в парах. Запитайте і дайте відповіді.

- How do you celebrate?
- We have a party.
- Do you ...?
- ...

6



Unit

Aa Bb Cc Dd Ee Ff Gg Hh Ii Jj Kk Ll Mm

Урок 4. ЗИМОВІ СВЯТА



3. Listen and read. Say. / Послухай і прочитай. Скажи.

Знайди два речення, які не відповідають змісту малюнка.

In Ukraine Christmas Day is in January.

We always decorate the Christmas Tree. The Christmas presents are under the Christmas Tree.

We have a large meal on Christmas Day. We sing Christmas carols and dance. We get and give presents on Christmas morning.

We have a great fun.



4. Complete and say. / Доповни і скажи.

1. In Ukraine Christmas Day is in 2. We always ... the Christmas Tree. 3. The Christmas ... are under the Tree.

4. We have a large meal Day. 5. We sing ... and

6. We have



5. Listen and read. / Послухай і прочитай.

chick

child

such

choose

Christmas

chip

watch

lunch

children

school

chop

teach

much

teacher

chorus



6. Speak English. / Спілкуйся англійською.

1. Розкажи, як ти зазвичай святкуєш Новий рік / Різдво.

2. Опиши новорічну / різдвяну ялинку.

Look at our Christmas Tree! You can see bright stars, flags, dolls, balls, lights and sweets on the Christmas Tree.

6

Nn Oo Pp Qq Rr Ss Tt Uu Vv Ww Xx Yy Zz

unt



1. Look, match and say. / Подивись, з'єднай і скажи.

This is These are...

the Easter Bunny

Easter eggs

the Easter basket

a paska

an Easter greeting card

an Easter present



1



2



3



4



5



6



2. Work in pairs. Ask and answer. /

Працюйте в парах. Запитайте і дайте відповіді.

- How do you celebrate Easter? – We bake paskas.
- Do you ... (paint Easter eggs)? – Yes, we do.



3. Listen and sing. / Послухай і заспівай.

Hot Cross Buns

Hot cross buns!
Hot cross buns!
One a penny,
Two a penny,
Hot cross buns!

Give them to your daughters,
Give them to your sons,
One a penny,
Two a penny,
Hot cross buns!



6

Unit

Aa Bb Cc Dd Ee Ff Gg Hh Ii Jj Kk Ll Mm

Урок 5. Великдень



4. Read, guess and write. / Прочитай, відгадай і напиши.

Number ... is ...'s Easter egg.



1

stars



2

spots



3



4

stripes

Kim's Easter egg hasn't got spots.

Jane's Easter egg is big.

Tom's Easter egg hasn't got stars.

Ann's Easter egg is not the small egg.

Alex's Easter egg has got stars on it.



5. Choose and say. / Вибери і скажи.

1. ... my Easter present.

☐ A These are ☐ B They are ☐ C This is

2. Jane ... a present. She is sad.

☐ A can't ☐ B isn't ☐ C hasn't got

3. Bill ... go to the party. He is ill.

☐ A can't ☐ B isn't ☐ C hasn't got

4. We want to celebrate Helen's birthday ... the weekend.

☐ A in ☐ B on ☐ C at



6. Listen and read. / Послухай і прочитай.

scratch	stretch	splash	strip	throw
scream	street	splice	spring	thrive
scrub	strap	splay	sprint	three

I scream, you scream, we all scream for ice cream.



7. Speak English. / Спілкуйся англійською.

Розкажи, як ти зазвичай святкуєш Великдень.

Nn Oo Pp Qq Rr Ss Tt Uu Vv Ww Xx Yy Zz

6

unt



1. Listen, match and say. / Послухай, з'єднай і скажи.

- play football • watch TV • dance • sing • eat ice cream •
- help to cook • play computer games • wear costumes •
- eat a cake • swim in the swimming pool • give presents •
- get presents •



2. Work in pairs. Ask and answer. /

Працюйте в парах. Запитайте і дайте відповіді.

Find out three things that your friend does and three things that he or she doesn't do at the parties.

Do you always dance at the parties? – Yes, I do.

Do you sometimes sing at the parties? – No, I don't.



3. Speak in class. / Спілкуйся в класі.

Tell the class what you know about your friend.

Урок 6. Ми святкуємо



4. Listen and read. / Послухай і прочитай.

Mother's Day comes on the second Sunday of May. People celebrate it in many countries. They honour their mothers and grandmothers.

You can give your mum a handmade card or jewellery, flowers or chocolate and say, "Happy Mother's Day!"



5. Choose and say. / Вибери і скажи.

1. Mother's Day comes in March.
2. People celebrate Mother's Day in many countries.
3. You can make a card by yourself¹.

Yes.

No.



6. Write. Open the brackets. / Напиши. Відкрий дужки.

Yan is playing with a yellow yo-yo.

"... (to be) it your new toy?" Yasmin ... (to ask) him.

"Yes, it" Yan ... (to say). "It ... (to be) my present. ... you ... (to like) it?"

"Yes, I And I ... (to have) got a new dragon. It ... (to be) my granny's present."

"... your granny always give presents to you?" Yan ... (to ask).

"Yes, she I always ... (to write) her a card on her birthday."



7. Speak English. / Спілкуйся англійською.

Скажи, коли в Україні святкують День матері, як ти вітаєш свою матусю / бабусю, що ти даруєш, як цей день святкують у твоїй школі.

¹ by yourself – власноручно.



1. Look and say. / Подивись і скажи.

Whom do you see in the picture?

Where are the people?

What do they do together?

What do they wear?



2. Work in pairs. Ask and answer. /

Працюйте в парах. Запитайте і дайте відповіді.

Do you always...?

Do you sometimes...?

What do you do with your father / your mother?

Урок 7. День тата



3. Listen and read. / Послухай і прочитай.

Father's Day comes on the third Sunday in June. It's a day for fathers and grandfathers.

Many people in the USA and Canada celebrate it.

Children thank their fathers and give them presents or greeting cards.

They say, "Happy Father's Day!"



4. Choose and say. / Вибери і скажи.

1. Father's Day comes in
☐ spring ☐ summer ☐ autumn
2. People celebrate it on
☐ Friday ☐ Saturday ☐ Sunday
3. Children give their fathers
☐ flowers ☐ greeting cards ☐ sweets
4. We celebrate this holiday in Ukraine.
☐ Yes, we do. ☐ No, we don't.



5. Write. / Напиши.

Встав у речення слова, подані в дужках.

1. We build sandcastles with my dad. (sometimes)
2. We go fishing. (every Sunday)
3. We make a snowman in winter. (always)
4. We are sad. (never)



6. Speak English. / Спілкуйся англійською.

Скажи, коли в США святкують День тата, чи святкують цей день в Україні, як можна привітати тата із цим днем.

Nn Oo Pp Qq Rr Ss Tt Uu Vv Ww Xx Yy Zz

6

unt

Lesson 8. At the School Party

**1. Listen and say. / Послухай і скажи.**

What's this? – It's a hat. What colour is it? – It's green.

**2. Work in pairs. Ask and answer. /**

Працуйте в парах. Запитайте і дайте відповіді.

A: Hello! What's your name?

B: Julia. What's your name?

A: Helen. Do you want a **sweet**?

B: Thanks.

A: Do you want to play **hopscotch**?

B: I don't know how to play.

A: It's easy. I can show you.

B: OK. Let's go!

**3. Work in pairs. Act out. / Працуйте в парах.**

Розіграйте в ролях.

Використайте діалог вправи 2 та подані запитання.

Do you want ... (a cake / an orange / a banana)?

Do you want to play ... (hide-and-seek / a computer game / with a doll)?

6

Unit

Aa Bb Cc Dd Ee Ff Gg Hh Ii Jj Kk Ll Mm

Урок 8. На шкільному святі



4. Write. / Напиши.

Ти знайомишся з новим другом / новою подругою на шкільному святі. Напиши запитання, які ти можеш задати йому / їй.

What's ...? Have you got...? Do you like...? Where...? Can you...?



5. Look, make and say. / Подивись, зроби і скажи.

Make a holiday card and greet your family.

Happy Mother's Day! / Happy Father's Day!



6. Speak English. / Спілкуйся англійською.

Скажи, яке твоє улюблене свято і як ти зазвичай його святкуєш.

Nn Oo Pp Qq Rr Ss Tt Uu Vv Ww Xx Yy Zz

6

Unit



1. Find and say. / Знайди і скажи.

What presents do they have for their birthday?

Whose football is it? – It's Tom's.

Whose ... is it ...? – It's ...



ietnkt	toorb	OLGE tes	bootfla	oty eigrt	upypp
--------	-------	----------	---------	-----------	-------



2. Match the questions and the answers. /

З'єднай запитання та відповіді.

- | | |
|--|----------------------------------|
| 1. Can you invite your guests home? | A Yes, we have. |
| 2. What holiday do we celebrate in spring? | B It's in August. |
| 3. Do you get many presents for your birthday? | C Yes, I can. |
| 4. When can we honour our mothers? | D New Year and Christmas. |
| 5. When is your birthday? | E Yes, I do. |
| 6. Do you often go to parties? | F No, I don't. |
| 7. Have we got a holiday for fathers? | G On Mother's Day. |
| 8. What holidays do we celebrate in winter? | H Easter. |



3. Write sentences. / Напиши речення.

- parties / Children / like / .
- a New Year Day / They / celebrate / and / birthdays / .

6

Unit

Aa Bb Cc Dd Ee Ff Gg Hh Ii Jj Kk Ll Mm

Урок 9. Повторення граматики

3. They / dance / sing / usually / and / the / parties / at / .
4. are / They / happy / .
5. Day / writes / He / his / postcard / for / a / on / Father's / father / .
6. parties / you / Do / like / family / ?



4. Write questions. / Напиши запитання.

1. ...? – Yes, we do. We usually celebrate my birthday.
2. ...? – Yes, I do. I usually write a postcard on my Granny's birthday.
3. ...? – No, I don't. I don't buy presents. I usually make presents.
4. ...? – Yes, she does. She usually bakes a cake for a family party.
5. ...? – No, I don't. I usually open the presents after the party.
6. ...? – Yes, he does. My brother usually congratulates me on my birthday.



5. Complete and match. Write. / Доповни і з'єднай. Напиши.

el_v_n
t_el_e
th_rt_n
f_rt_en
f_fte_n

si_t_n
e_g_teen
n_n_te_n
tw_nt_



6. Speak English. / Спілкуйся англійською.

Запитай свого друга / подругу, як він / вона проводить свій час із батьками.

6

unt

Nn Oo Pp Qq Rr Ss Tt Uu Vv Ww Xx Yy Zz



1. Listen and match. Act out. /

Послухайте і з'єднайте. Розіграйте в ролях.



A

1. – Hi, Jane! This is Ann speaking.
- When does your party start?
- At five o'clock.
- OK. See you then.



B

2. – What's this?
- It's a new toy for my brother.
- Is it a robot?
- No, it isn't. It's a lorry.




2. Work in pairs. Ask and answer. /

Працюйте в парах. Запитайте і дайте відповіді.

Talk about people's appearance and clothes.

What has Jane got on? – She has got a white blouse and a red skirt on.

What is Julia like? – She is pretty. She is tall. She has got long fair hair. She has got a pink dress on.



6

Unit

Aa Bb Cc Dd Ee Ff Gg Hh Ii Jj Kk Ll Mm

Урок 10. Перевір себе!



3. Find and say. Write. / Знайди і скажи. Напиши.



1

basket
ball
balloon

3



star
snake
snow

5



card
clown
crown

2



play
present
pet

4



sweet
sheep
smile

6



cake
melon
pear



4. Complete and say. / Доповни і скажи.

1. In Ukraine Christmas comes
2. In Great Britain New Year comes
3. In Ukraine New Year comes
4. St. Valentine's Day comes
5. Easter comes
6. In Ukraine Independence Day comes
7. Mother's Day
8. Father's Day



5. Listen and read. / Послухай і прочитай.

John sees a jar. It is a jam jar.
John sees jelly beans in the jar.
He gives some jelly beans to Jane.
Jane smiles, "Thank you, John."



6. Choose and say. / Вибери і скажи.

1. What does John see?
☐ a toy ☐ a jar ☐ a pet
2. What does John see in the jar?
☐ sweets ☐ water ☐ jam
3. Does he give jelly beans to Jane? ☐ Yes. ☐ No.



7. Speak English. / Спілкуйся англійською.

Запитай свого друга / подругу, як він / вона святкує зимові свята.

6

unt

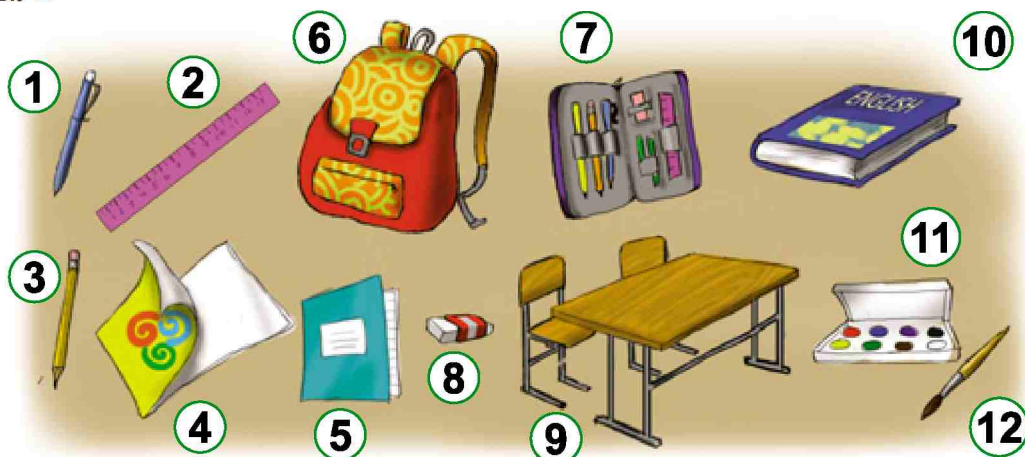
Nn Oo Pp Qq Rr Ss Tt Uu Vv Ww Xx Yy Zz

Unit 7. I Am at School

Розділ 7. Я – в школі



1. Listen and repeat. Say. / Послухай і повтори. Скажи.



Number 1 is a pen.

- | | | |
|-----------------------------------|-----------------------------------|---|
| <input type="checkbox"/> a pen | <input type="checkbox"/> a bag | <input type="checkbox"/> a pencil-case |
| <input type="checkbox"/> a pencil | <input type="checkbox"/> a desk | <input type="checkbox"/> an exercise-book |
| <input type="checkbox"/> a ruler | <input type="checkbox"/> an album | <input type="checkbox"/> a textbook |
| <input type="checkbox"/> a rubber | <input type="checkbox"/> paints | <input type="checkbox"/> a brush |



2. Work in pairs. Ask and answer. /

Працюйте в парах. Запитайте і дайте відповіді.

Запитай свого друга / свою подругу, які шкільні предмети він / вона має і якого вони кольору.

Have you got...? What colour is it?



Unit
Aa Bb Cc Dd Ee Ff Gg Hh Ii Jj Kk Ll Mm

Lesson 1. My School Things

Урок 1. Моє шкільне приладдя

"Time for Fun" / «Час розваг»



3. Listen and sing. / Послухай і заспівай.

I Like School

I like school
I like going every day to school
I like school

There's a bag in my hand
A book is in the bag
And an exercise-book
And a ruler and a pen
And a pencil case

I like school

...



4. Listen and read. / Послухай і прочитай.

cube	zoo	blue	new
June	goose	glue	dew
cute	school	cue	stew
Sue	noon	due	few

The new school is too cool. Meg is cute, but she is too rude.



5. Write. / Напиши.

Запиши слова вправи 1, стор. 124 за алфавітом.



6. Speak English. / Спілкуйся англійською.

Скажи, які речі ти маєш у своєму портфелі і якого вони кольору.

I've got It's

Nn Oo Pp Qq Rr Ss Tt Uu Vv Ww Xx Yy Zz

7

Unit

Lesson 2. Can You Give Me a Pen?



1. Listen, point and spell. / Послухай, покажи і назви літери в словах по порядку.



a picture

a marker

a pencil-sharpener


a file

a stapler



2. Look and say. / Подивись і скажи.

How many pens have you got? – I've got five pens.



3. Listen and read. / Послухай і прочитай.

- Look, Ann! This is our new classroom.
- I like it. Where is my desk?

- It's in front of the teacher's table. It's next to my desk.



Aa Bb Cc Dd Ee Ff Gg Hh Ii Jj Kk Ll Mm

Урок 2. Чи ти можеш дати мені ручку?

Do you know the answers?

Yes, I do. But I haven't got a pen.
Can you give me a pen, please?

Here it is.

Thank you, Ann.



4. Read and say Yes or No. / Прочитай і скажи Так чи Ні.

1. Ann and Dan are in the new classroom.
2. Ann's desk is in front of Dan's desk.
3. Dan asks Ann to give him a pencil.
4. Ann asks Dan to give her a pen.
5. Dan is polite.

Yes.

No.



5. Work in pairs. Ask and answer. /

Працюйте в парах. Запитайте і дайте відповіді.

Попроси у друга / подруги один зі шкільних предметів.
Подякуй за послугу.

A: Can you give me a pencil-sharpener? / Give me a pen, please.

B: Here it is. / Here you are.

A: Thank you.



6. Speak English. / Спілкуйся англійською.

Скажи, які речі ти маєш у своєму портфелі, якого вони кольору і скільки їх.

7

Nn Oo Pp Qq Rr Ss Tt Uu Vv Ww Xx Yy Zz


Unit

Lesson 3. What's Your Bag Like?



1. Listen and repeat. Say. / Послухай і повтори. Скажи.

My ruler is long.



long /
short



big /
small



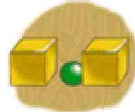
new /
old



thin /
thick



next to



between



2. Work in pairs. Ask and answer. /

Працюйте в парах. Запитайте і дайте відповіді.

What's your bag like? – It's new.

What's your pencil like? – It's thick.

Is it long? – Yes, it is.



3. Look and say. / Подивись і скажи.

I see seven books on the teacher's table. A red bag is on the floor. It is next to the desk. A yellow pencil-sharpener is between a pen and a rubber.



7

Unit Aa Bb Cc Dd Ee Ff Gg Hh Ii Jj Kk Ll Mm

Урок 3. Який у тебе портфель?



4. Match and say. / З'єднай і скажи.

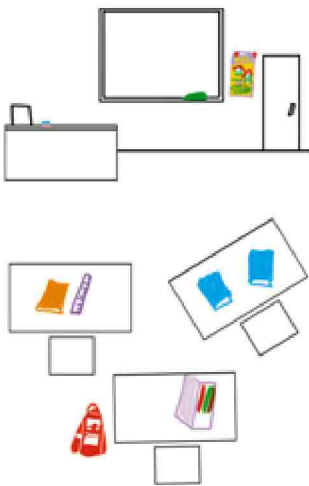
- | | |
|-----------------------------------|-----------------------|
| 1. How many books can you see? | A A bag and two |
| 2. How many pencils do you see? | exercise-books. |
| 3. What's on the teacher's table? | B A pencil-sharpener, |
| 4. Where are the exercise-books? | a rubber and a file. |
| 5. What's on the desk A? | C Textbooks. |
| 6. What's on the desk B? | D Seven. |
| | E On the desk. |
| | F Five. |



5. Play a game. Say and draw. /

Пограйте у гру. Скажіть і намалюйте.

Замініть слова, виділені курсивом, іншими.



- Two *blue* exercise-books are on the desk.
- Three *markers* are in the pencil case. They are *red, green and brown*.
- A *rubber* is on the teacher's table. It is *pink and blue*.
- A bag is *on the floor, next to the desk*. It is *red and white*.
- A *duster* is at the blackboard. It is *green*.
- A *poster* is on the wall, to the left of the door.



6. Speak in class. / Спілкуйся в класі.

Опиши малюнок, який ти / твій друг отримав, виконуючи вправу 5.



7. Speak English. / Спілкуйся англійською.

Опиши речі, якими ти користуєшся на уроках.

Nn Oo Pp Qq Rr Ss Tt Uu Vv Ww Xx Yy Zz

7

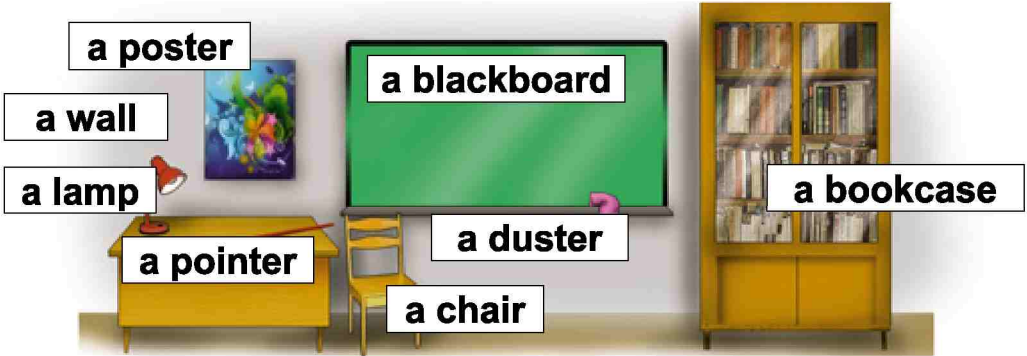
unt

Lesson 4. This Is My Classroom



1. Listen and repeat. Say. / Послухай і повтори. Скажи.

We've got a blackboard in the classroom. It is green. It is big. It is on the wall.



2. Work in pairs. Ask and answer. / Працюйте в парах. Запитайте і дайте відповіді.

Розпитайте один одного про предмети у вашому кабінеті англійської мови.

Where are the books? – They are in the bookcase.



3. Look and say. Correct the sentences. / Подивись і скажи. Виправ речення.

It's a book. – It isn't a book. It's an exercise book.



1. It's a book. 2. They're lamps. 3. They're posters. 4. It's a pen. 5. They're chairs. 6. It's a blackboard. 7. They're old. 8. It's brown.

Урок 4. Це – моя класна кімната



4. Listen and repeat. / Послухайте і повторіть.

A: Hi, Jane! Come into my classroom.

B: Wow! It's large.

A: Yes, it is. We've got *fifteen* desks and a *teacher's table*. My desk is *at the window*. It is *in front of the teacher's table*.

B: What have you got *in the bookcase*?

A: My teacher keeps her *books* there. And we keep *our board games*.

B: And what's that?

A: Let's have a look. This is a poster about *our school trip*.



5. Work in pairs. Act out. / Працюйте в парах. Розіграйте в ролях.

Замініть слова, виділені курсивом, у діалозі вправи 4 іншими.



6. Look and say. / Подивись і озвуч.

black
slip
block
class

slow
clip
flock
sleep

flat
clean
glide
plant

clap
float
plane
Blake

click
glow
flow
slip



7. Speak English. / Спілкуйся англійською.

Скажи, які меблі є у твоєму класі й де вони знаходяться.

Nn Oo Pp Qq Rr Ss Tt Uu Vv Ww Xx Yy Zz

7

Unit



1. Look and say. / Подивись і скажи.

What do they wear to school?



a uniform – шкільна форма;

a school emblem – шкільна емблема



2. Work in pairs. Ask and answer. /

Працюйте в парах. Запитайте і дайте відповіді.

There is a new girl in your school. What questions you may ask her. Make a list and act out.

What's ...? Have you got...? Do you like...? Where...?

"Time for Fun" / «Час розваг»



3. Listen and repeat. Say. / Послухай і повтори. Скажи.

Twenty Froggies

Twenty froggies go to school
Down beside a rushing pool
Twenty little coats of green,
Twenty vests all white and clean.

"We must be in time," they say.
"First we study, then we play;
That is how we keep the rule
When we froggies go to school."

After George Cooper



Урок 5. Мої однокласники



4. Listen and read. / Послухай і прочитай.

Pat and Peter are in the same class.
They are good pupils and good friends.
Look at Pat! She has got a white blouse, a blue skirt and a blue blazer on. Her shoes are black.
Look at Peter! He has got a blue uniform on. His shirt is blue. His jacket is blue. His trousers and shoes are black.



5. Choose and say. / Вибери і скажи.

1. Are Pat and Peter in the same school?
☐ Yes, they are. ☐ No, we aren't. ☐ No, they aren't.
2. Do the children wear a school uniform?
☐ Yes, they do. ☐ No, they don't. ☐ Yes, we do.
3. Are the children good pupils?
☐ Yes, they are. ☐ No, they aren't. ☐ No, we aren't.



6. Write. / Напиши.

Напиши запитання до малюнка та дай відповіді на них.

1. A red pencil is under the rubber.
2. A blue exercise-book is between a red book and a purple book.
3. A pencil-sharpener is next to the pencil.
4. A ruler is yellow.



7. Speak English. / Спілкуйся англійською.

Познайомтесь із новим однокласником / новою однокласницею. Запитай його / її про шкільні предмети та чи подобається йому / їй твій клас.

7

Unit

Nn Oo Pp Qq Rr Ss Tt Uu Vv Ww Xx Yy Zz



1. Listen and repeat. Say. / Послухай і повтори. Скажи.

Can you learn English like this? – Yes, I can. / No, I can't.



to listen to English



to speak English



to read English



to write English



to sing in English



**to play games
in English**



2. Work in pairs. Ask and answer. /

Працюйте в парах. Запитайте і дайте відповіді.

A: Excuse me, do you speak English?

B: Just a little.

A: What does ... mean?

B: It means ...

A: And what does ... mean?

B: I think the English word is ...



Урок 6. На уроках



3. Complete the dialogue. Act out. / Доповніть діалоги. Розіграйте в ролях.

A: Hello, Dan!

B: Good morning, Miss Alison!

A: What's that, Dan? A book?

B: No, it's a computer. Look!

A: Hi, ...!

B: Hello, ...! What'... that?

A: ... (an iPod)?

B: No, ...'s



an iPod /
a mobile phone



a pencil-case /
a box



an exercise-book
/ an album



4. Write. / Напиши.

How many school words can you find?

bookcase book rubber wall exercise book pencil pen stapler marker
duster pencil case pencil sharpener computer teacher picture re-
poster pupils school bag lesson uniforms school shirt ruler



5. Look and read. / Подивись і прочитай.

crab

drum

free

train

track

press

drop

Brian

green

frog

prize

trap

drive

grass

drill

trick

friend

crane

frost

Grace



6. Speak English. / Спілкуйся англійською.

Розкажи, що ти робиш на уроках у школі.

Nn Oo Pp Qq Rr Ss Tt Uu Vv Ww Xx Yy Zz

7

Unit



1. Look, match and say. / Подивись, з'єднай і скажи.

On Sundays, I can ... / After classes I can ...

to learn a poem

to draw a picture

to take photos

to go in for sport

to listen to a CD

to watch a DVD

to do the crossword puzzle

to tell my friend a story



2. Work in pairs. Ask and answer. /

Працюйте в парах. Запитайте і дайте відповіді.



1. Where are the children? 2. What do they celebrate?

3. What do they wear? 4. Who dances? 5. Who sings?

6. Who eats ice cream? 7. What does the dog do?

7

Aa Bb Cc Dd Ee Ff Gg Hh Ii Jj Kk Ll Mm

Урок 7. Після уроків

“ Let’s Exercise ” / «Фізкультхвилинка»



3. Listen and do. Послухай і виконай.

Clap Your Hands

Clap your hands, clap your hands,
Clap, clap, clap
Clap just like me.
Touch your shoulders (x 2)



...
Snap your fingers (x 2)



...
Tap your knees (x 2)

...



4. Choose and say. Write about a boy or a girl. / Вибери і скажи. Напиши про хлопчика чи дівчинку.

Queena *have got* / *has got* a cousin brother. His name is Quinn. Queena and Quinn *have got* / *has got* hobbies. Queena *like* / *likes* quizzes. She can *answer* / *answers* questions very well. Quinn *don't* / *doesn't* like school. He likes to *go* / *goes* fishing. Quinn *have got* / *has got* a fish pet. Its name is Quick. It *live* / *lives* in the aquarium.



5. Speak English. / Спілкуйся англійською.

Розкажи, що ти робиш у вільний від уроків час.



7

Nn Oo Pp Qq Rr Ss Tt Uu Vv Ww Xx Yy Zz

Unit



1. Look and say. / Подивись і скажи.

What season is it? What do the children usually do?



to play com-
puter games



to play
badminton



to play table
tennis



to play
football



to play
the guitar



to ride a
bike



to play on
the beach



to play
the piano



2. Work in pairs. Ask and answer. /

Працюйте в парах. Запитайте і дайте відповіді.

What can you do in summer? – I can ...

Do you ... in winter? – Yes, I do. / No, I don't.

Does your brother ... in spring? – Yes, he does. / No, he doesn't.



3. Complete and say. / Доповни і скажи.

ride	school	fun	computer	friends	football
------	--------	-----	----------	---------	----------

My name is ... I go to school.

I am a pupil.

I have ... holidays in autumn, winter,
spring and summer.

In winter I play ... games.

In spring I ... a bike.



Урок 8. На канікулах!

In summer I swim and play with my
In autumn I play I like my holidays.
They are great



“Time for Fun” / «Час розваг»



4. Work in groups of four. Look, make and say. /
Працюйте в групах по чотири. Подивіться,
зробіть і скажіть.

Each pupil in a group chooses one season of the year and makes a card. Write four action cards for each season.

Example. Winter: *ski, sledge...*

Action Cards Game



5. Play a game. / Пограйте у гру.

Put the action cards in a pile. Pick up a card and ask:
Who can ...? When can you ... ?

Answer the questions. Write what you can remember.
Ann can ride a bike and play badminton in spring.



6. Speak English. / Спілкуйся англійською.

Розкажи, що ти зазвичай робиш під час шкільних канікул.

Nn Oo Pp Qq Rr Ss Tt Uu Vv Ww Xx Yy Zz

7


unt



1. Look and say. / Подивись і скажи.

Whose things are these?

This is Peter's book.



2. Work in pairs. Ask and answer. /

Працюйте в парах. Запитайте і дайте відповіді.

Write 10 of your favourite English words. Ask and answer about the words.

What does ... mean? – It means

What's the English for «книжка»?

How do you say «зошит» in English?



3. Write short answers. / Напиши короткі відповіді.

1. Are you a pupil? – ..., 2. Is this your pencil case? –

..., 3. Can you speak English very well? – ...,

4. Have you got good paints? – ..., 5. Do you like to

learn English poems? – ..., 6. Does your friend like his / her school? – ...,

Урок 9. Повторення граматики



4. Look, complete and say. / Подивись, доповни і скажи.

Draw

Listen

Write

Speak

Read

Look



1

... English, please!



2

... at the poster!



3

... the text!



4

... to the CD, Kim!



5

... a letter!



6

... a house!



5. Write. / Напиши.

Встав пропущені прийменники.

in

under

above

below

to

1. Dan has got five books ... his bag. 2. What's the temperature in your classroom? – It's eighteen degrees ... zero. It's warm. 3. We go ... school five days a week. 4. It's twelve degrees ... zero. Let's play snowballs! 5. I see two markers ... the desk.

on

between

next to

at

6. Put your pen ... a book and an exercise book. 7. Look at the pictures on the classroom wall! My picture is ... Sue's. 8. Look! Your green file is ... the teacher's table. 9. They usually have a very good time ... school.



6. Speak English. / Спілкуйся англійською.

Розкажи про своє шкільне життя: в якій школі ти навчаєшся; що є у твоїй класній кімнаті; хто твої друзі та як ви проводите час разом.

7

Unit

Nn Oo Pp Qq Rr Ss Tt Uu Vv Ww Xx Yy Zz



1. Listen, read and choose. / Послухай, прочитай і вибери.

- | | |
|---|---|
| <p>1. – I say, Mary, our teacher can't see it when it's here.
 – Let's put this poster in front of her table.
 – Oh, no. Let's put it on the wall between the windows.
 – OK.</p> | <p>2. – I think school is boring.
 – No, it isn't. I have got many friends. We can have fun together.
 – I don't like school lessons. And I don't like homework.
 – Don't you? I like my teacher. She is so kind.
 – My teacher is nice, too.</p> |
| <p>1. What do they put on the wall?
 <input type="checkbox"/> A a poster
 <input type="checkbox"/> B a teacher's photo
 <input type="checkbox"/> C a postcard</p> | <p>2. What do they like most about their school?
 <input type="checkbox"/> A classrooms
 <input type="checkbox"/> B teachers
 <input type="checkbox"/> C lessons</p> |



2. Look and say. / Подивись і скажи.

Yes.

No.

1. Jack is tall and slim. 2. Sue has got long dark hair. 3. Sue and Polly are slim. 4. The boys are handsome. 5. Peter has got fair hair. 6. The girls are pretty.



Урок 10. Перевір себе!



3. Listen and read. / Послухай і прочитай.

Ted goes to a new school.
Mr Tame is his teacher. He teaches Ted Computing.

Ted has got Computing lessons on Tuesdays and Thursdays. He can read, write, draw and count on the computer. On Sundays he can play computer games.

Ted says, "My computer is a good friend. We can play and work together."



4. Choose and say. / Вибери і скажи.

- The story is about
☐ a teacher ☐ a pupil ☐ a lesson
- Taras has got ... Computing lessons a week.
☐ two ☐ three ☐ four
- The computer is Ted's
☐ present ☐ friend ☐ toy



5. Find and say. / Знайди і скажи.

Знайди в тексті слова з літерою **Tt** та назви літери в них по порядку. Склади з ними 3–4 речення.

computer – I play on my computer every day.



6. Speak English. / Спілкуйся англійською.

Розпитай свого нового друга / подругу про його / її шкільне життя.

Where ...? What ...? Do you ...? When ...? Who ...?
Why ...? How ...?

Nn Oo Pp Qq Rr Ss Tt Uu Vv Ww Xx Yy Zz

7

Unit

n = noun

v = verb

adj = adjective

prep = preposition

adv = adverb

pron = pronoun

num = number

Aa

about <i>prep</i>	/ə'baʊt/	про
aerobics	/eə'reʊbɪks/	аеробіка
afternoon <i>n</i>	/,ɑ:ftə'nu:n/	полудень
album <i>n</i>	/'ælbəm/	альбом
alphabet <i>n</i>	/'ælfəbet/	алфавіт
always <i>pron</i>	/'ɔ:lweɪz/	завжди
am <i>v</i>	/m; əm; æm/	є (форма дієслова для однини)
angry <i>adj</i>	/'æŋɡri/	сердитий
animal <i>n</i>	/'ænɪməl/	тварина
answer <i>n + v</i>	/'ɑ:nsə/	відповідь, відповідати
apple <i>n</i>	/'æpəl/	яблуко
April <i>n</i>	/'eɪprəl/	квітень
aquarium <i>n</i>	/ə'kwɛəriəm/	акваріум
are <i>v</i>	/ər; ɑ:r/	є (для множини)
arm <i>n</i>	/ɑ:m/	рука (від кисті до плеча)
ask <i>v</i>	/ɑ:sk/	запитувати
August <i>n</i>	/'ɔ:gəst/	серпень

Bb

badminton <i>n</i>	/'bædmɪntən/	бадмінтон
bag <i>n</i>	/bæg/	портфель, сумка

Vocabulary List

bake <i>v</i>	/beɪk/	пекти
balloon <i>n</i>	/bə'lu:n/	повітряна кулька
banana <i>n</i>	/bə'nɑ:nə/	банан
basket <i>n</i>	/'bɑ:skɪt/	кошик
basketball <i>n</i>	/'bɑ:skɪtbɔ:l/	баскетбол
be <i>v</i>	/bi/	бути
beach <i>n</i>	/bi:tʃ/	берег
bear <i>n</i>	/beə/	ведмідь
beautiful <i>adj</i>	/'bjʊ:tɪfəl/	гарний
behind <i>prep</i>	/br'hænd/	позаду
below <i>prep</i>	/br'ləʊ/	нижче
between <i>prep</i>	/br'twi:n/	між
big <i>adj</i>	/bɪg/	великий
bike <i>n</i>	/baɪk/	велосипед
birthday <i>n</i>	/'bɜ:θdeɪ/	день народження
black <i>adj</i>	/blæk/	чорний
blouse <i>n</i>	/blaʊz/	блузка
blue <i>adj</i>	/blu:/	синій
board <i>n</i>	/bɔ:d/	дошка (класна)
boat <i>n</i>	/bəʊt/	човен
body <i>n</i>	/'bɒdɪ/	тіло
book <i>n</i>	/bʊk/	книжка
bookcase <i>n</i>	/'bʊkkeɪs/	книжкова шафа
boots <i>n</i>	/bu:ts/	чоботи
boring <i>adj</i>	/'bɔ:rɪŋ/	нудний
box <i>n</i>	/bɒks/	коробка
boy <i>n</i>	/bɔɪ/	хлопчик
breakfast <i>n</i>	/'brekfəst/	сніданок
brother <i>n</i>	/'brʌðə/	брат
brown <i>adj</i>	/braʊn/	коричневий
but <i>conj</i>	/bət/	але
buy <i>v</i>	/baɪ/	купувати
Bye (-bye)!	/baɪ/	До побачення!

Cc

cabbage <i>n</i>	/ˈkæbɪdʒ/	капуста
cage <i>n</i>	/ˈkeɪdʒ/	клітка (для тварин)
cake <i>n</i>	/keɪk/	торт
camel <i>n</i>	/ˈkæməl/	верблюд
can <i>v</i>	/kən/	могти
card <i>n</i>	/kɑːd/	листівка, картка
carrot <i>n</i>	/ˈkærət/	морква
catch <i>v</i>	/kætʃ/	ловити
celebrate <i>v</i>	/ˈselˌɪbreɪt/	святкувати
chair <i>n</i>	/tʃeə/	стілець
chicken <i>n</i>	/ˈtʃɪkɪn/	курка
child/children <i>n</i>	/tʃaɪld/ /tʃɪldrən/	дитина/діти
chilly <i>adj</i>	/ˈtʃɪli/	прохолодний
choose <i>v</i>	/tʃuːz/	вибирати
Christmas <i>n</i>	/ˈkrɪsməs/	Різдво
class <i>n</i>	/klɑːs/	клас
classroom <i>n</i>	/klɑːsrʊm/	класна кімната
clean <i>adj + v</i>	/kliːn/	чистий
clever <i>adj</i>	/ˈklevə/	розумний
clothes <i>n</i>	/kləʊðz/	одяг
cloudy <i>adj</i>	/ˈklaʊdi/	хмарний
clown <i>n</i>	/klaʊn/	клоун
coast <i>n</i>	/kəʊst/	узбережжя
cold <i>adj</i>	/kəʊld/	холодний
come <i>v</i>	/kʌm/	приходити
complete <i>v</i>	/kəmˈpliːt/	доповнювати
congratulate <i>v</i>	/kənˈgrætʃʊleɪt/	привітати, вітати
computer <i>n</i>	/ˈkəmˈjuːtə/	комп'ютер
cook <i>v</i>	/kʊk/	готувати їсти
corn <i>n</i>	/kɔːn/	зерно
cousin <i>n</i>	/ˈkʌzən/	двоюрідний брат/ сестра
cow <i>n</i>	/kaʊ/	корова

Vocabulary List

crab <i>n</i>	/kræb/	краб
crocodile <i>n</i>	/'krɒkədail/	крокодил
crown <i>n</i>	/'kraʊn/	корона
cry <i>v</i>	/'krai/	плакати
curly <i>adj</i>	/'kɜ:li/	кучерявий

Dd

dad (dy) <i>n</i>	/dæd/	татусь
dark <i>adj</i>	/dɑ:k/	темний
day <i>n</i>	/deɪ/	день
desert <i>n</i>	/'dezət/	пустеля
desk <i>n</i>	/desk/	парта
dirty <i>adj</i>	/'dɜ:ti/	брудний
do <i>v</i>	/'du:/	робити
door <i>n</i>	/dɔ:/	двері
draw <i>v</i>	/drɔ:/	малювати
drawing <i>n</i>	/'drɔ:ɪŋ/	малюнок
dress <i>n</i>	/dres/	сукня
drink <i>n + v</i>	/drɪŋk/	напій, пити
drive <i>v</i>	/draɪv/	водити автомобіль
duck <i>n</i>	/dʌk/	качка
duster <i>n</i>	/'dʌstə/	ганчірка

Ee

Easter <i>n</i>	/'i:stə/	Великдень
ear <i>n</i>	/ɪə/	вухо
eight <i>num</i>	/eɪt/	вісім
eighteen <i>num</i>	/eɪ'ti:n/	вісімнадцять
elephant <i>n</i>	/'elɪfənt/	слон
eleven <i>num</i>	/'ɪlevən/	одинадцять
English <i>n + adj</i>	/'ɪŋɡlɪʃ/	англійська мова, англійський

enjoy <i>v</i>	/ɪn'dʒɔɪ/	любити, насолоджуватися
eraser <i>n</i>	/ɪ'reɪzə/	гумка
evening <i>n</i>	/iːvniŋ/	вечір
example <i>n</i>	/ɪg'zɑ:mpəl/	приклад
exercise <i>n</i>	/i'eksəsaɪz/	вправа
eye <i>n</i>	/aɪ/	око

Ff

face <i>n</i>	/feɪs/	обличчя
family <i>n</i>	/fæməli/	сім'я, родина
fat <i>adj</i>	/fæt/	товстий, повний
father <i>n</i>	/fɑ:ðə/	тато
favourite <i>adj</i>	/f'eɪvərɪt/	улюблений
fifteen <i>num</i>	/fɪf'ti:n/	п'ятнадцять
find <i>v</i>	/faɪnd/	знаходити
fish (<i>s + pl</i>) <i>n</i>	/fɪʃ/	риба
five <i>num</i>	/faɪv/	п'ять
floor <i>n</i>	/flɔ:/	підлога
flower <i>n</i>	/flaʊə/	квітка
fly <i>v</i>	/flaɪ/	літати
food <i>n</i>	/fu:d/	їжа
foot / feet <i>n</i>	/fʊt/ /fi:t/	ступня/ступні
football <i>n</i> (US soccer)	/fʊtbɔ:l/	футбол
four <i>num</i>	/fɔ:/	чотири
fourteen <i>num</i>	/fɔ:'ti:n/	чотирнадцять
fox <i>n</i>	/fɒks/	лисиця
friend <i>n</i>	/frend/	товариш, друг, подруга
frosty <i>adj</i>	/f'rɒstɪ/	морозний
from <i>prep</i>	/frəm/	з
fruit <i>n</i>	/fru:t/	фрукт
funny <i>adj</i>	/fʌni/	кумедний

Vocabulary List

Gg

game <i>n</i>	/ɡeɪm/	гра
garden <i>n</i>	/'ɡɑːdn/	сад
get <i>v</i>	/ɡet/	отримувати
giraffe <i>n</i>	/dʒɪ'raːf/	жираф
girl <i>n</i>	/ɡɜːl/	дівчинка
give <i>v</i>	/ɡɪv/	давати
go <i>v</i>	/ɡəʊ/	ходити, іти
goat <i>n</i>	/ɡəʊt/	коза
good <i>adj</i>	/ɡʊd/	хороший
Goodbye!	/'ɡʊd,bai/	До побачення!
goose (geese)	/ɡuːs/ /ɡɪːz/	гусак (гуси)
grandfather <i>n</i>	/'grænd'fɑːðə/	дідусь
grandma <i>n</i>	/'græn,mɑː/	бабуся
grandmother <i>n</i>	/'græn,mʌðə/	бабуся
grandpa <i>n</i>	/'græn,pɑː/	дідусь
grape <i>n</i>	/ɡreɪp/	виноград
green <i>adj</i>	/ɡriːn/	зелений
grey (or gray) <i>adj</i>	/ɡreɪ/	сірий
guest <i>n</i>	/ɡest/	гість, гостя
guinea-pig <i>n</i>	/'ɡɪni,pɪɡ/	морська свинка

Hh

hair <i>n</i>	/heə/	волосся
hamster <i>n</i>	/'hæmstə/	хом'як
hand <i>n</i>	/hænd/	рука (кисть)
handbag <i>n</i>	/'hændbæg/	сумка (жіноча)
handsome <i>adj</i>	/'hænsəm/	статний
happy <i>adj</i>	/'hæpi/	щасливий
have (got) <i>v</i>	/v, əv, hæv/	мати
he <i>pron</i>	/hi/	він
head <i>n</i>	/hed/	голова
hear <i>v</i>	/hiə/	чути

hello <i>excl</i>	/hə'ləʊ/	привіт (вітання)
hen <i>n</i>	/hen/	курка
her <i>pron + poss adj</i>	/hə/	її
here <i>adv</i>	/hɪə/	тут
hide-and-seek	/ˈhaɪdən,sɪ:k/	піжмурки
him <i>pron</i>	/hɪm/	йому
hippo <i>n</i>	/ˈhɪpəʊ/	гіпопотам
his <i>pron + poss adj</i>	/hɪz/	його
hockey <i>n</i>	/ˈhɒki/	хокей
hold <i>v</i>	/həʊld/	тримати
hopscotch <i>n</i>	/ˈhɒpskɒtʃ/	гра в «класики»
horse <i>n</i>	/hɔ:s/	кінь
hot <i>adj</i>	/hɒt/	жаркий
house <i>n</i>	/haʊs/	будинок
how	/haʊ/	як
How many?	/ˈhaʊ ˈmeni/	Скільки?
How old?	/ˈhaʊ ˈəʊld/	Скільки ... (років)?
hungry <i>adj</i>	/ˈhʌŋɡri/	голодний

Ii

I <i>pron</i>	/aɪ/	я
ice cream <i>n</i>	/aɪs/	морозиво
Independence Day		День незалежності
interesting <i>adj</i>	/ˈɪntrəstɪŋ/	цікавий
in front of <i>prep</i>	/frʌnt/	перед
invite <i>v</i>	/ɪnˈvaɪt/	запрошувати
is <i>v</i>	/əz/	є (для 3 ос. одн.)
it <i>pron</i>	/ɪt/	воно
its <i>pron + poss adj</i>	/ɪts/	його

Jj

jacket <i>n</i>	/ˈdʒækɪt/	піджак
jeans <i>n</i>	/dʒi:nz/	джинси

Vocabulary List

jellyfish <i>n</i>	<i>/ˈdʒelɪfɪʃ/</i>	медуза
juice <i>n</i>	<i>/dʒuːs/</i>	сік
jump <i>v</i>	<i>/dʒʌmp/</i>	стрибати
jungle <i>n</i>	<i>/dʒʌŋɡəl/</i>	джунглі

Kk

kind <i>adj</i>	<i>/kaɪnd/</i>	добрий
kite <i>n</i>	<i>/kaɪt/</i>	паперовий змій
kitten <i>n</i>	<i>/'kɪtən/</i>	кошеня
know <i>v</i>	<i>/nəʊ/</i>	знати

Ll

lamb <i>n</i>	<i>/læm/</i>	ягня
lamp <i>n</i>	<i>/læmp/</i>	лампа
learn <i>v</i>	<i>/lɜːn/</i>	вивчати, вчити
left <i>adj</i>	<i>/left/</i>	лівий
leg <i>n</i>	<i>/leg/</i>	нога
lesson <i>n</i>	<i>/'lesən/</i>	урок
letter <i>n</i>	<i>/'letə/</i>	літера (в алфавіті)
like <i>v</i>	<i>/laɪk/</i>	любити
lion <i>n</i>	<i>/laɪən/</i>	лев
listen (to) <i>v</i>	<i>/'lɪsən/</i>	слухати (щось)
live <i>v</i>	<i>/lɪv/</i>	жити
long <i>adj</i>	<i>/lɒŋ/</i>	довгий
look <i>v</i>	<i>/lʊk/</i>	дивитися
lorry <i>n</i> (US truck)	<i>/'lɒrɪ/</i>	вантажівка
love <i>v</i>	<i>/lʌv/</i>	любов, любити
lunch <i>n</i>	<i>/lʌntʃ/</i>	другий сніданок

Mm

make <i>v</i>	<i>/meɪk/</i>	робити
man / men <i>n</i>	<i>/mæn/ /men/</i>	чоловік / чоловіки
many <i>det</i>	<i>/'meni/</i>	багато

March <i>n</i>	/mɑ:tʃ/	березень
mat <i>n</i>	/mæt/	килимок
May <i>n</i>	/meɪ/	травень
me <i>pron</i>	/mi/	мене, мені
meat <i>n</i>	/mi:t/	м'ясо
melon <i>n</i>	/'melən/	диня
milk <i>n</i>	/mɪlk/	молоко
mobile phone <i>n</i>	/'məʊbaɪl fəʊn/	мобільний телефон
monkey <i>n</i>	/'mʌŋki/	мавпа
monster <i>n</i>	/'mɒnstə/	фантастична істота
morning <i>n</i>	/'mɔ:nɪŋ/	ранок
mother <i>n</i>	/'mʌðə/	мама
mountain <i>n</i>	/maʊntɪn/	гора
mouse / mice <i>n</i>	/maʊs/ /maɪs/	миша / миші
mouth <i>n</i>	/maʊθ/	рот
mum(my) <i>n</i>	/mʌm/	матуся
my <i>poss adj</i>	/maɪ/	мій (моя, моє, мої)

Nn

name <i>n</i>	/neɪm/	ім'я
neck <i>n</i>	/nek/	шия
never <i>adj</i>	/'nevə/	ніко́ли
new <i>adj</i>	/nju:/	новий
next to <i>prep</i>	/nekst/	поруч
nice <i>adj</i>	/naɪs/	гарний
nineteen <i>num</i>	/,naɪn'ti:n/	дев'ятнадцять
night <i>n</i>	/naɪt/	ніч
Good night!		На добраніч!
nine <i>num</i>	/naɪn/	дев'ять
noisy <i>adj</i>	/'nɔɪzi/	галасливий, гучний
nose <i>n</i>	/nəʊz/	ніс
now <i>adv + dis</i>	/naʊ/	зараз
number <i>n</i>	/'nʌmbə/	число

Vocabulary List

Oo

oh	/əv/	O! (вигук)
OK	/,əʊ 'keɪ/	Окей! (Добре!) (вигук)
old <i>adj</i>	/əʊld/	старий
on <i>prep</i>	/ɒn/	на
one <i>num</i>	/wʌn/	один
onion <i>n</i>	/'ʌnjən/	цибуля
open <i>v + adj</i>	/'əʊpən/	відкритий
orange <i>n + adj</i>	/'ɒrɪndʒ/	1) апельсин; 2) оранжевий
our <i>poss adj</i>	/aʊə/	наш (наша, наше, наші)
over <i>prep</i>	/əʊvə/	над

Pp

page <i>n</i>	/peɪdʒ/	сторінка
paints <i>n</i>	/peɪnts/	фарби
park <i>n</i>	/pɑ:k/	парк
parrot <i>n</i>	/'pærət/	папуга
part <i>n</i>	/pɑ:t/	частина
pear <i>n</i>	/peə/	груша
pen <i>n</i>	/pen/	ручка
pencil <i>n</i>	/'pensəl/	олівець
penguin <i>n</i>	/'peŋgwɪn/	пінгвін
person / people <i>n</i>	/'pɜ:sən/ / 'pi:pəl/	особа / люди
pet <i>n</i>	/pet/	домашній улюбленець
photo <i>n</i>	/'fəʊtəʊ/	фотографія
picture <i>n</i>	/'pɪktʃə/	картинка, малюнок
pie <i>n</i>	/paɪ/	пиріг
pig <i>n</i>	/pɪɡ/	порося
pink <i>adj</i>	/pɪŋk/	рожевий

plane <i>n</i>	/pleɪn/	літак
playground <i>n</i>	/ˈpleɪgraʊnd/	ігровий майданчик
play <i>v</i>	/pleɪ/	гратися
please <i>inter + dis</i>	/pliːz/	будь ласка
poem <i>n</i>	/ˈpəʊɪm/	вірш
plum <i>n</i>	/plʌm/	слива
point <i>v</i>	/pɔɪnt/	вказувати, показувати
pointer <i>n</i>	/ˈpɔɪntə/	указка
postcard <i>n</i>	/ˈpəʊst,kɑːd/	листівка
poster <i>n</i>	/ˈpəʊstə/	постер
present <i>n</i>	/ˈprezənt/	подарунок
pretty	/ˈprɪti/	гарненька
purple <i>adj</i>	/ˈpɜːpəl/	фіолетовий
put <i>v</i>	/pʊt/	класти
puppy <i>n</i>	/ˈpʌpi/	цуценя
puzzle <i>n</i>	/ˈpʌzl/	пазл
pyjamas <i>n</i>	/pəˈdʒɑːməz/	піжама

Qq

quick <i>adj</i>	/kwɪk/	швидкий
quiet <i>adj</i>	/kwaɪət/	тихий
question <i>n</i>	/ˈkwestʃən/	запитання

Rr

rainy <i>adj</i>	/ˈreɪni/	дощовий
read <i>v</i>	/riːd/	читати
red <i>adj</i>	/red/	червоний
ride <i>n + v</i>	/raɪd/	їзда, їздити
right <i>adj + dis</i>	/raɪt/	правий; правильний
robot <i>n</i>	/ˈrəʊbɒt/	робот
rock <i>n</i>	/rɒk/	скеля
rollerblade <i>v</i>	/ˈrəʊləbleɪd/	кататися на роликах

Vocabulary List

room <i>n</i>	/ru:m/	кімната
rope <i>n</i>	/rəʊp/	мотузка
round <i>adj</i>	/raʊnd/	круглий
rubber <i>n</i>	/ˈrʌbə/	гумка
ruler <i>n</i>	/ˈru:lə/	лінійка
run <i>n</i>	/rʌn/	бігати

Ss

sad <i>adj</i>	/sæd/	сумний
sand <i>n</i>	/sænd/	пісок
sandals	/sændlɪz/	сандалії
sandcastle	/ˈsænd,kɑ:səl/	піщаний замок
savanna	/səˈvænə/	савана
say <i>v</i>	/seɪ/	говорити, казати
school <i>n</i>	/sku:l/	школа
sea <i>n</i>	/si:/	море
see <i>v</i>	/si:/	бачити
seven <i>num</i>	/ˈsevən/	сім
scarf <i>n</i>	/ska:f/	шарф
shark <i>n</i>	/ʃɑ:k/	акула
sharp <i>adj</i>	/ʃɑ:p/	гострий
seventeen <i>num</i>	/ˌsevənˈti:n/	сімнадцять
she <i>pron</i>	/ʃi/	вона
sheep (<i>s + pl</i>) <i>n</i>	/ʃi:p/	вівця (вівці)
shell <i>n</i>	/ʃel/	мушля
ship <i>n</i>	/ʃɪp/	корабель
shirt <i>n</i>	/ʃɜ:t/	сорочка
shoe <i>n</i>	/ʃu:/	черевик
short <i>adj</i>	/ʃɔ:t/	короткий
shorts <i>n</i>	/ʃɔ:ts/	шорти
show <i>v</i>	/ʃəʊ/	показувати
sing <i>v</i>	/sɪŋ/	співати
sister <i>n</i>	/ˈsɪstə/	сестра

six <i>num</i>	/sɪks/	шість
sixteen <i>num</i>	/'sɪks,ti:n/	шістнадцять
skipping rope <i>n</i>	/'skɪpɪŋ,rəʊp/	скакалка
slow <i>adj</i>	/sləʊ/	повільний
skip <i>v</i>	/skɪp/	стрибати на скакалці
skate <i>v</i>	/sket/	кататися на ковзанах
ski <i>v</i>	/ski/	кататися на лижах
skirt <i>n</i>	/skɜ:t/	спідниця
sledge <i>v</i>	/sledʒ/	кататися на санчатах
sleep <i>v</i>	/sli:p/	спати
slim <i>adj</i>	/slɪm/	худий
straight <i>adj</i>	/streɪt/	прямий
small <i>adj</i>	/smɔ:l/	маленький
smell <i>v</i>	/smel/	пахнути, нюхати
smile <i>n + v</i>	/smaɪl/	посмішка, посміхатися
snake <i>n</i>	/sneɪk/	змія
snow <i>n</i>	/snəʊ/	сніг
snowy <i>adj</i>	/'snəʊwɪ/	сніжний
snowball <i>n</i>	/'snəʊ,bɔ:l/	сніжка
snowman <i>n</i>	/'snəʊ,mæn/	сніговик
sock <i>n</i>	/sɒk/	шкарпетка
some <i>det</i>	/səm/	декілька, трохи
sometimes <i>adv</i>	/'sʌmtaɪmz/	іноді
song <i>n</i>	/sɒŋ/	пісня
Sorry! <i>inter + adj</i>	/'sɒri/	Вибачте!
speak <i>v</i>	/'spi:k/	говорити
spell <i>v</i>	/spel/	називати по літерах
spot <i>n</i>	/spɒt/	пляма
sport <i>n</i>	/spɔ:t/	спорт
stand (up) <i>v</i>	/stænd/	вставати (Встаньте!)
star <i>n</i>	/sta:/	зірка

Vocabulary List

start <i>v</i>	/stɑ:t/	розпочинати
stone <i>n</i>	/stəʊn/	камінь
stop <i>v</i>	/stɒp/	зупинятися
story <i>n</i>	/'stɔ:ri/	історія
street <i>n</i>	/stri:t/	вулиця
stripe <i>n</i>	/straɪp/	смужка
strong <i>adv</i>	/strɒŋ/	сильний
sun <i>n</i>	/sʌn/	сонце
sunny <i>adv</i>	/'sʌni/	сонячний
sweater <i>n</i>	/'swetə/	светр
sweet <i>adv</i>	/'swi:t/	солодкий
swing <i>v</i>	/swɪŋ/	гойдатися
swimming <i>n</i>	/'swɪmɪŋ/	плавання
swim <i>v</i>	/swɪm/	плавати

Tt

T-shirt <i>n</i>	/'ti:ʃɜ:t/	футболка
table <i>n</i>	/'teɪbəl/	стіл
table tennis <i>n</i>	/'teɪbl'tenɪs/	настільний теніс
tail <i>n</i>	/teɪl/	хвіст
take (a photo) <i>v</i>	/teɪk/	робити фотографію
talk <i>v</i>	/tɔ:k/	розмовляти
tall <i>adj</i>	/tɔ:l/	високий
tasty <i>adj</i>	/'teɪstri/	смачний
teacher <i>n</i>	/'ti:tʃə/	вчитель(ка)
teeth <i>n</i>	/ti:θ/	зуби (множина)
television/TV <i>n</i>	/'telɪvɪʒən/	телевізор
tell <i>v</i>	/tel/	говорити
ten <i>num</i>	/ten/	десять
test <i>n + v</i>	/test/	тест, тестувати
Thank you! <i>/</i>	/θæŋk/ /θæŋks/	Дякую!
Thanks! <i>dis</i>		
that <i>det + pron</i>	/ðæt/	той (та, те)

the <i>det</i>	/ðə/	(означений артикль)
their <i>poss adj</i>	/ðeə/	їх
them <i>pron</i>	/ðəm/	їм
then <i>dis + adv</i>	/ðen/	потім
there <i>adv</i>	/ðeə/	там
thick <i>adv</i>	/θɪk/	товстий
these <i>det + pron</i>	/ði:z/	ці
thin <i>adv</i>	/θɪn/	тонкий
they <i>pron</i>	/ðeɪ/	вони
think <i>v</i>	/θɪŋk/	думати
this <i>det + pron</i>	/ðɪs/	цей (ця, це)
thirteen <i>num</i>	/ˈθɜ:ˈti:n/	тринадцять
those <i>det + pron</i>	/ðəʊz/	ті
three <i>num</i>	/θri:/	три
throw <i>v</i>	/θrəʊ/	кидати
tick <i>n + v</i>	/tɪk/	тікання, тікати
tie <i>n</i>	/taɪ/	краватка
tiger <i>n</i>	/ˈtaɪgə/	тигр
to <i>prep</i>	/tə/	до
today <i>n + adv</i>	/təˈdeɪ/	сьогодні
tomato <i>n</i>	/təˈmɑ:təʊ/	помідор
too <i>adv</i>	/tu:/	також
tortoise <i>n</i>	/ˈtɔ:təs/	черепаха
toy <i>n</i>	/tɔɪ/	іграшка
train <i>n</i>	/treɪn/	потяг (поїзд)
tree <i>n</i>	/tri:/	дерево
trousers <i>n</i>	/ˈtraʊzəs/	брюки, штани
truck <i>n (UK lorry)</i>	/trʌk/	вантажівка
try <i>v + n</i>	/traɪ/	намагатися, спроба
twelve <i>num</i>	/twelv/	дванадцять
two <i>num</i>	/tu:/	два
twenty <i>num</i>	/ˈtwenti/	двадцять

Vocabulary List

Uu

ugly <i>adj</i>	/ʌgli/	потворний
under <i>prep</i>	/ʌndə/	під
understand <i>v</i>	/ʌndə'stænd/	розуміти
us <i>pron</i>	/əs/	нас, нам

Vv

Valentine's Day		День Св. Валентина
very <i>adv</i>	/veri/	дуже
village <i>n</i>	/vɪlɪdʒ/	село

Ww

walk <i>v</i>	/wɔ:k/	ходити
wall <i>n</i>	/wɔ:l/	стіна
want <i>v</i>	/wɒnt/	хотіти
warm <i>adv</i>	/wɔ:m/	теплий
watch <i>n + v</i>	/wɒtʃ/	годинник; дивитися
water <i>n</i>	/wɔ:tə/	вода
watermelon <i>n</i>	/wɔ:tə'melən/	кавун
wave <i>v</i>	/weɪv/	розмахувати
wavy <i>adv</i>	/weɪvɪ/	хвилястий
we <i>pron</i>	/wi/	ми
weak <i>adv</i>	/wi:k/	слабкий
wear <i>v</i>	/weə/	носити
well done <i>dis</i>	/wel 'dʌn/	добре (виконано)
what <i>int</i>	/wɒt/	що
where <i>int</i>	/weə/	де
which <i>int</i>	/wɪtʃ/	котрий
white <i>adj</i>	/waɪt/	білий
who <i>int</i>	/hu:/	хто
whose <i>int</i>	/hu:z/	чий
window <i>n</i>	/wɪndəʊ/	вікно
windy <i>adj</i>	/wɪndɪ/	вітряний

wind <i>n</i>	/waɪnd/	крило
wink <i>v</i>	/wɪŋk/	моргати
with <i>prep</i>	/wɪð/	з
woman (women) <i>n</i>	/ˈwʊmən/ /ˈwɪmɪn/	жінка (жінки)
word <i>n</i>	/wɜːd/	слово
would like <i>v</i>	/ˈwʊd laɪk/	хотів би / хотіла б
Wow! <i>Excl</i>	/waʊ/	Овва! (вигук)
write <i>v</i>	/raɪt/	писати

Xx

xylophone	/ˈzaɪləfəʊn/	ксилофон
------------------	--------------	----------

Yy

yard <i>n</i>	/jɑːd/	подвір'я
year <i>n</i>	/jɜː/	рік
yellow <i>adj</i>	/ˈjeləʊ/	жовтий
yes <i>adv</i>	/jes/	так (погодження)
you <i>pron</i>	/jə/	ти, ви
young <i>adj</i>	/jʌŋ/	молодий
your <i>pron</i>	/jə/	твій (твоя, твоє, твої)

Zz

zebra <i>n</i>	/ˈziːbrə/	зебра
zoo <i>n</i>	/zuː/	зоопарк

CONTENTS / ЗМІСТ

Любі діти!	3
----------------------	---

The First Semester / Перший семестр

Unit 1. My Family and Friends / Моя сім'я і друзі	4
---	---

Unit 2. Let's Have Fun! / Давайте розважатись!	24
--	----

Unit 3. Appearance / Зовнішність	44
--	----

The Second Semester / Другий семестр

Unit 4. Seasons and Nature / Пори року і природа	64
--	----

Unit 5. Animals / Тварини	84
-------------------------------------	----

Unit 6. I Like Holidays / Я люблю свята	104
---	-----

Unit 7. I Am at School / Я – в школі	124
--	-----

Vocabulary List	144
---------------------------	-----