

Mariya Rostotska  
Oksana Karpiuk

# ENGLISH

Student's Book





ББК 81.43.21-922  
Р 78

*Рекомендовано Міністерством освіти і науки, молоді та спорту України  
(наказ від 07.02.2012 № 118)*

Експертизу здійснював  
Інститут педагогіки Національної академії педагогічних наук України.

**Видано за рахунок державних коштів.  
Продаж заборонено.**

**Р 78 Ростоцька М. Є., Карп'юк О. Д.**

Англійська мова : підручник для 1 кл. загальноосвітніх навчальних закладів з поглибленим вивченням англійської мови. — Тернопіль : Видавництво „Астон”, 2012. — 160 с. : іл.  
ISBN 978-966-308-437-4

Підручник є основним компонентом навчально-методичного комплекту, розробленого на основі оригінальної авторської концепції креативного іншомовного навчання молодшого школяра, яка акцентує особливу увагу на ролі уяви та творчого розвитку учня у формуванні комунікативної компетенції. Книга містить навчальний матеріал, передбачений чинною Програмою Міністерства освіти і науки, молоді та спорту України з предмета „Англійська мова” для 1 класу загальноосвітніх навчальних закладів із поглибленим вивченням англійської мови.

ББК 81.43.21-922

ISBN 978-966-308-437-4

© Ростоцька М. Є., Карп'юк О. Д., 2012  
© ТзОВ „Видавництво „Астон”, 2012



# CONTENTS

**Introduction**

**p. 5-14**

**HELLO!**

**Unit 1**

**p. 15-32**

**MY FAMILY**

**Unit 2**

**p. 33-45**

**MY PETS**

**Unit 3**

**p. 46-56**

**ANIMALS**

**Unit 4**

**p. 57-65**

**TOYS**

**Unit 5**

**p. 66-78**

**HOLIDAYS**

**Unit 6**

**p. 79-92**

**MY BODY**

**Unit 7**

**p. 93-118**

**MY SCHOOL**

**Unit 8**

**p. 119-130**

**MY ROOM**

**Unit 9**

**p. 131-145**

**LET US PLAY!**

**Appendix**

**p. 146-153**

**PICTURE DICTIONARY**

**p. 154-159**

**VOCABULARY**





**Ted**

Привіт!

Я — Тед, а це мої друзі.

Ми говоримо один одному

“HELLO!”, що означає “ПРИВІТ!”.

А ти хочеш стати нашим другом?

Приєднуйся!



## INTRODUCTION


# HELLO!





# Lesson 1 HELLO, I AM ... MY NAME IS ...

## 1 Look and listen.







**2 Listen and repeat.**

Hello,  
my name is Ted!



**3 Look and say.**



— Hello!



— Goodbye!





## Lesson 2 WHAT IS YOUR NAME?

### 1 Look and listen.



Hello! What is your name?



My name is Ted.

### 2 Listen and answer.

Hello! My name is Lou.  
What is your name?



My name is Sue.  
What is your name?







### 3 Ask and answer.



What is your name?

My name is ...



### 4 Song.

- What is your name?
- My name is Harry.
- What is your name?
- My name is Mary.

- What is your name?
- My name is Nick.
- What is your name?
- My name is Vic.



- Hello, Vic!
- Hello, Mary!
- Hello, Nick!
- Hello, Harry!





### Lesson 3

## GOOD MORNING. NICE TO SEE YOU!

### 1 Look and listen.



### 2 Listen and repeat.







### 3 Speak to each other.

A: Hi, ...! Nice ... ..

B: Good ..., ...

Nice ... .. you!



### 4 Listen and say the rhyme.

Good morning, Sue!

Good morning, Lou!

Nice to see you.

Nice to see you.





## Lesson 4 “HOW ARE YOU?” — “I AM FINE.”

### 1 Listen and say.



Hi, how are you?



I am fine.

### 2 Listen and say the rhyme.



— Hi, Ted! Nice to meet you.

— Hi, Lou! Nice to meet you!

— Hello, Sue. How are you?

— I'm fine, Lou.

And how are you?







### 3 Look, point and say.

①



②



③



④





## NOW YOU CAN:

- ✓ say "Hello!"
- ✓ say "Good morning!"
- ✓ say "Nice to meet you!"
- ✓ say "Goodbye!"
- ✓ say your name
- ✓ ask my name
- ✓ ask "How are you?"
- ✓ say "I am fine. Thank you."





## UNIT 1

# MY FAMILY





## Lesson 1

## MEET MY FAMILY.



**1 Listen, point and repeat.**



Meet my family.  
Meet ...



... my mother.



... my father.



... my sister.




... my brother.





## 2 Look and say.

Meet my ...



## 3 Rhyme.



Good morning, father!  
Good morning, mother!  
Good morning, sister!  
Good morning, brother!





## Lesson 2 THIS IS MY MOTHER.


### 1 Look and say.



This is my  
grandfather.  
This is my  
grandmother.  
This is my ...

This is my  
baby brother.  
This is my ...

### 2 Tell each other.



Meet my family.  
This is my ...







### 3 Rhyme.

Meet my grandfather.  
Meet my grandmother.  
Meet Sue, Pa and Ma,  
And my baby-brother!





## Lesson 3 HE (SHE) IS A BOY (GIRL).

### 1 Listen and repeat.

This is Jim. He is a boy.

This is Jane.  
She is a girl.

HE

SHE

### 2 Listen, point and say.



I am a boy.  
My name  
is Ben.

This is Ben.  
He is a boy.



Vic



Harry



Mary



Nick







### 3 Match and say.



**HE is my**

brother

father

**SHE is my**

sister

mother



### 4 Song.



Grandfather and grandmother,  
My father and your father,  
My mother and your mother,  
My sister and your brother.

I love my father Ben,  
I love my uncle Dan,  
I love my granny Emily.  
I love my dear family!





## Lesson 4 MEET BILL. HE IS MY FRIEND.

### 1 Listen and say.

Meet Bill.  
He is my friend.



HE

Meet Ann.  
She is my friend.



SHE

### 2 Look, point and say.

Meet Jim.  
He is my ...



1

Meet Jane.  
She is my ...



2



Meet Lou.

... ..

3

Meet Sue.

... ..

4

**3 Speak to each other.**

A: Meet ...

He (she) is my ...

B: Nice to meet  
you.

C: Nice ... .. you.






## Lesson 5

# "IS THIS JIM?" "YES, HE IS."

### 1 Listen, ask and answer.

HE



Jim

Bill

SHE



Ann

Jane

Is this Jim?

Is this Ann?

Is this Bill?

Is this Jane?

Yes, he is.

Yes, she is.

Yes, he is.

Yes, she is.







## 2 Match and say.

— Is this Ann?



— Yes,  
he is.

— Is this Bill?



— Is this Jane?



— Yes,  
she is.

— Is this Jim?



## 3 Look, ask and answer.



A: Is this ...?


B: Yes, he/she is.





# Lesson 6 "IS THIS YOUR FATHER?" "NO, HE IS NOT."

## 1 Listen and say.



## 2 Listen, point and answer.

- 1 — Is this your mother?  
— No, she is not. This is my grandmother.
- 2 — Is this your grandfather?  
— Yes, he is.
- 3 — Is this your sister?  
— No, she is not. This is my baby brother.
- 4 — Is this your mother?  
— Yes, she is.
- 5 — Is this your father?  
— Yes, he is.







### 3 Ask and answer.

— Is this your ...?



— Yes, she is.



— Yes, he is.



— No, she is not.



— No, he is not.



### 4 Listen and sing the song.

— Is this your father?

— Yes, he is.

— Is this your  
                    mother?

— Yes, she is.

This is Ben,  
This is Pam.  
They love me,  
And I love them.





# Lesson 7 "HOW IS YOUR BROTHER?" "HE IS FINE."

## 1 Listen and say.

How is your baby brother?



He is fine. Thank you.

How is your sister?



She is fine. Thank you.

## 2 Look, ask and answer.



1



2





**3 Speak to each other.**





## Lesson 8 LET'S REVIEW!

### 1 Look and say.

Meet my family.  
This is ...  
He (she)  
is my ...




Ben

Ann



Nick

Mary



Kate


Mike








## 2 Look and play the game.



## 3 Make your Family Tree. Point and say.





## **NOW YOU CAN:**

- ✓ **tell about your family**
- ✓ **ask about my family**
- ✓ **tell about your friend**
- ✓ **ask about my friend**
- ✓ **ask “How is your friend?”**
- ✓ **say “He/She is fine.  
Thank you.”**






# MY PETS





# Lesson 1 IT IS A CAT. IT IS WHITE.


## 1 Listen, point and repeat.



white




black



yellow



green



grey

## 2 Listen, point and say.



It is a dog.  
It is black.



It is a rabbit.  
It is grey.



It is a fish.  
It is yellow.



It is a parrot.  
It is green.



It is a cat.  
It is white.

## 3 Look and say.



It is a ...  
It is ...



.....  
.....



.....  
.....





## Lesson 2 I HAVE GOT A PET. IT IS A CAT.


1 Listen, point and repeat.



brown



blue



turtle



hamster

2 Listen and say.

I have got a pet.  
It is a hamster.  
It is brown.

I have got a pet.  
It is a parrot.  
It is blue.

I have got a pet.  
It is a rabbit.  
It is white.

I have got a pet.  
It is a turtle.  
It is brown.






### 3 Look, point and say.



It is a pet.

It is a rabbit.

It is black and white.    ... ..    ... ..



... ..



... ..



### 4 Tell each other.

I have got a pet.

It is a ...

It is ...






## Lesson 3 HE (SHE) HAS GOT A PET.



### 1 Point and name.



### 2 Listen, point and say.

He has got a pet.  
It is a dog.  
It is brown.



She has got a pet.  
It is a cat.  
It is white.



He has got a pet.  
It is a rabbit.  
It is black.


She has got a pet.  
It is a fish.  
It is yellow.







### 3 Look and play the guessing game.



### 4 Song.

She has got a pet —  
It is a cat.

She has got a fish —  
A yellow fish ...

He has got a turtle  
And a rabbit.

He has got a hamster  
And a black dog ...

He has got a dog,  
And she has got a cat.  
He has got a pet,  
And she has got a pet!





## Lesson 4

# GRANNY HAS GOT A ROOSTER.

### 1 Rhyme.



horse



hen



goose



turkey




rooster



fish



dog



turtle



rabbit



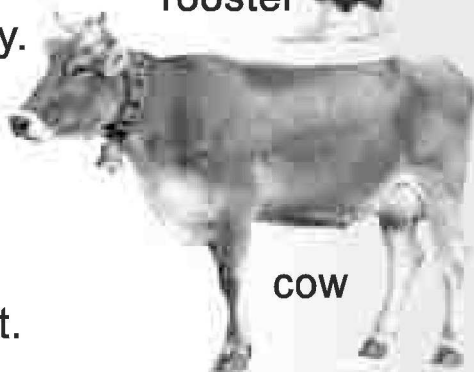
duck



chicken



cat



cow



pig

A horse, a hen,  
a goose  
and a turkey.

A rooster, a cow  
and a pig.

A cat, a chicken,  
a duck  
and a rabbit.

A turtle, a dog  
and a yellow  
fish!





## 2 Listen and say.

Hi, Jane! How is your granny?

A rooster?



She is fine. Thank you.  
My granny has got a rooster.



Yes. It is orange.

Wow!!!

## 3 Point and say.

My ... has got a ...





## Lesson 5

# MY PET IS GREY. I LOVE MY PET.

### 1 Listen, point and repeat.



orange



pink



red



donkey




sheep




goat

### 2 Listen and say.




I have got a sheep.  
It is black.  
I love my pet.



I have got a donkey.  
It is grey.  
I love my pet.

### 3 Look and say.



I have got a ...  
It is ...  
I love ... ..





## 4 Song.



**she has got = she's got**  
**he has got = he's got**



— I have got a cat.  
It is white.



— I have got a dog.  
It is black.



— I have got a fish.  
It is yellow.



— I have got a hen.  
It is red.



### *Chorus:*

Granny's got a goose.  
It is grey.

Grandpa's got a pig.  
It is pink.

Mother's got a horse.  
It is blue.

Father's got a sheep.  
It is green!






## Lesson 6 LET'S REVIEW!




### 1 Point and name.



### 2 Match and say.

This is Bill (Jane, ..., ...).  
He (she) has got a ... .  
It is ...





### 3 Ask and answer.



— How is your ...?  
— ... is fine.



— My ... has got a ... .  
It is a ... .  
— Wow!



### 4 Draw your pet and tell about it.





## **NOW YOU CAN:**

- ✓ **name pets**
- ✓ **name colours**
- ✓ **tell about your pet**
- ✓ **tell about his/her pet**
- ✓ **ask about my grandfather  
(grandmother)**  
**“How is he (she)?”**
- ✓ **say about your grandfather  
(grandmother)**  
**“He (she) is fine. Thank you.”**





## UNIT 3

# ANIMALS





## Lesson 1 THIS IS A FOX. IT IS RED.

### 1 Listen and repeat.



This is a bear.  
It is brown.



This is a bear.  
It is white.




This is a fox.  
It is red.



This is a wolf.  
It is grey.

### 2 Meet the ABC friend.



# Aa


This is letter A.  
A has got a friend.  
It is Annie, the ant.



## Lesson 2

I HAVE GOT A LION.  
IT IS YELLOW.

1 Listen, point and say.






## 2 Look and say.



## 3 Meet the ABC friend.





## Lesson 3

# "IS THIS A TIGER?" "YES, IT IS."

### 1 Listen, ask and answer.



— Is this a  ?

— Yes, it is.

— Is this a  ?

— Yes, it is.

— Is this a  ?

— Yes, it is.

### 2 Meet the ABC friend.



# Cc

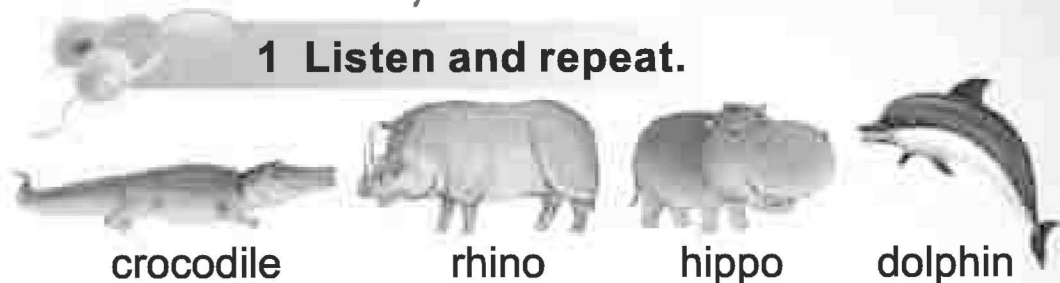
This is letter C.  
C has got a friend.  
It is Carol,  
the cat.





**Lesson 4** "IS THIS A HIPPO?"  
"NO, IT IS NOT."

**1 Listen and repeat.**



**2 Listen, ask and answer.**

1 Is this a rhino?

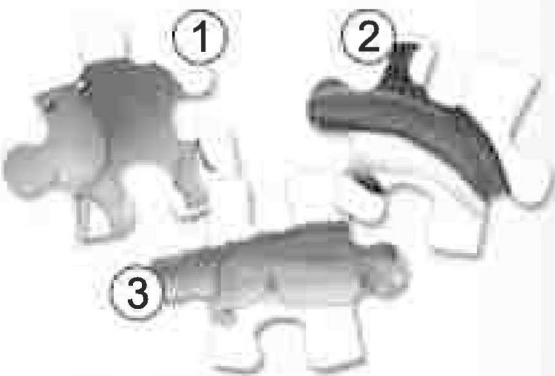
No, it is not.

2 Is this a hippo?


No, it is not.

3 Is this a frog?

No, it is not.



**3 Meet the ABC friend.**

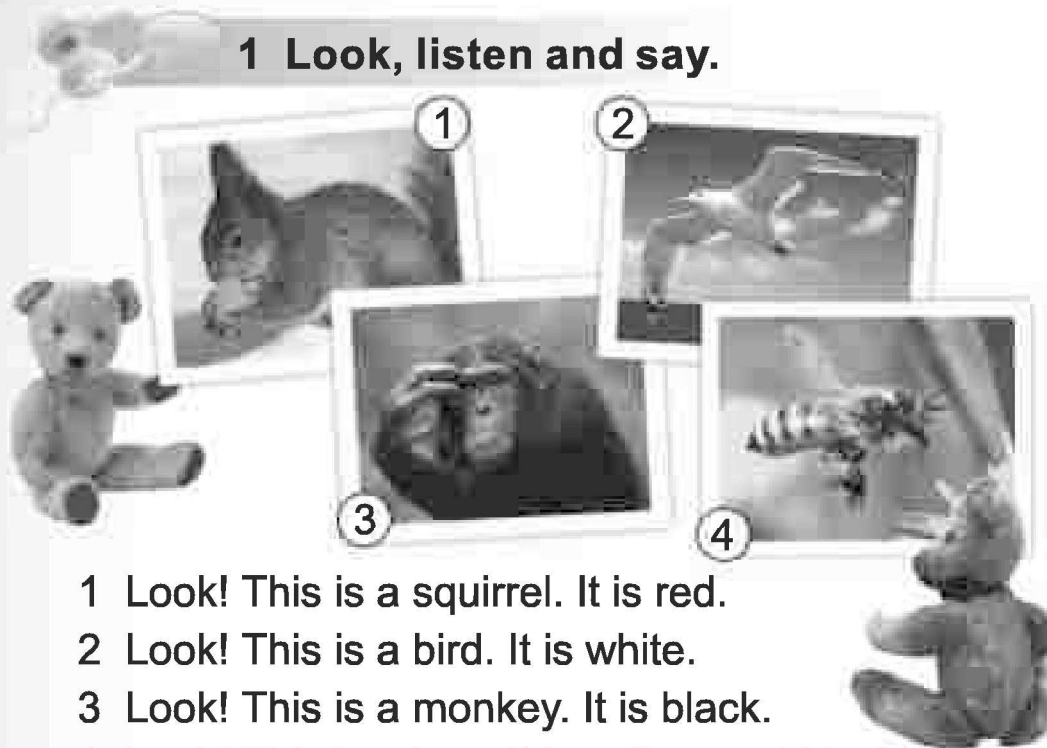




## Lesson 5

# LOOK! THIS IS A MONKEY. IT IS BLACK.

### 1 Look, listen and say.



- 1 Look! This is a squirrel. It is red.
- 2 Look! This is a bird. It is white.
- 3 Look! This is a monkey. It is black.
- 4 Look! This is a bee. It is yellow and black.

### 2 Speak to each other.

I have got a frog.  
It is green.

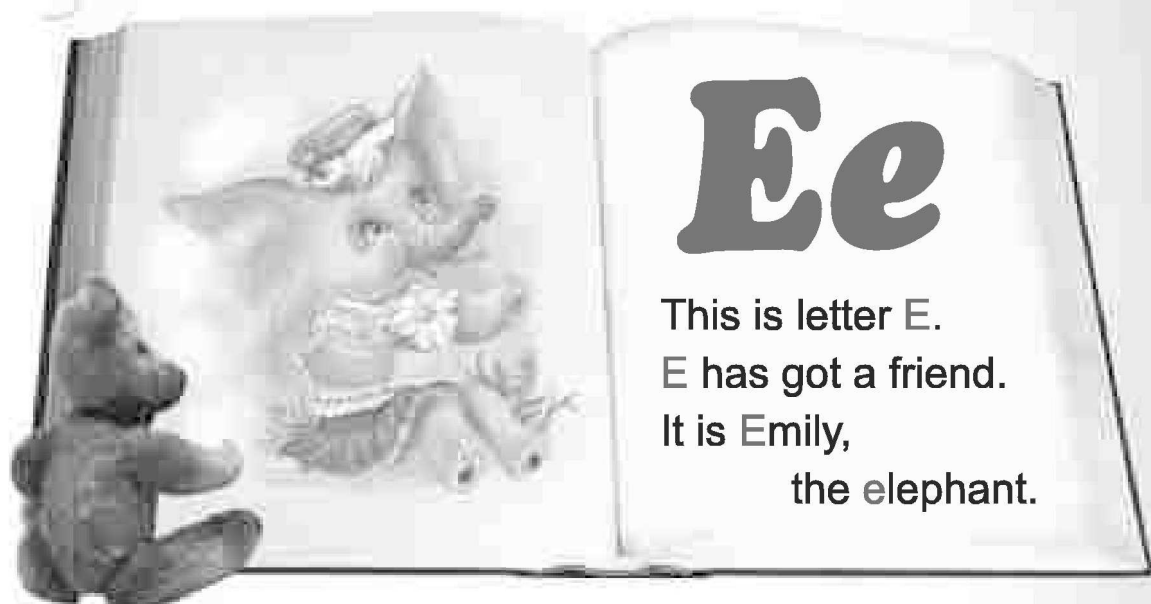
I have got a ...  
It is ...







### 3 Meet the ABC friend.



### 4 Make your animal and tell about it.



Look!  
I have got a ...  
It is ...





## Lesson 6

## LET'S REVIEW!

1 Tell about the letters and animals.



This is letter ...  
... has got a friend.  
It is ...



2 Point, ask and answer.

A: Number one. Is this a zebra?


B: Yes, it is. It is a zebra.

A: Number two. ... .. ?

B: ... , ... ..





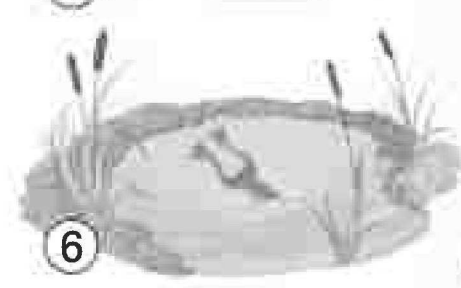






### 3 Look, ask and answer.

A: Number one.

Is this an elephant?

B: No, it is not.





## NOW YOU CAN:

- ✓ name the letters:  
Aa, Bb, Cc, Dd, Ee
- ✓ name the animals
- ✓ say "This is a ..."
- ✓ ask "Is this a ...?"
- ✓ answer  
"Yes, it is. / No, it is not."





# TOYS





# Lesson 1 THIS IS A DOLL.

## 1 Listen and repeat.




This is a ...



... toy.



... doll.



... doll's house.



... ball.



... teddy bear.

## 2 Look and say.

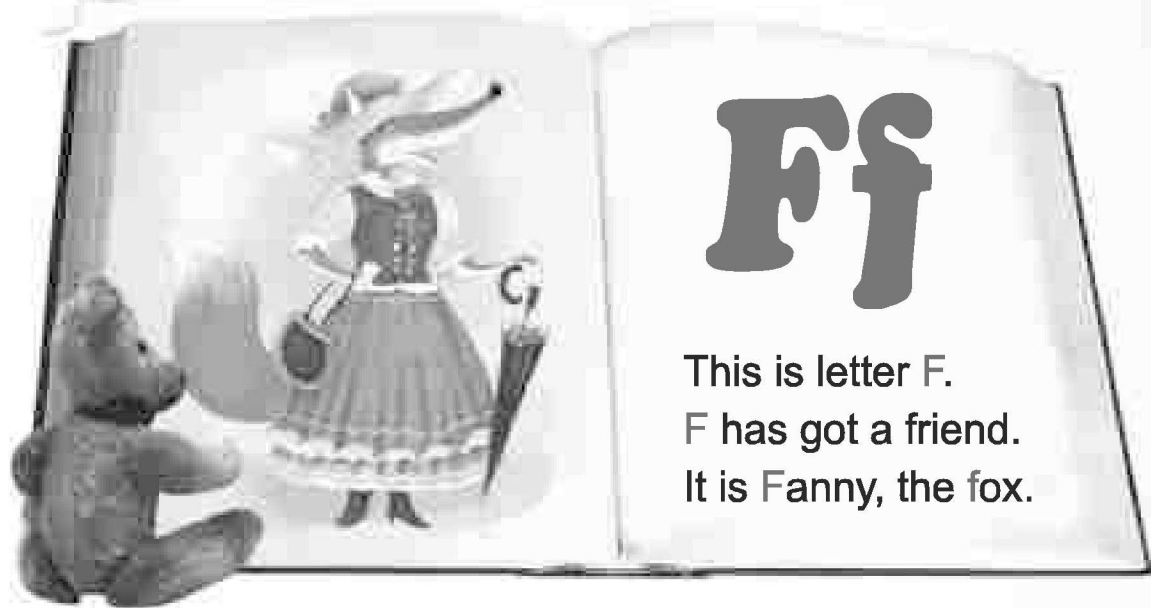
Look! This is my doll.

Look! This is my ...





### 3 Meet the ABC friend.



## Lesson 2 "IS THIS A BOX?" — "YES, IT IS."

### 1 Listen, ask and answer.

Is this a ...?

Yes, it is.

... box

... kite

... balloon

... drum

... bell


... clock



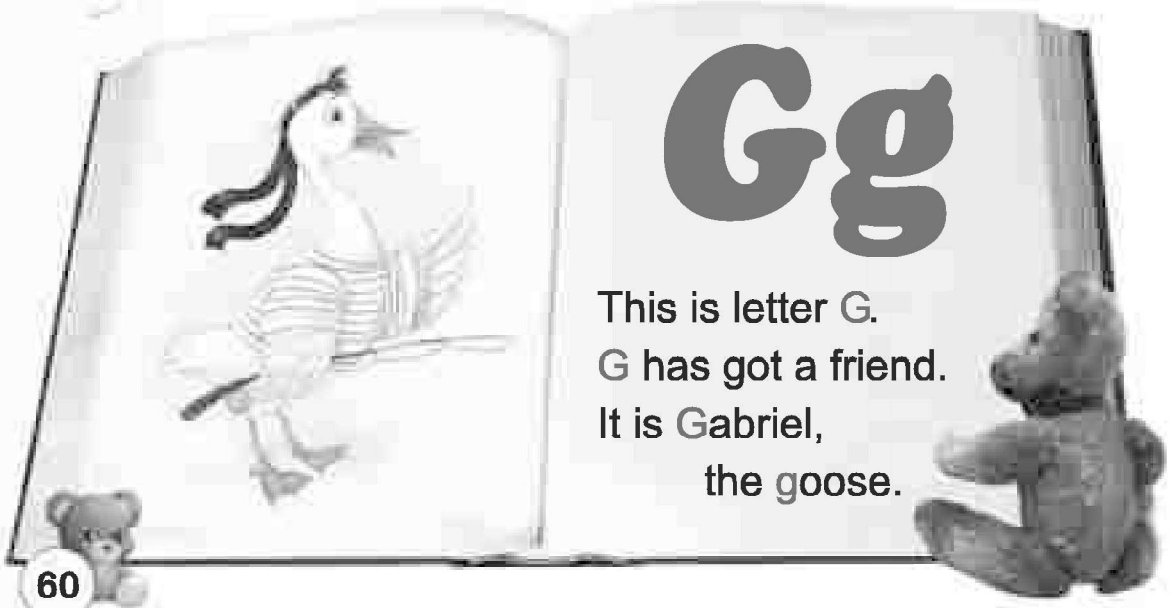




## 2 Game.



## 3 Meet the ABC friend.





## Lesson 3

# "WHAT IS THIS?" "THIS IS A CAR."

1 Listen, point, ask and answer.



car



plane



boat



bike



train



What is this?

This is a ...







## 2 Song.



This is a ball.  
This is a doll.  
This is a plane.  
This is a train.

Look at this boy —  
He's got a toy.  
Look at the girl —  
She's got a bell:  
— Ding-dong! Ding-dong!



## 3 Meet the ABC friend.



# Hh

This is letter H.  
H has got a friend.  
It is Holly,  
the horse.






## Lesson 4 THIS IS MY TOY. I LIKE IT.

### 1 Listen and say.




### 2 Meet the ABC friend.





## Lesson 5 LET'S REVIEW!

### 1 Ask and answer.



### 2 Match and say.

Gg Ff Ii Hh





## **NOW YOU CAN:**

- ✓ **name the letters:**  
Ff, Gg, Hh, Ii
- ✓ **name the toys**
- ✓ **ask “What is this?”**
- ✓ **answer “This is a ...”**
- ✓ **ask “Is it red (...)?”**
- ✓ **answer “Yes, it is.”**
- ✓ **say “This is my toy. I like it.”**





## UNIT 5

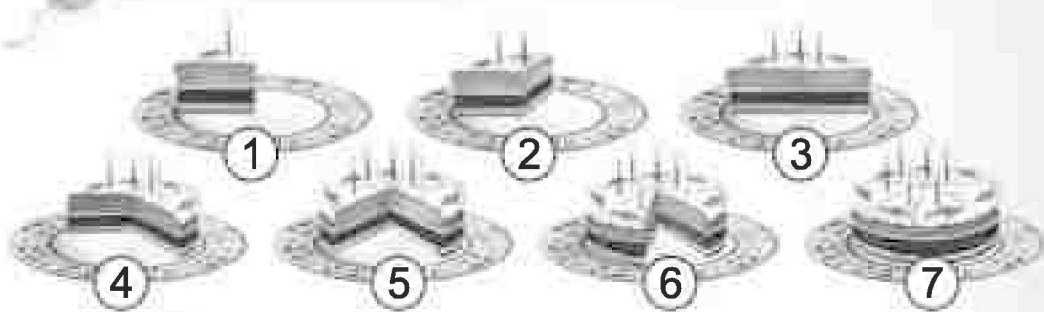
# HOLIDAYS






# Lesson 1 "HOW OLD ARE YOU?" "I AM SIX."

1 Listen, point and repeat.



2 Listen and say.



3 Ask and answer.







#### 4 Look, listen and say.

It is my birthday today.

How old are you?

I am 7 today.

Happy birthday!




#### 5 Song.

Happy birthday to you,  
Happy birthday to you,  
Happy birthday,  
    dear Teddy,  
Happy birthday to you!





## 6 Meet the ABC friend.



### Lesson 2 WHAT IS THIS?

#### 1 Listen, point and say.



... clock.



... ball.



... doll.



... doll's  
house.

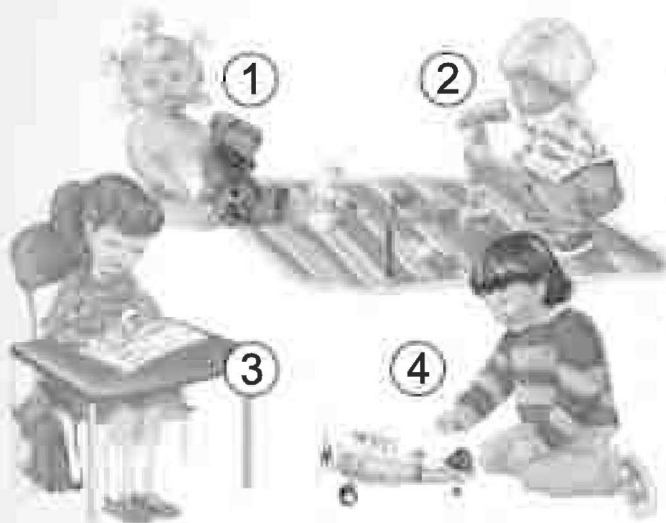






## 2 Match and say.

He (she) is ... (1, 2, ...)



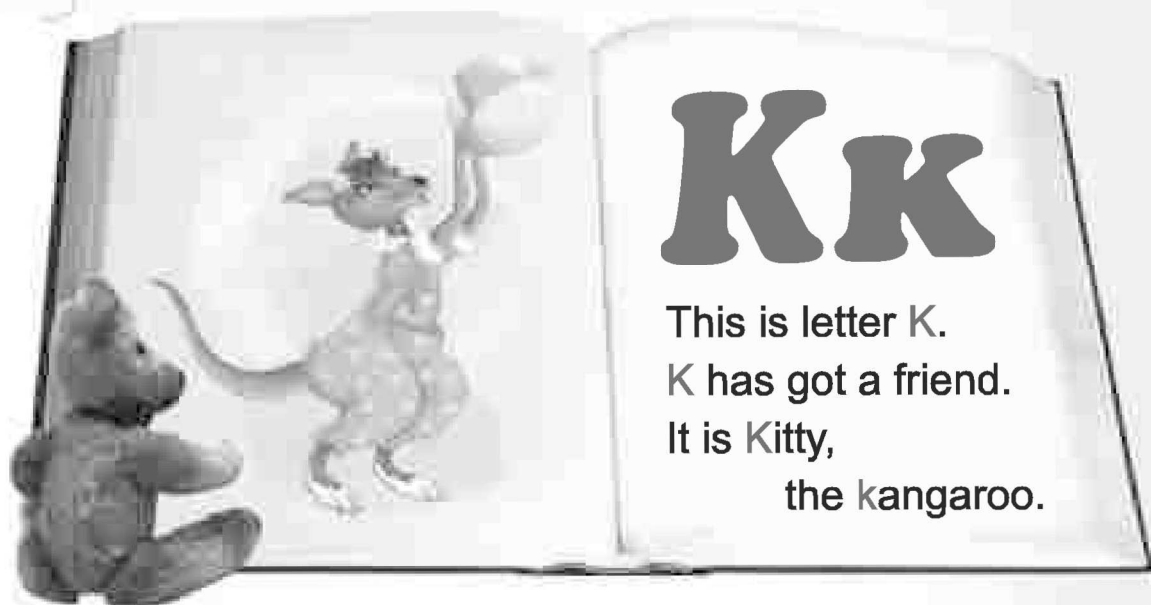
## 3 Rhyme.

Dan is one —  
He has got a drum.  
Sue is two —  
She has got a cuckoo.  
Tom is three —  
He has got a ball.  
Liz is four —  
She has got a doll.  
Nick is five —  
He has got a bike.  
Pam is six,  
So is Mike.





#### 4 Meet the ABC friend.



### Lesson 3 THEY ARE PLANES.

#### 1 Listen, point and repeat.



It is  
one kite.



They are  
two kites.




It is  
one bike.



They are  
three bikes.



It is  
one doll.



They are  
four dolls.



It is  
one ball.



They are  
five balls.





## 2 Meet the ABC friend.



# Ll

This is letter L.  
L has got a friend.  
It is Lou, the lion.



### Lesson 4 "WHAT ARE THEY?" "THEY ARE CARS."

#### 1 Listen, point and repeat.

7 parrots



8 frogs



9 ducks



10 bees





2 Listen, ask and answer.



What  
are they?

They are cars  
(planes).

3 Meet the ABC friend.

**Mm**

This is letter M.  
M has got a friend.  
It is Mike,  
the monkey.



## Lesson 5 MERRY CHRISTMAS!

### 1 Listen and say.




### 2 Look, ask and answer.







### 3 Meet the ABC friend.



### 4 Song.

We wish you a Merry Christmas!  
We wish you a Merry Christmas!  
We wish you a Merry Christmas  
And a Happy New Year!





## Lesson 6 **HAPPY NEW YEAR!**

### **1 Look and listen.**

Hello, I'm Santa Claus.  
I have got Christmas presents.



### **2 Song.**

We are happy,  
Come and see.  
Look at our  
Christmas Tree!

Look at our  
Teddy Bear.  
Merry Christmas!  
Happy New Year!





## Lesson 7 LET'S REVIEW!




1 Point and name the letters.



2 Look, point and say.

Happy birthday!

①



Merry Christmas!  
Happy New Year!

②

I have got  
a present.

③

I am six  
today!

④





## **NOW YOU CAN:**

- ✓ **name the letters:**  
Jj, Kk, Ll, Mm, Nn
- ✓ **say your age**
- ✓ **ask my age**
- ✓ **say "Happy Birthday!"**
- ✓ **say "I have got a present."**
- ✓ **ask "What is this?"**
- ✓ **answer "This is a ... ."**
- ✓ **ask "What are they?"**
- ✓ **answer "They are ... ."**
- ✓ **count from 1 to 10**
- ✓ **say "Merry Christmas!"  
and "Happy New Year!"**





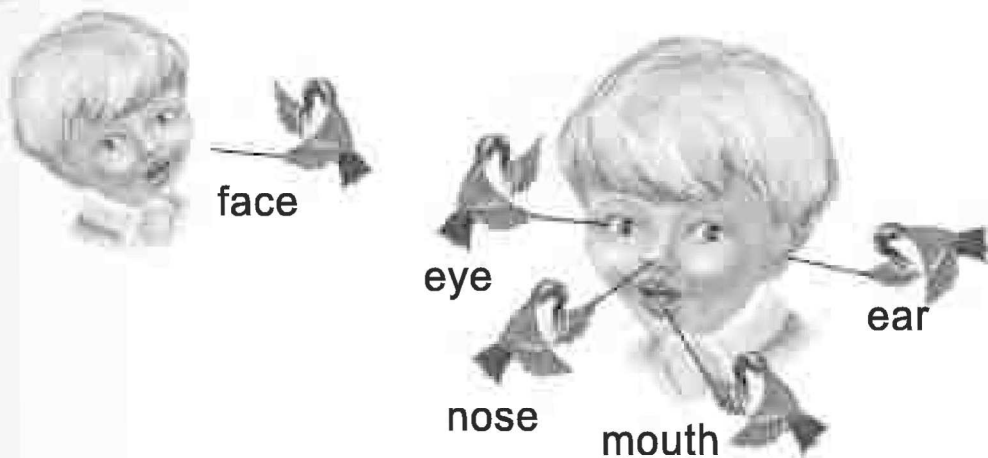
# MY BODY





# Lesson 1 I HAVE GOT TWO EYES.

## 1 Listen and repeat.



## 2 Look, listen and say.





### 3 Tell each other.

I have got two ears.  
I have got one nose.  
I have got ... ..



### 4 Game.

Touch your ...!



eyes, nose, mouth, ears, face

### 5 Meet the ABC friend.



# Oo

This is letter O.  
O has got a friend.  
It is Otto, the owl.





## Lesson 2 IT HAS GOT TWO EARS.



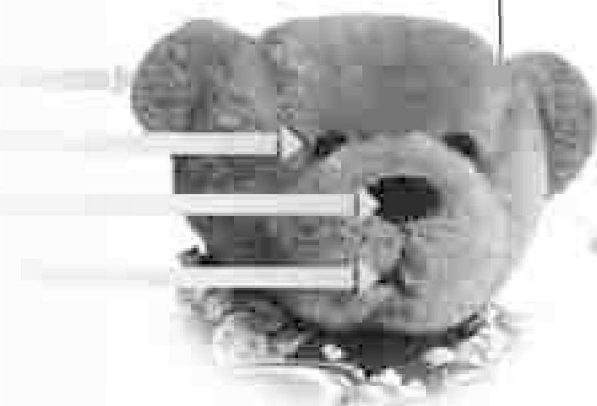
### 1 Listen, point and say.

My teddy bear  
It

has got

two  
a

ears.  
eyes.  
nose.  
mouth.  
face.



### 2 Look and say.

This is  
my doll.  
It has  
got ... ..



This is my  
teddy bear.  
It has  
got ... ..







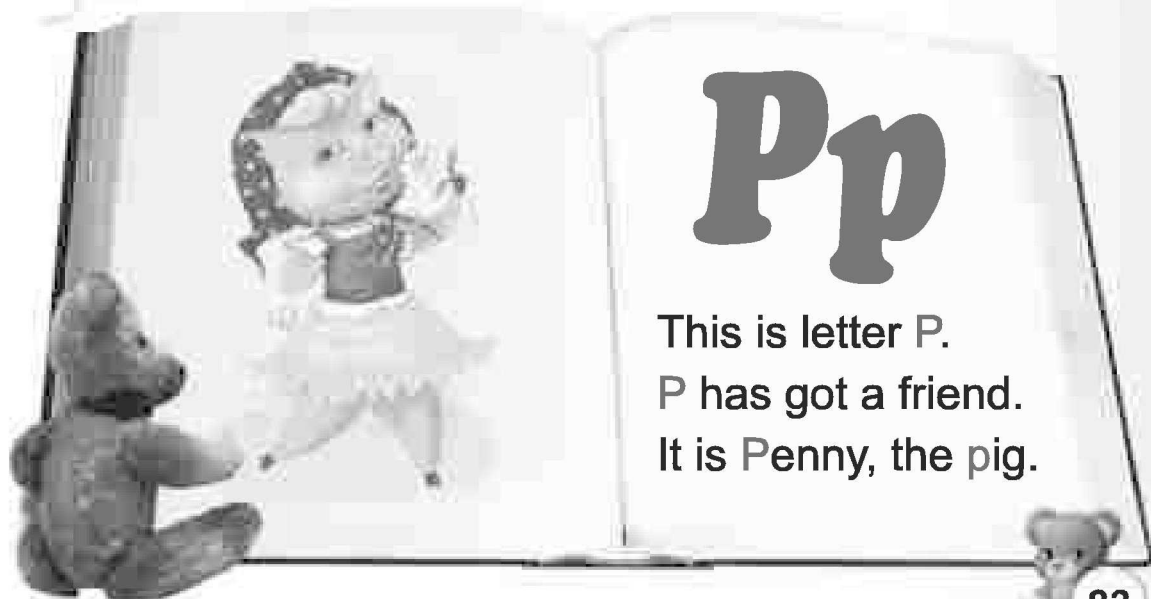
### 3 Game.

It has got two eyes.  
It has got two ears.

... ..



### 4 Meet the ABC friend.

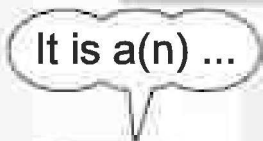







## Lesson 3 I HAVE GOT TWO LEGS.



### 1 Listen, point and repeat.



It is a(n) ...



### 2 Listen, point and say.

I have got two legs.  
I have got two arms.  
I have got ... .

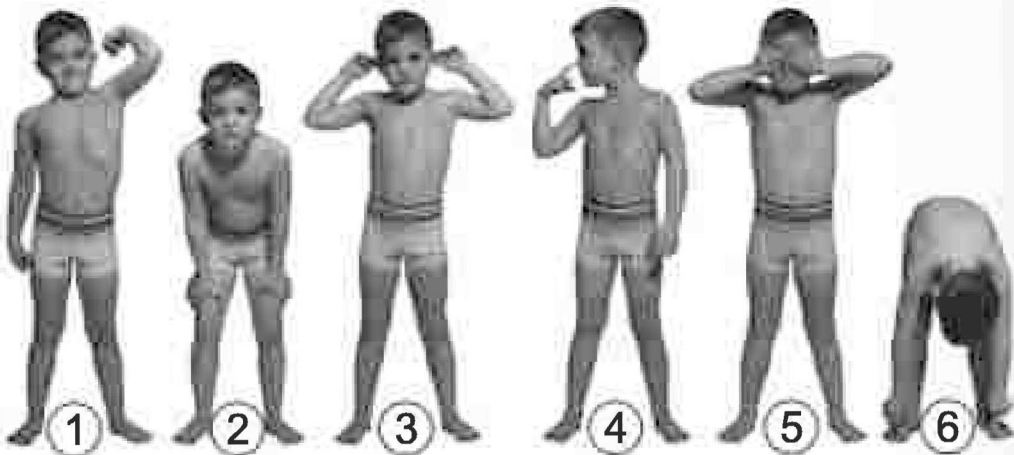




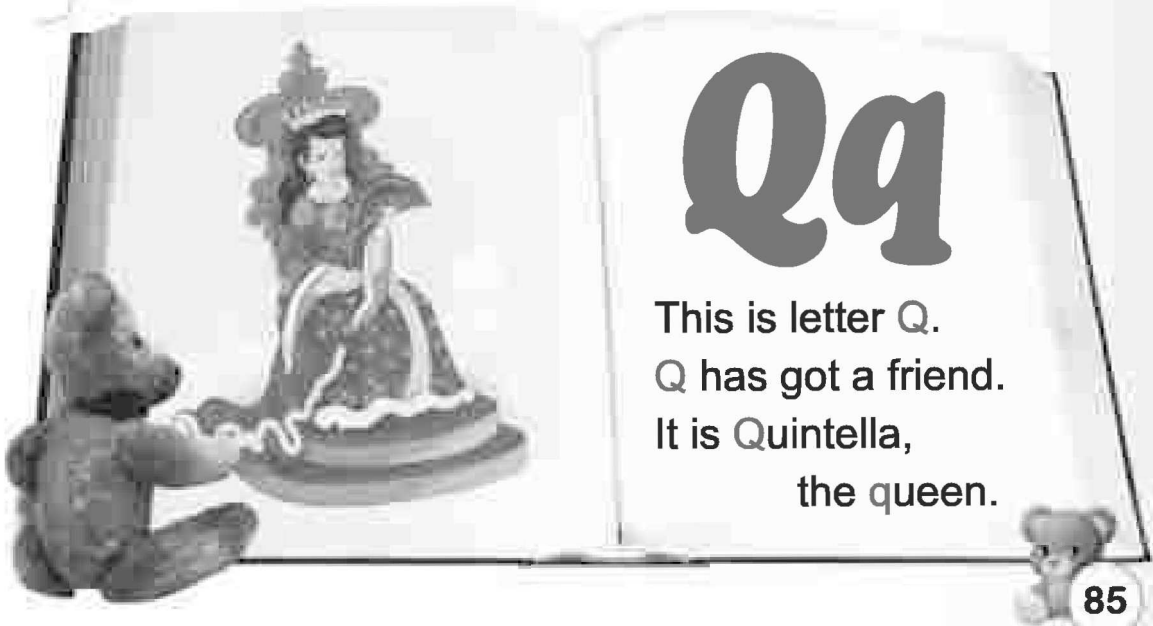


### 3 Rhyme.

A head and a neck,  
An arm and a leg,  
Two ears and a nose,  
Two eyes and ten toes.



### 4 Meet the ABC friend.



# Qq

This is letter Q.  
Q has got a friend.  
It is Quintella,  
the queen.



## Lesson 4

# THE CAT HAS GOT A TAIL. IT IS LONG.



### 1 Listen, point and say.


The cat has  
got a tail.  
It is long.

①



The rabbit  
has got a tail.  
It is short.

②



③

The pig has got a tail.  
It is short.



④

The parrot has  
got a tail. It is long.



### 2 Point and say.



It is a  
long tail.



It is a  
short tail.



It is a  
... ..



It is a  
... ..



It is a  
... ..


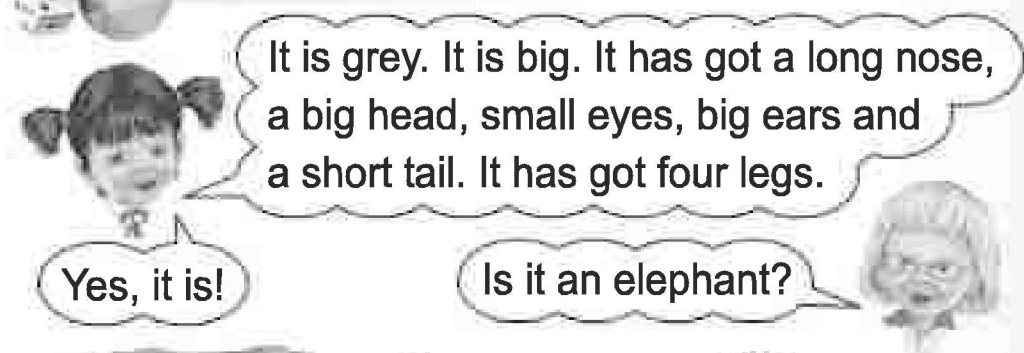




### 3 Listen and say.



### 4 Guessing game.





5 Meet the ABC friend.



**Rr**

This is letter R.  
R has got a friend.  
It is Rosie,  
the rabbit.



Lesson 5

IS YOUR PET BIG?  
HAS IT GOT A TAIL?

1 Listen, ask and answer.



Is your pet big?

Has it got a tail?

Yes it has.  
Its tail  
is long.

Yes, it is.





## 2 Look and say.



Is your pet ...?

Yes, it is. / No, it is not.

Has is got a ...?

Yes, it has. / No, it has not.



## 3 Meet the ABC friend.



# Ss

This is letter S.  
S has got a friend.  
It is Sam,  
the snake.





## Lesson 6 I LIKE MY FRIEND.



### 1 Listen, point and say.

This girl  
has got  
blond hair.



This boy  
has got  
dark hair.



### 2 Listen and say.



Meet Nick. He is my  
friend. He has got a  
short nose and a small  
mouth. I like Nick.



Meet Liz. She is  
my friend. She  
has got brown  
eyes and small  
ears. I like Liz.

### 3 Tell about your friend.





## Lesson 7 LET'S REVIEW!



### 1 Point and say.



Teddy has  
got a/two ... .



### 2 Look and say.

This is a ... (boy/girl). He (she) has got ... ..  
I like this ... .



### 3 Point and name the letters.





## NOW YOU CAN:

- ✓ name the letters:  
Oo, Pp, Qq, Rr, Ss
- ✓ tell about your body
- ✓ tell about your friend's body
- ✓ tell about your pet's body
- ✓ tell about your toy's body
- ✓ ask "Has it got a ...?"
- ✓ answer "Yes, it has. /  
No, it has not."
- ✓ ask "Is your pet big (small)?"
- ✓ answer "Yes, it is. /  
No, it is not."





# MY SCHOOL





## Lesson 1 I'VE GOT A BAG.

### 1 Look, listen and say.



I've got a bag.



I've got a book.



I've got an  
exercise-book.



I've got  
a pencil case.



Oh, a pen and a pencil!



Goodbye, Mum!


**I have got = I've got**








## 2 Point and name.



## 3 Meet the ABC friend.

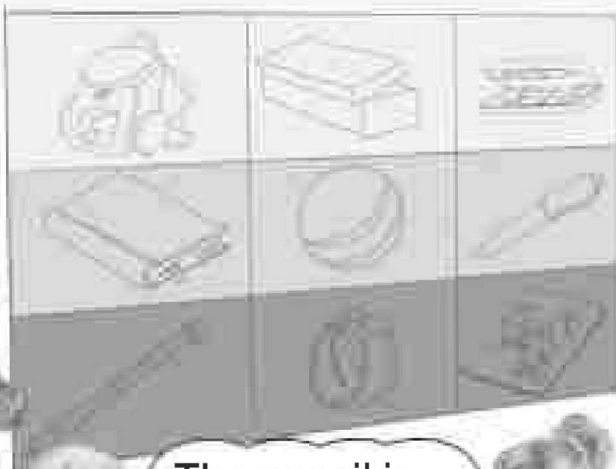






#### 4 Game.

Look and remember.



The pencil is ...

... blue.

Yes, it is! /  
No, it is not.



## Lesson 2 THIS / THAT IS A RULER.



### 1 Listen, point and repeat.



ruler



pencil sharpener



felt-tip pen



rubber





## 2 Listen, point and say.

This is a pen.  
This is a ...



That is a book.  
That is a ...



## 3 Song.

My bag is on my back.  
My pen is in my hand.  
My book is on my knees.  
Come in and join me, please!

My pencil case is pink.  
My exercise book's green.  
My sharpener is cool.  
I've got them all at school!





#### 4 Meet the ABC friend.



# Uu

This is letter U.  
U has got a friend.  
It is uncle Upton.



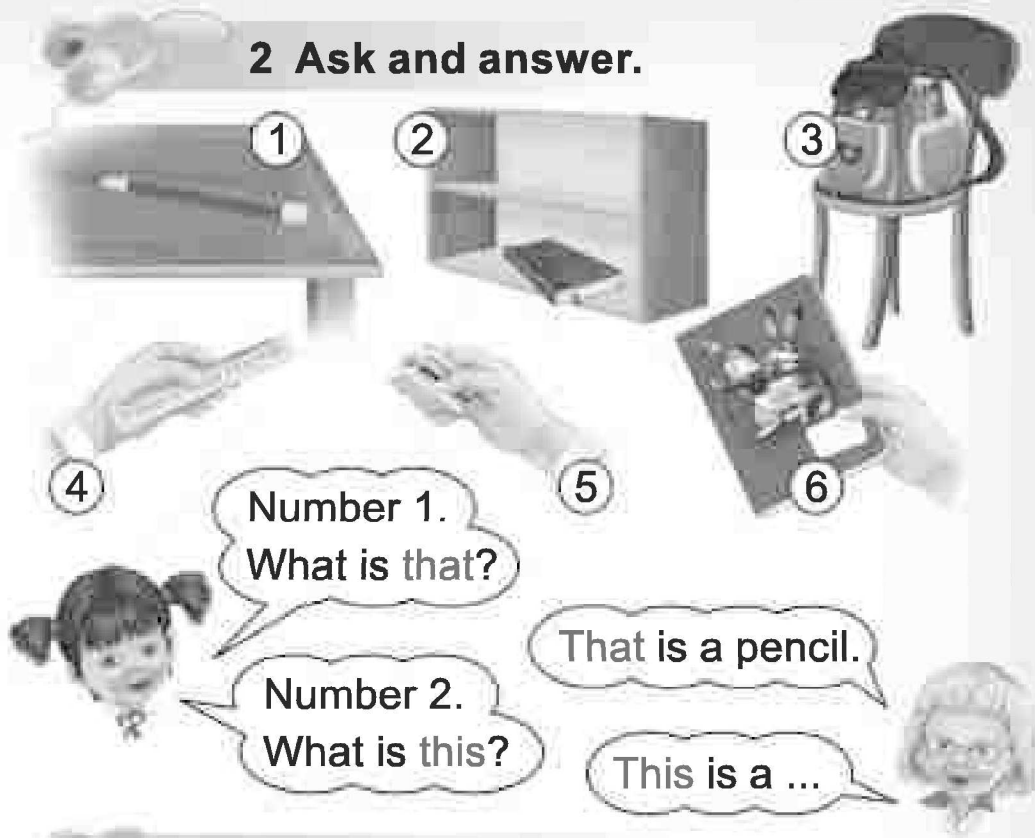
### Lesson 3 WHAT IS THIS/THAT?

#### 1 Listen, ask and answer.






## 2 Ask and answer.



## 3 Meet the ABC friend.





## Lesson 4 WHO IS THIS/THAT?

### 1 Listen, point and say.









## 2 Ask and answer.

— Number ... . Who is this/that?

— This (that) is a ... .



mother  
grandmother  
brother  
schoolgirl  
grandfather  
schoolboy  
baby  
teacher

## 3 Meet the ABC friend.



# Ww

This is letter W.

W has got a friend.

It is Willy,  
the wolf.





## Lesson 5

# THESE / THOSE ARE BOOKS.

### 1 Listen, point and repeat.

These are  
red pencils.

Those are  
blue pencils.

Those are  
red bags.

These are green bags.

### 2 Listen, point and say.

Meet the children.


Those are  
Jim and Jane.

These are Tom and Pam.



### 3 Listen, point and say.

- 1 This is a teacher. — She is a teacher.
- 2 These are pupils. — They are pupils.
- 3 That is a blackboard. — It is a blackboard.
- 4 Those are green chairs. — They are green chairs.
- 5 This is a pink pencil case. — It is a pink pencil case.
- 6 That is a red ruler. — It is a red ruler.







#### 4 Rhyme.

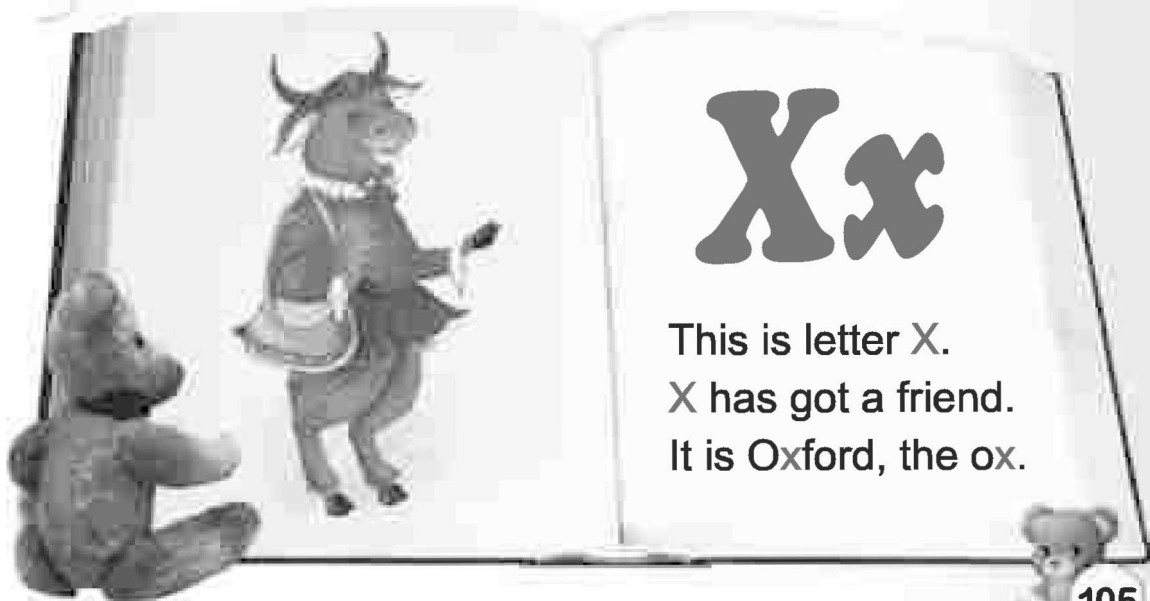


This is my classroom.  
These are my friends.  
That is my teacher.  
Those are books  
and pens.

This is a blackboard,  
That is a chair.  
Pupils and teachers  
Are everywhere!



#### 5 Meet the ABC friend.



This is letter X.  
X has got a friend.  
It is Oxford, the ox.



## Lesson 6

# LOOK AT THE PENCIL. IT IS BILL'S PENCIL.

### 1 Listen and repeat.

Look at the map.

Look at the picture.



### 2 Look, listen and say.



- Look at this big blue bag.
- It is Pam's bag.



- This is Tom's ruler.
- Look, it is long and red.







### 3 Guessing game.

- Look at the long yellow pencil.
- Is this Pam's pencil?
- Yes, it is!
- Look at ... .
- ...?
- ...!



### 4 Meet the ABC friend.



# Yy

This is letter Y.  
Y has got a friend.  
It is Yetta, the yak.






## 5 Counting rhyme.



One book, two books, three books, four,  
Five books, six books, seven books, more!  
Eight books, nine books, and then ten.  
Now let's say the rhyme again!

One desk,  
two desks,  
three desks,  
four ...



.....



One chair,  
two chairs,  
three chairs,  
four ...

.....





## Lesson 7

# TAKE THE BOOK. PUT IT ON THE SHELF!

### 1 Listen, point and say.



— Good morning,  
children! Look at the  
clock. It is schooltime.



— Sit down, please.



— Jane, take the pen,  
please.



— Bill, put the book  
on the shelf!



— Pam, give me your  
exercise book, please.



— Stand up, children!  
Goodbye!





## 2 Listen and say.

Give me the pen, please.

Here you are.

Thank you.

You are welcome!



## 3 Game.


Put the bag on the chair!

Stand up!  
Look at the picture!  
Take the ruler!  
Give me the book!  
Count to ten!  
Put the pen on the desk.  
Sit down!





#### 4 Meet the ABC friend.



### Lesson 8 GIVE ME YOUR PEN, PLEASE.

#### 1 Look, listen and say.





## 2 Say to each other.

Give me ... .., please.

Here you are.

Thank you.




## 3 Listen and read.




a pig

is, his, pig,  
pink, big, Jim,  
Bill, swim





## 4 ABC song.





## Lesson 9

# "HAVE YOU GOT A PENCIL?"

## "YES, I HAVE. / NO, I HAVEN'T."

### 1 Listen, ask and answer.

a

Have you  
got a pencil?

Yes, I have.

Is it green?

No, it is not.  
It is yellow.

b

Look at Ann's desk.  
Has she got a pencil?

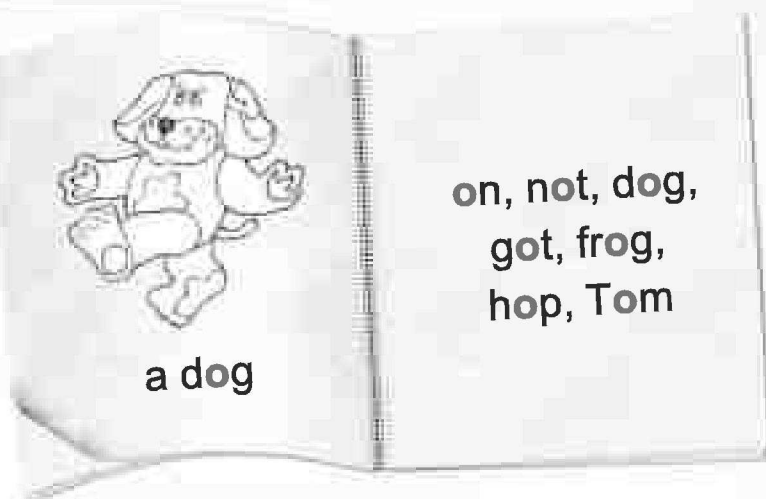
Yes, she has.

Is it red?

No, it is not.  
It is blue.



## 2 Listen and read.



## 3 Look, ask and answer.





## Lesson 10 LET'S REVIEW!

### 1 Match and name.

Aa

Bb

Cc

Dd

Ee

Ff

Gg

Hh

Ii

Jj

**Kk**

LI

Mm

Nn

00

Pp

Qq

Rr

Ss

T+

Uu

Vv

Ww

**X<sub>x</sub>**

yy

Zz



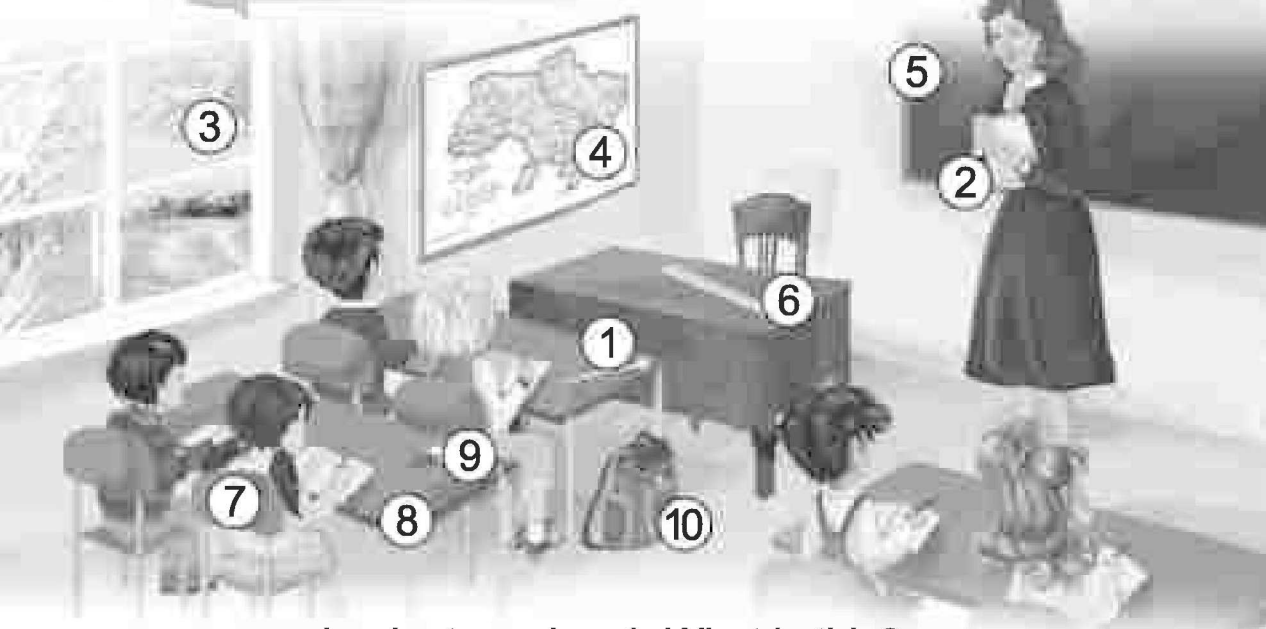


## 2 Listen and do.

- Stand up.
- Count:  
1, 2, 3, ...
- Take the bag.
- Put the bag  
on the chair.
- Give me your  
exercise book,  
please.
- Look at the map.
- Sit down.



## 3 Ask and answer.



- Look at number 1. What is this?
- This is a yellow pencil.
- Look at number 2. Who is this?
- This is a teacher.
- Look at number ... . Who/what ... ..?
- This is a ... .





## NOW YOU CAN:

- ✓ name the letters: Tt, Uu, Vv, Ww, Xx, Yy, Zz
- ✓ name and count your school things
- ✓ tell the colour and shape
- ✓ ask "What is this?", "What is that?"
- ✓ answer "This is a ...", "That is a ..."
- ✓ say "These are ... / Those are ..."
- ✓ say "This is Jane's ruler."
- ✓ ask "What are these/those?"
- ✓ ask and give your classmate  
a school thing
- ✓ use the words "Please.",  
"Thank you."
- ✓ give and do the commands
- ✓ say the ABC





# MY ROOM






# Lesson 1 THIS IS JANE'S ROOM.

## 1 Listen and repeat.



room



desk



table



lamp




bed



sofa

## 2 Listen, point and say.



shelf

3

This is Jane's room.  
This is Jane's ...  
This is ... ..  
.....

1

bed

6

lamp

4

desk

5

chair

toy box

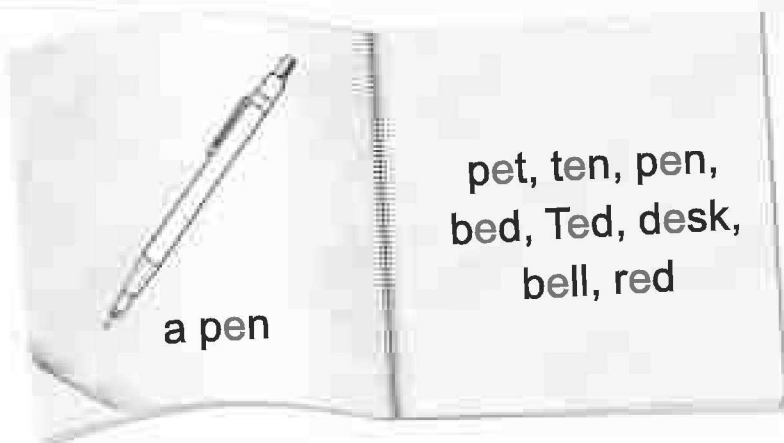
2





### 3 Listen and read.

a)




b) a dog, a pig, a pen, a pet, a bed, a desk

c) a big dog, a pink pig, a red pen, a big bell

## Lesson 2

### “WHOSE ROOM IS THIS?” “IT IS JIM’S.”



#### 1 Listen and play a guessing game.

P




— Whose bed is this?

— “P” is for Pam.

This is Pam’s bed.

T



— Whose lamp is this?

— “T” is for Tom.

This is Tom’s lamp.



## 2 Read, ask and answer.



— Number 1. Whose room is this?

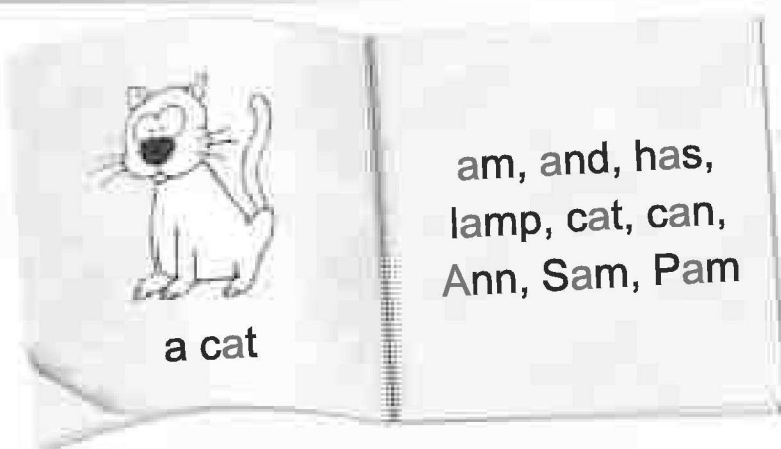
— This is Bill's room.

— ... 2. Whose ... .. ?

— This is ... ..

## 3 Listen and read.

a)



b) a cat and a dog  
a lamp and a bag  
a pet and a frog  
a pen and a bag

c) Ann has got a bag.  
Sam has got a lamp.  
Pam has got a cat.




## Lesson 3

# THE TOY BOX IS UNDER THE BED.

### 1 Listen and repeat.



near



on



in



under

### 2 Listen and repeat.

This is my room.  
I have got a bed  
in my room. My bed  
is near the window.  
I have got a toy box  
under the bed.  
I have got my  
books on the shelf.



### 3 Look and play the game.



— The dog is near the box.  
What number is it?  
— It is number 1.

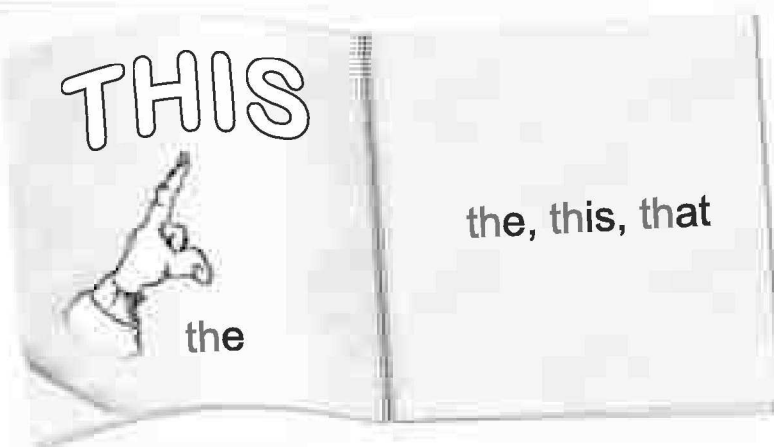


123



#### 4 Listen and read.

a)



b) This is Bill.

That is Bill's lamp.

That is a lamp.

The lamp is on the desk.

#### Lesson 4

### "WHERE IS THE CAT?"

### "IT IS UNDER THE BED."

#### 1 Listen and point. Ask and answer.



— Where is the cat?

— Where is the computer?

— Where is the granny?

— It is under the sofa.

— It is on the desk.

— She is in the armchair.

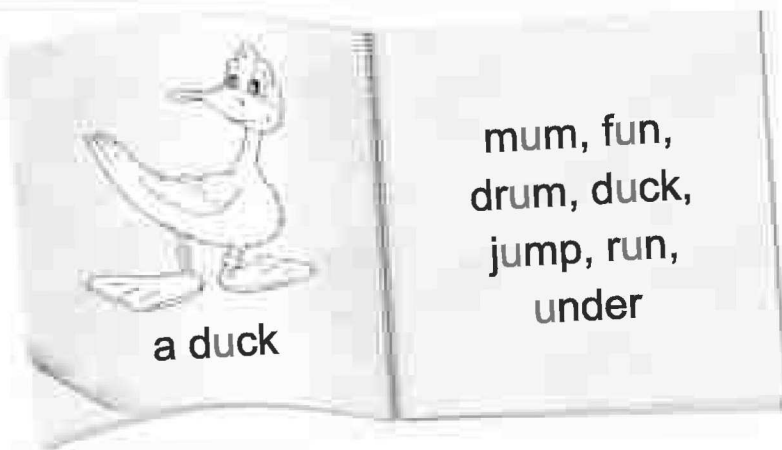


## 2 Look, ask and answer.



## 3 Listen and read.

a)



b)

This is Pam.  
That is Pam's mum.  
Pam's mum has got a duck.  
The duck is a big fun!



## Lesson 5

# "WHAT IS ON THE TABLE?" "MY COMPUTER IS."



### 1 Song.

The TV's on the table,  
The sofa's on the floor.  
The plant is near  
the window,  
The mat is near  
the door.



The lamp is on the ceiling,  
The car is under the bed,  
The books are on the bookshelf...  
Oh! Here's my friend Ted!



### 2 Listen and answer.

What is on the table?

What's on the floor?  
What's near the window?  
What's near the door?  
What's on the chair?  
What's under the bed?  
What's on the shelf?

The TV-set is.





# Lesson 6 HERE IS MY ROOM. COME IN, PLEASE.

## 1 Listen, point and say.

Here is my  
room. Come in,  
please.

Sit down.

It is near  
the window.

Where  
is your  
bookshelf?





4



Give me  
this book, please.

5



Here you are.

Thank you.

## 2 Act out.

Take friends  
to your room.  
Talk to them  
as in task 1.



## 3 Listen and read.

This cat is on the drum.  
That cat is in the box.  
This dog is under the bed.  
That dog is under  
the desk.





## Lesson 7 LET'S REVIEW!



**1 Draw your room and tell about it.**



**2 Ask and answer.**



— Where is the toy box in your room?

— It is under (on, in, near) the ... .

— What is on (under, in, near) the ...?

— My ... is.



**3 Read.**

dog	bed	big	cat	jump	the
frog	pen	Jim	bag	run	this
hop	Ted	his	lamp	fun	that





## NOW YOU CAN:

- ✓ name the things in your room
- ✓ tell about the room
- ✓ ask "Where is the ...?"
- ✓ answer "It is near  
(on, in, under) the ..."
- ✓ ask "What is in  
(on, under, near) the ...?"
- ✓ answer "The ... is."
- ✓ ask your friend to come in
- ✓ read words





## UNIT 9

# LET US PLAY!





# Lesson 1 I LIKE MY GUITAR.

## 1 Listen and read.



I like my guitar.



I like my bike.



I like my drum.




I like my car.



I like my kite.

## 2 Look and say.



I like my ...



And I like my ...





### 3 Listen and read.

a)



b) My name is Mike.  
I am five.  
I have got a kite.

My kite is nice.  
I have got a bike.  
I like my bike.

## Lesson 2 “DO YOU LIKE BIKES?” “NO, I DO NOT.”



### 1 Listen, point and say.







## 2 Listen, ask and answer.



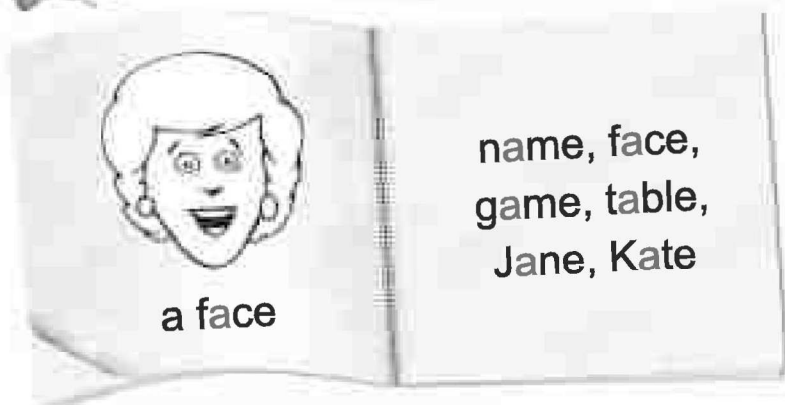
## 3 Tell each other.





#### 4 Listen and read.

a)



b) his name  
this game

a nice face  
a big table


My name is Kate.  
I like this game.

### Lesson 3

## “DO YOU LIKE MY BIKE?”


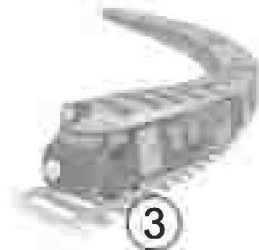
## “YES, I DO. / NO, I DO NOT.”

#### 1 Listen, point and say.





## 2 Ask and answer.



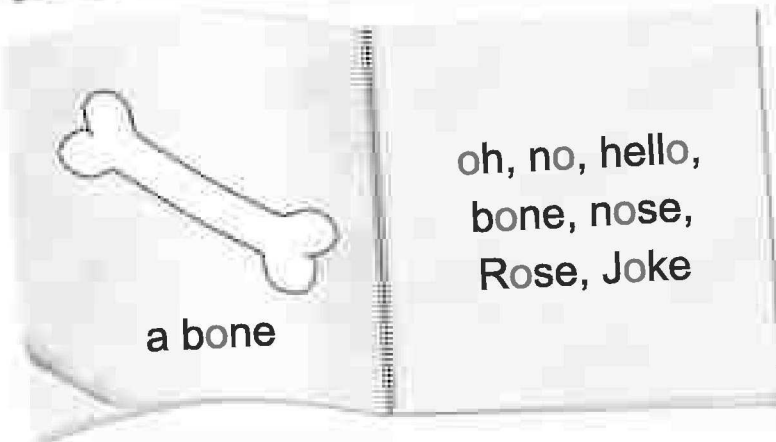
Look at the ...! Do you like it?



Yes, I do. / No, I don't.

## 3 Listen and read.

a)



b) a big bone  
a nice nose

Rose has got a dog.  
Its name is Joke.  
— Hello, Joke! Take the bone!





## Lesson 4

# "DO YOU LIKE THIS BIKE?"

## "YES, I DO. / NO, I DO NOT."

### 1 Listen and say.



I do not like cars.



I do not like dolls.




I do not like bikes.



### 2 Listen, ask and answer.




Do you like this kite?



Yes, I do.



Do you like this doll?



No, I do not.



Do you like this bike?



Yes, I do.






### 3 Ask and answer.



Do you like ...?

Yes, I do. /  
No, I do not.



### 4 Listen and read.

hello

name

nine

ride

no

table

five

fly

nose

face

kite

my

game

bike

like

race

### 5 Rhyme.



I like your kite,  
You like my bike.  
I like her doll,  
You like his ball.

Your kite is white,  
My bike is black,  
Her doll is nice,  
His ball is red.





## Lesson 5 LET US FLY A KITE!

### 1 Listen and say.



### 2 Look and say.







### 3 Rhyme.

— Do you like my plane?  
— No, I don't.  
— Look at my red train —  
It is long.

— Do you like my car?  
— Yes, I do.  
— Let us play with cars  
In your room.

— You and I,  
Happy boys,  
Have lots of fun  
With nice toys!



### 4 Listen and read.

ten balls

five kites

nine dolls

six bikes

My name is Kate.  
I am five.  
This is my doll.  
Its name is Rose.  
It is nice.  
I like Rose.



## Lesson 6 MY FAVOURITE TOY IS A ...

### 1 Listen and repeat.

I have got lots of toys  
in my toy box.

Look!

I have got three cars.

I like cars.

And I like toy animals.



My favourite toy  
is a teddy bear!

### 2 Look and say.

My favourite toy is a plane!

My favourite ... ..

1

3

2

4

5





### 3 Tell about your favourite toy.

My favourite toy is a ...

It is ... .

I like ... .



### 4 Listen and read.

My name is Olenka.

I am 7. I like my mum.

My mum's name is Oksana.

I like my dad.

My dad's name is Stepan.

I like dolls.



### 5 Song.

Of all the toys  
In my toy box,  
My favourite toy  
Is Jack-in-the-box!






## Lesson 7 LET'S REVIEW!



**1 Point and say.**



I like ...

I do not like ...



**2 Guessing game.**

Do you like planes?

No, I do not.

Do you  
like balls?

Yes, I do.



Do you like

kites?  
bikes?  
cars?  
computer games?  
dolls?  
boats?





**3 Speak to each other.**



I have got 3 dolls.  
Let us play with dolls!

OK!



**4 Listen and read.**

Hello, Sam,  
My name is Jim.  
This is my mum.  
That is my dad.  
This is Ted. It is my toy.  
Do you like it?  
Bye,  
Jim





## NOW YOU CAN:

- ✓ say "I like ..."
- ✓ say "I do not like ..."
- ✓ ask "Do you like ...?"
- ✓ answer
  - "Yes, I do. / No, I don't."
- ✓ say "Let us ...!"
- ✓ tell about your favourite toy
- ✓ read words
- ✓ read a letter from your  
pen friend





# PICTURE DICTIONARY

## Unit 1. Meet My Family



family



father



mother



sister



brother



grandfather



grandmother

## Unit 2. My Pets



dog



rabbit



cat




parrot



fish



turtle




hamster




cow







pig



horse



turkey



goose



duck




rooster




hen



chicken




sheep



goat




red



white



black



yellow



green



grey



brown



blue



orange




pink




### Unit 3. Animals



fox



bear



elephant



zebra



tiger




lion



wolf



giraffe



hippo



rhino



crocodile



dolphin



monkey



donkey



frog



ant

### Unit 4. Toys



teddy bear



doll



ball



kite





balloon



drum



bell



car



plane



boat



bike



train

## Unit 5. Holidays

1

one

2

two

3

three

4

four

5

five

6

six

7

seven



birthday



cake



Christmas



Santa Claus



present





## Unit 6. My Body



face



eye



ear



nose



mouth




touch



queen



head



neck



body



arm



leg



hand



tail




short



long



small



big



owl



snake





boy



girl

## Unit 7. My School



bag



book



exercise  
book



pencil  
sharpener



pencil



felt-tip pen



ruler




rubber



teacher



pupil



classroom



blackboard



table



chair



desk



stand up







sit down



take



look



count



put



uncle



ox



yak

## Unit 8. My Room



lamp



sofa



shelf




bed



room



door



ceiling

floor



window



computer



TV-set



eight





9

nine

10

ten



near



in



on



under

### Unit 9. Let Us Play!



play a game



guitar



# VOCABULARY

## A

a(n) [ə] ([ən]) неозначений

артикль

ABC [eɪbi:'si:] абетка

act out [ækt 'aʊt]

розігрувати сценку

about [ə'baʊt] про

all [ɔ:l] всі, все

am [æm] (я) є

and [ænd] і, та

animal ['ænɪməl] тварина

Ann [æn] Ен (жін. ім'я)

answer ['ɑ:nsə]

відповідати

are [ɑ:] (ми, ти, ви, вони)

є

armchair ['ɑ:mtʃeə] м'яке

крісло

ask [ɑ:sk] запитувати

## B

baby ['beɪbi] немовля

back [bæk] спина

bee [bi:] бджола

Ben [ben] Бен (чол. ім'я)

Bill [bɪl] Біл (чол. ім'я)

birdie ['bɜ:di] пташка

blond [blɒnd] русявий

bone [bəʊn] кістка

box [bɒks] коробка

boy [bɔɪ] хлопчик

bright [braɪt] яскравий

brother ['brʌðə] брат

but [bʌt] але

## C

can [kæn] могли, вміти

cannot ['kænət] не могли,

не вміти

Carol ['kærəl] Керол

(чол. або жін. ім'я)

children ['tʃɪldrən] діти

Christmas Tree ['krɪsməs

tri:] різдвяна ялинка

clock [klɒk] годинник

colour ['kʌlə] колір

come [kʌm] приходити

come in [kʌ'mɪn] заходити

command [kə'mɑ:nd]

команда

cuckoo ['kʊku:] зозуля

## D

Danny ['dæni] Дені

(зменш. чол. ім'я)

dark [dɑ:k] темний

dear [diə] дорогий

donkey ['dɒŋki] осел





## E

each other [i:tʃ 'ʌðə] один  
одного(му)  
eat [i:t] їсти  
Emily ['emɪli] Емілі  
(жін. ім'я)  
everywhere ['evrɪweə]  
всюди

## F

family tree ['fæmɪli tri:]  
сімейний родовід  
Fanny ['fæni] Фані  
(жін. ім'я)  
favourite ['feɪvərɪt]  
улюблений  
fine [faɪn] чудово, добре  
fly [flaɪ] 1) літати; 2) запу-  
скати у повітря  
football ['fʊtbɔ:l] футбол  
for [fɔ:] для  
friend [frend] друг,  
подруга  
from [frɒm] від  
fun [fʌn] веселощі  
funny ['fʌni] кумедний

## G

game [geɪm] гра  
gay [geɪ] веселий, радісний

give [gɪv] давати  
go [gəʊ] ходити, йти  
good [gʊd] добрий  
Good night! [gʊd 'naɪt]  
На добраніч!  
goodbye [gʊd'baɪ]  
до побачення  
granny ['græni] бабуся  
great [greɪt] чудовий  
guess [ges] здогадуватися,  
відгадувати

## H

hair [heə] волосся  
happy ['hæpi] щасливий,  
радісний  
hare [heə] заєць  
Harry ['hæri] Гарі (чол. ім'я)  
has (got) [hæz (gɒt)] має,  
володіє (форма 3-ї  
особи однини)  
have (got) [hæv (gɒt)]  
мати, володіти  
he [hi:] він  
hedgehog ['hedʒhɒg] їжак  
hello [he'ləʊ] привіт  
her [hɜ:] її, їй  
here [hɪə] тут  
Here you are. [hɪə ju 'ɑ:]  
Ось тобі.





hi [haɪ] привіт  
his [hɪz] його  
holiday ['hɒlɪdi] свято  
Holly ['hɒli] Холі (жін. ім'я)  
hop [hɒp] підстрибувати  
house [haʊz] будинок  
how [haʊ] як  
How old are you?  
[haʊəldɑːjʊ] Скільки  
тобі років?

## I

I [aɪ] я  
iguana [ɪ'gwɑːnə] ігуана  
(*рід ящероподібних*)  
in [ɪn] в  
is [ɪz] (*він, вона, воно*) є  
Isabel ['ɪzəbel] Ізабел  
(жін. ім'я)  
it [ɪt] він, вона, воно (*про*  
*річ або тварину*)

## J

Jack [dʒæk] Джек  
(чол. ім'я)  
Jack-in-the-box — лялька,  
що вистрибує з  
коробки  
jaguar ['dʒæɡjuə] ягуар  
Jane [dʒeɪn] Джейн  
(жін. ім'я)

Jim [dʒɪm] Джим  
(чол. ім'я)  
join [dʒɔɪn] приєднуватись  
joke [dʒəʊk] 1) жарт;  
2) Джоук (*кличка*  
*собаки*)

## K

kangaroo [kæŋɡə'ruː]  
кенгуру  
Kate [keɪt] Кейт (жін. ім'я)  
Kitty ['kɪti] Кіті (жін. ім'я)  
knee [niː] коліно  
Kyiv ['kiːiːv] Київ

## L

lesson ['lesən] урок  
let us [ˌletʌs] давай(те)  
letter ['letə] 1) буква;  
2) лист  
light [laɪt] світлий  
like [laɪk] подобатися  
listen ['lɪsn] слухати  
look [lʊk] подивитись  
lots of [lɒts əv] багато  
Lou [luː] Лу (чол. ім'я)  
love [lʌv] любити, кохати

## M

ma [mɑː] ма(ма)  
make [meɪk] виготовляти





many ['mæni] багато  
 map [mæp] карта  
 Mary ['meəri] Мері  
 (жін. ім'я)  
 mat [mæt] килимок  
 match [mætʃ] підібрати  
 (пару)  
 mate [meɪt] товариш  
 (однокурсник)  
 me [mi] мене, мені, мною  
 meet [mi:t] зустрічати,  
 знайомитися  
 merry ['meri] веселий  
 Mike [maɪk] Майк  
 (чол. ім'я)  
 minute ['mɪnɪt] хвилина  
 missing ['mɪsɪŋ]  
 пропущений  
 Molly ['mɒli] Молі  
 (жін. ім'я)  
 morning ['mɔːnɪŋ] ранок  
 mouse [maʊs] миша  
 mum [mʌm] матуся  
 my [maɪ] мій, моя, моє

## N

name [neɪm] ім'я  
 Nancy ['nænsi] Ненсі  
 (жін. ім'я)  
 near [nɪə] біля, коло

New Year [ˌnjuː 'jɪə] новий  
 рік  
 nice [naɪs] гарний  
 Nick [nɪk] Нік (чол. ім'я)  
 no [nəʊ] ні  
 not [nɒt] ні  
 now [naʊ] тепер, зараз  
 number ['nʌmbə] число,  
 номер, цифра

## O

oh [əʊ] ой  
 of [əv] *прийменник,  
що вказує на  
приналежність*  
 OK [əʊ'keɪ] гаразд  
 old [əʊld] старий  
 on [ɒn] на  
 one [wʌn] один  
 Otto ['ɒtəʊ] Отто  
 (чол. ім'я)  
 our ['aʊə] наш  
 Oxford ['ɒksfəd] Оксфорд  
 (чол. ім'я)

## P

па [pɑː] татко  
 Pam [pæm] Пем (жін. ім'я)  
 pen [pen] ручка  
 pen friend ['penfrend] друг  
 по листуванню





pencil box ['pensɪlbɒks]

пенал

Penny ['peni] Пені

(жін. ім'я)

pet [pet] домашня

тваринка

picture ['pɪktʃə] малюнок

play [pleɪ] грати(сь)

please [pli:z] будь ласка

poem ['pəʊəm] вірш

point ['pɔɪnt] вказувати

pretty ['prɪti] гарненький,

привабливий

## Q

Quintella [kwɪn'telə]

Квінтала (жін. ім'я)

## R

remember [rɪ'membə]

(за)пам'ятати

repeat [rɪ'pi:t]

повторювати

review [rɪ'vju:] оглядати,

перевірити

rhyme [raɪm] римівка

Rose ['rəʊz] Роуз

(жін. ім'я)

## S

Sam [sæm] Сем (чол. ім'я)

say [seɪ] сказати

school [sku:l] школа

schoolboy ['sku:lboɪ]

школяр

schoolgirl ['sku:lɡɜ:l]

школярка

see [si:] бачити

shape [ʃeɪp] форма

(силует)

she [ʃi:] вона

show [ʃəʊ] показувати

sit [sɪt] сидіти

sleep [sli:p] спати

song [sɒŋ] пісня

sorry ['sɒri] вибачте

speak [spi:k] розмовляти

squirrel ['skwɪrəl] білка

stand [stænd] стояти

stop [stɒp] зупиняти(ся)

Sue [sju:] Сью (жін. ім'я)

## T

Ted [ted] Тед (чол. ім'я)

tell [tel] розповідати

thank you ['θæŋk ju]

дякую

that [ðæt] той

the означений артикль

[ðə] перед

приголосними;

[ðɪ] перед голосними





their ['ðeə] їх(ній)  
them [ðem] їх, їм, ними  
they [ðei] вони  
thing [θɪŋ] річ  
this [ðɪs] цей  
time [taɪm] 1) час; 2) раз  
Tina ['ti:nə] Тіна (жін. ім'я)  
today [tə'dei] сьогодні  
toe [təʊ] палець на нозі  
Tom [tɒm] Том (чол. ім'я)  
touch [tʌtʃ] (до)торкатись  
toy [tɔɪ] іграшка  
toy animal [tɔɪ 'æniməl]  
іграшкова тваринка  
toy box ['tɔɪ bɒks] коробка  
для іграшок  
tree [tri:] дерево

## U

under ['ʌndə] під  
unit ['ju:nɪt] розділ  
Upton ['ʌptən] Аптон  
(чол. ім'я)

## V

Vic [vɪk] Вік (скорочене  
чол. або жін. ім'я)  
Vicky ['vɪki] Вікі (жін. ім'я)  
Victor ['vɪktə] Віктор  
(чол. ім'я)

## W

wall [wɔ:l] стіна  
we [wi:] ми  
welcome ['welkəm]  
ласкаво просимо  
what [wɒt] що  
where [weə] де  
who [hu:] хто  
whose [hu:z] чий  
Willy ['wɪli] Вільї  
(чол. ім'я)  
window ['wɪndəʊ] вікно  
wish [wɪʃ] бажати  
with [wɪð] з, разом з

## Y

yes [jes] так  
Yetta ['jetə] Отта  
(жін. ім'я)  
you [ju] ти, ви  
your [jɔ:] твій, ваш

## Z

Zelda ['zeldə] Зела  
(жін. ім'я)  
Zoo [zu:] зоопарк





Навчальне видання

*Ростоцька Марія Євстахіївна*

*Карп'юк Оксана Дмитрівна*

## **Англійська мова**

**Підручник для 1 класу загальноосвітніх навчальних закладів  
з поглибленим вивченням англійської мови.**

*Рекомендовано Міністерством освіти і науки України*

Англійською та українською мовами

**Видано за рахунок державних коштів. Продаж заборонений.**

Редактори *Ігор Миколів, Наталія Батрин*

Художники *Любомир Бейгер, Петро Турпак*

Дизайн і комп'ютерна верстка *Андрій Костишин, Мар'яна Тераз*

Здано до набору 15.09.2011. Підписано до друку 27.04.2012  
Формат 70х100 1/16. Гарнітура Аріал. Папір офсетний. Друк офсетний.  
Умовн. друк. арк. 13. Обл.-вид.арк. 14.  
Тираж 23 750 прим.

ТзОВ „Видавництво „Астон”

46006, м. Тернопіль, вул. Гайова, 8.

Свідоцтво про внесення до Державного реєстру суб'єктів  
видавничої справи ТР № 28 від 9.06.2005 р.

ПРАТ „Львівська книжкова фабрика „Атлас”,

79005, м. Львів, вул. Зелена, 20.

Свідоцтво про внесення до Державного реєстру  
ДК № 1110 від 08.11.2002 р.