

Тетяна Пахомова

Англійська мова 5

Підручник для 5-го класу
загальноосвітніх навчальних закладів
(1-й рік навчання)

*Рекомендовано Міністерством освіти і науки,
молоді та спорту України*



Київ
«Методика Паблішинг»
2013

УДК 811.111(075.3)
ББК 81.2Англ-922
П21

*Рекомендовано Міністерством освіти і науки, молоді та спорту України
(наказ МОНмолодьспорту України від 04.01.2013 р. № 10)*

Видано за рахунок державних коштів. Продаж заборонено

Експертизу здійснював Центр наукових досліджень
та викладання іноземних мов НАН України
Рецензент О.М. Ільченко, доктор філол. наук., проф.,
заступник директора Центру з наукової роботи

Експертизу здійснював Інститут педагогіки НАПН України
Рецензент О.М. Коротков, науковий співробітник Інституту педагогіки
НАПН України

Автор і видавництво висловлює щире подяку Маріон Хорнер,
Карлу Тейлору, Франку Хассу, Дженіфер Баср-Енгель, Памелі Гріме,
а також видавництву «Klett» за підтримку і сприяння у реалізації проєкту.

Пахомова Т.Г.

П21 Англійська мова: Підручник для 5-го класу загальноосвітніх навчальних
закладів (1-й рік навчання). – Київ: Методика Паблішинг, 2013. – 152 с.: іл.
ISBN 978-617-7074-03-7

УДК 811.111(075.3)
ББК 81.2Англ-922

Умовні позначення

- | | |
|---|-----------------------------------|
| Let's talk | Давайте поспілкуємося |
| Let's listen | Давайте послухаємо |
| For my folder | Для мого учнівського дощечки |
|  | CD містить цей матеріал |
|  | Вправи підвищеної складності |
|  | Робота в парах |
|  | Робота в групах |
| | Для додаткового опрацювання |
|  | Підказка в словнику |
|  | Підказка в граматичному довіднику |

ISBN 978-617-7074-03-7

© Т.Г. Пахомова, 2013
© ТОВ «Методика Паблішинг»,
оригінал-макет, 2013



Zoom-in	TIME FOR GREENWICH	10-11
Unit 1	THOMAS TALLIS SCHOOL	
Check-in	Hello! My name is ... What's your name? I'm from ... How old are you? My phone number is ...	12-13
Language 1	I'm, you're, he's, she's	14-15
Language 2	a book, an apple book → books, sandwich → sandwiches What's 7 and 17?	16-17
Language 3	Alphabet rap Sam and Terry are cool. Is Emma eleven? The pupils aren't here.	18-19
Language 4	in, on, under, behind	20-21
Story*	No problem!	22-23
Wordwise	school, classroom, school bag	24
Check-out		25
Link-up A	HOME SWEET HOME	
	Home sweet home	26-27
Unit 2	AT HOME IN GREENWICH AND CHERKASY	
Check-in	the Brooks, the Jacksons, the Taylors For my folder: My family	28-29
Language 1	Tim is Sam's uncle. Her parents' name is ... Sarah is from Poland.	30-31
Language 2	I've got a blue bed.	32-33
Language 3	I haven't got a sofa. Have they got a computer shop?	34
Chats with Charlie	Two families 'Charlie' [tʃ] and 'Jade' [dʒ]	35
Story	Ghosts in Hither Farm Road?	36-37
Wordwise		38
Check-out		39

* Уроки Story не є обов'язковими



Link-up B	HOBBYLAND	
	can/can't	40-41
Unit 3	FREE TIME	
Check-in	Clubs at Thomas Tallis For my folder: My favourite club	42-43
Language 1	What time is it? It's six o'clock. Take an apple, but don't take a sandwich.	44-45
Language 2/3	He gets up at ... and he washes at ...	46-48
Chats with Charlie	A chat with a night nurse 'gets' [s], 'goes' [z] and 'washes' [ɪz]	49
Story	Barker's story	50-51
Wordwise		52
Check-out		53
Link-up C	IN TOWN	
	Can you tell me the way to ... ? go right/left/down ...	54-55
Unit 4	GREENWICH PROJECT WEEK	
Check-in	Out and about in Greenwich For my folder: My town	56-57
Language 1/2	Do you ... ?, Does he ... ? What does ... ?, Where do ... ?	58-59
Language 3	me, you, him, her, it, us, you, them	60-62
Chats with Charlie	Greenwich for young people In our town Sentences	63
Story	Cool idea, Sam!	64-65
Wordwise		66
Check-out		67



Unit 5 SHOPPING IN GREENWICH		
Check-in	Excuse me, have you got ... ?	68-69
Language 1	Let's talk: shopping dialogues a packet of crisps I want a pizza. I want to buy a pizza.	70-71
Language 2/3	We haven't got much sugar, and there aren't many apples. first, second, third on 21st May	72-74
Chats with Charlie	Birthday lists Tongue twisters with [f], [v] and [w]	75
Story	Happy birthday, Sam!	76-77
Wordwise		78
Check-out		79
Unit 6 LET'S GO TO THE COUNTRY!		
Check-in	A postcard from Wiltshire	80-81
Language 1/2	For my folder: The seasons They're eating., Are they packing?, They aren't watching TV.	82-83
Language 3	this/that, these/those	84-85
Chats with Charlie	Country sounds?	87
Story	'the' [ð] and 'thing' [θ] Noises in the night	88-89
Wordwise		90
Check-out		91



Unit 7 THE SCHOOL YEAR

Check-in	Big events	92-93
	For my folder: Our school year	
Language 1	Emma often writes e-mails, but today she is writing a letter.	94-95
Language 2	We must have scones! You needn't speak Ukrainian.	96
Chats with Charlie	At the summer fair	97
Story	The bloke at the burger stall	98-99
Wordwise		100
Check-out		101

Unit 8 UKRAINE

Check-in	Information files	102-103
Language 1	For my folder: Ukraine is my country	104
Language 2	Adjectives	105
Story	Children at the map of Ukraine!	106
Check-out	Projects!	107

Unit 9 ENGLISH AND UKRAINIAN HOLIDAYS

Check-in	Information files	108-109
Language 1	For my folder: exciting holidays	110-111
Language 2	Thankyou-letter	111
Story	Favorite holidays	

Extras

ABC Practice		7-9
Stories		112-122
Grammar		123-139
Glossary	English-Ukrainian	140-151

ABC Pictures



A




B



C



D



E



F



G



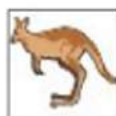
H



I



J



K




L



M



N



O



P



Q



R



S



T



U



V



W



X



Y



Z



1 The letter V is for volleyball. The letter R is for...

Скажіть за зразком.

- 2 Point to each capital letter as your teacher asks you and sound it.

Вкажіть велику літеру, яку називає вчитель, і озвучте її.

A B C D E F G H I J K L M
N O P Q R S T U V W X Y Z

- 3 Point to each small letter as your teacher asks you and sound it.

Вкажіть маленьку літеру, яку називає вчитель, і озвучте її.

a b c d e f g h i j k l m n o p q r s t u v w x y z

- 4 Name the missing capital letters.

Назвіть пропущені великі літери.

_____ B _____ K _____ G _____
 _____ _____ _____ S _____
 _____ _____ _____ _____ _____

- 5 Name the missing small letters.

Назвіть пропущені маленькі літери.

_____ a _____ g _____
 _____ _____ j _____ _____
 _____ _____ _____ t _____
 _____ _____ x _____ _____

- 6 Name the missing capital and small letters.

Назвіть пропущені великі і маленькі літери.

_____ A _____ b _____ C _____ D _____ e _____ F _____
 _____ g _____ H _____ j _____ K _____ L _____ M _____
 _____ N _____ o _____ p _____ Q _____ r _____ s _____
 _____ T _____ u _____ v _____ W _____ x _____ Y _____
 _____ z _____

- 7 Name each capital letter to its partner letter.

Назвіть маленькі літери, які відповідають заданим великим.

C	d	A	x	I	j	B	k	N	n
O	q	E	y	L	i	R	h	U	v
D	c	F	e	J	t	H	p	M	u
Q	g	X	f	S	l	K	b	W	w
G	o	Y	a	T	s	P	r	V	m

DIALOGUES

Look at the ABC pictures and show your partner the picture you like and say:

Dialogue 1

Student 1: Look, it's a cat.

Student 2: Wow!

Dialogue 2

Student 1: I see a zebra.

Student 2: Me, too.

8 Practice in pairs. Take turns to read lines 1-6.

Працюємо в парах. Прочитайте по черзі вказані рядки.

- | | |
|--|--------------------------------------|
| 1. b-v-c-d-p-t-c-e-d-t-b-c-d-g-p-t-g-c | 2. f-l-m-n-s-x-z-f-m-x-s-x-z-l-f |
| 3. a-h-j-k-a-j-k-a-h-k-a-j | 4. i-y-o-q-u-w-r-i-y-q-u-w-r-i |
| 5. a-e-i-o-u-y-e-o-i-a-o-e-i-y-e | 6. a-b-f-i-o-q-r-e-b-l-i-y-q-r-t-h-u |

9 Learn reading rules together with your teacher.

Опануйте разом з учителем правила читання.

	1	2	3	4
a	[eɪ] name	[æ] man	[ɑ:] car	[ɛə] fare
o	[əʊ] rose	[ɔ] dog	[ɔ:] sport	[ɔ:] before
u	[ju:] student	[ʌ] bus	[ə:] turn	[uə] sure
e	[i:] me	[e] bell	[ə:] her	[ɪə] here
i(y)	[aɪ] five	[ɪ] kid myth	[ə:] first	[aɪə] tired tyre

sh	[ʃ]	short
th	[θ], [ð]	three, this
ph	[f]	photo
ch	[tʃ]	child
ck	[k]	clock
nk	[ŋk]	thank
ng	[ŋ]	spring
kn	[n]	knife
qu	[kw]	queen
wh	[w]	what

ai (ay)	[eɪ]	aid, play
au (aw)	[ɔ:]	autumn, awful
air	[ɛə]	hair
all	[ɔ:]	ball
ass (ask, ast)	[ɑ:]	class, mask, fast
ea (ee)	[i:]	clean, tree
ei (ey)	[eɪ]	seiner, they
ear (eer)	[ɪə]	hear, engineer
ight (ild, ind)	[aɪ]	light, mild, kind

oi (oy)	[ɔɪ]	coin, boy
oo	[u:]	school
ou (ow)	[aʊ]	mouse, town
old	[əʊ]	cold

10 Try to read with your teacher.

Прочитайте разом з учителем правила читання.

dig big pig	bill hill pill	pin pan pat	wag wig win
lid rid lad	six fix mix	bad bid bib	pin pan nap
boss box fox	lack lock luck	top tip tap	hull bill hill
rock rack sock	cut cat cup	dog dig dug	lag log lug
mail mad made	mail mill nail	rack rake sake	top tap tape
fire five fix	lips lisp pills	bite bake bike	tie tied lied
sail suit sit	same sane sun	cup cap sup	mute mule mud
bug big dug	cub cube cute	rude rug rule	mug gum gun
rip ripe rope	dome home dime	bore bowl bone	hoe toe doe
toad tote toast	ride road rod	nose not note	cue sue suit
sit set seat	key keg kit	beak bet beat	fee see bee
jet jeep jeer	quit quite queen	beans beads beets	ear fear tear

Zoom-in

Time for Greenwich





Greenwich Market



Millennium Dome



24-hour clock



Thames Barrier



Greenwich Park



Bus to Greenwich

D1, 2  **1 Let's listen:
Greenwich sounds**

Listen and point.

D1, 3-4  **2 A song: Let's get started!**

- a) Listen. *Прослухайте пісню.*
 b) Sing the chorus: *Заспівайте пісню разом.*
 Let's get started!
 We're on our way.
 We're learning English!
 Let's go! Hooray!



Unit 1 Thomas Tallis School

D1,5  Hello! I'm Tom.



1 Let's talk: Hello. (→ p. 4/ex. 1)

Hello. / Hi!
 My name is ...
 I'm ten. / ...
 I'm a ... at ...
 I'm from ...
 I'm in Year Five.

Hello. My name is Tom.
 I'm a mouse.
 I'm one.
 I'm from Thomas Tallis.





2 Let's talk: What's your name? (→ p. 4/ex. 2)



A: What's your name?

B: My name is

A: Where are you from?

B: I'm from

A: How old are you?

B: I'm

3 Let's listen: Phone numbers (→ p. 4/ex. 3)

a) Listen and write the numbers.

Прослухайте цифри і запишіть їх.

b) Listen and write the phone numbers.

Прослухайте телефонні номери і запишіть їх.

Lisa:

Terry: (home)

..... (mobile)

My mobile number is
0 7740 915462.



c) Say your phone or mobile number in English.

Назвіть свій домашній або мобільний номер телефону англійською мовою.

4 For my folder: Let's make a poster.

a) Для твого фолдера.

b) Підготуйте постер про себе.

My name is

I'm

I'm from

I'm in Year Five.

My number is



My name is Taras.

I'm ten.
I'm from Kharkiv.
I'm in Year Five.
My number is
0341 ...

My name is Julia.

I'm eleven.
I'm from Sumy.
I'm in Year Five.
My number is
030 ...



D1,8  You and your sport! (→ p. 5/ex. 4)

Hello. My name is Lisa. What's your name?

Emma Brook. I'm from Bristol. I'm new in Greenwich and I'm new at Thomas Tallis.

I'm new at Thomas Tallis, too.



It's a big school.

Here's Terry. He's from my old school.


Hi, Terry. This is Emma. She's new here.

Look, it's Mrs Carter. She's my teacher.

Yes!

Hi, Emma. Are you in Year Seven, too?

Oh! She's my teacher, too.



What's your favourite sport, Emma?

My favourite sport is football.



D1,9  **1 Let's listen: Emma, Terry, Lisa or Mrs Carter** (→ p. 6/ex. 7)

Прослушайте і скажіть, хто говорить: Емма, Террі, Ліза чи місіс Картер.

Example: 1. It's Emma. 2. It's Go on, please.

2 Thomas Tallis School (→ p. 6/ex. 7)

a) Make sentences.

Example: Thomas Tallis is a big school.

b) Match the and sentences.

Example: Thomas Tallis is a big school.
It's in Greenwich.

▶ Thomas Tallis is a big school.
It's in Greenwich.

→ G2

Thomas Tallis	+ is +	new in Greenwich.
Terry		a teacher.
Emma		a big school.
Mrs Carter		in Year Seven.

It's in Greenwich. • She's from Bristol. • She's nice. • He's OK. • He's twelve.

 **3 A quiz: What's my name?** (→ p. 5/ex. 5; p. 6/ex. 7)

Example: A: I'm new at Thomas Tallis.

B: Your name is Emma.

A: No. My favourite sport is football.

B: Your name is Lisa.

A: Yes. That's right!

 **4 Let's talk: This is Nina** (→ p. 5/ex. 6; p. 6/ex. 7)

Example: 1. A: This is Nina. She's eleven. She's from Stuttgart.

B: Hello, Nina. I'm I'm ten/eleven/... . I'm from

2. C: This is Mehmet. He's He's

A: Hi, Mehmet. Go on, please.

▶ I'm
he's
she's

→ G1, G2



Nina, 11,
Stuttgart



Mehmet, 12,
Istanbul



Nadine, 10,
Paris



Francisco, 11,
Madrid



Keiko, 12,
Tokyo



Olga, 10,
Poltava

5 For my folder: At my new school

Write about your new school. (→ p. 6/ex. 7)

This is ... School. It's my new school.
It's in
This is She's/He's my teacher.

The school bag

D1,10  **1 Let's listen: In the bag** (→ p. 6/ex. 8)

a) Copy the grid into your exercise book.
Listen for the words and fill in your grid.

In the bag	Lisa	Emma	Terry
a pencil case	X		
a pen	X		
a pencil	X		
a rubber			
a ruler			
a book			
an exercise book			
a sandwich			
an apple			
a mobile			

▶ a book
an apple

b) What's in the bag here?
A pencil, a ruler Go on, please.



Emma Brook

Terry Jackson

Lisa Taylor

c) Look at your grid.
What's the name on the bag in the picture?

2 'A' or 'an'?

- Here's ... exercise book.
- And here's ... pencil case.
- This is ... English book.
- Mmm, ... apple.
- Here's ... shoe.
- And that's ... old ruler.

D1,11  **3 Let's listen: Numbers** (→ p. 6/ex. 9)

a) Listen and say the numbers.



b) A: What's 7 and 17?

B: It's 24. What's ... and ... ?

A: ...



c) Play buzz! Say 'buzz!' for all numbers with seven.

One, two, three, four, five, six, **buzz!**,
eight, nine, ten, eleven, twelve,
thirteen, **buzz!**, fifteen, sixteen,
buzz!, ...

- | | | | |
|----|------------|-----|---------------|
| 13 | thirteen | 23 | twenty-three |
| 14 | fourteen | 24 | twenty-four |
| 15 | fifteen | 30 | thirty |
| 16 | sixteen | 40 | forty |
| 17 | seventeen | 50 | fifty |
| 18 | eighteen | 60 | sixty |
| 19 | nineteen | 70 | seventy |
| 20 | twenty | 80 | eighty |
| 21 | twenty-one | 90 | ninety |
| 22 | twenty-two | 100 | a/one hundred |

4 Two pictures

Picture 1: one pen ...



Picture 2: four pens ... Go on, please.



D1,12 5 Sounds

Listen and say.

zzzzzzzzzz

[z]



1. bag – bags:
The bags are big.
pen – pens:
My pens are new

[s]



2. book – books:
My books are in my bag.
sport – sports:
You and your sports!

ssssssssss

[ɪz]

izzzzzzzzzz



3. pencil case – pencil cases:
Here are three pencil cases.
sandwich – sandwiches:
Mmm, two big sandwiches!

6 Let's talk: What's in your bag?

Example: Two sandwiches, one rubber, ...

Go on, please.

▶ one pen, four pens
one sandwich, two sandwiches

→ G3

D1,13 7 Let's listen: Alphabet rap

(→ p. 7/ex. 10)

A (clap) B (clap) C D E

Here's a rap for Thomas T.

F (clap) G (clap) H I J

English lessons are OK.

K (clap) L (clap) M N O

Are you new here? Hi, hello.

P (clap) Q (clap) R S T

Say the numbers one, two, three.

U V W – shout and clap.

X Y Z (clap) – do the rap.

8 Words and numbers

a) What's your favourite number?

b) Read and spell the numbers.

Go on, please.

forty

ninety

four

...




c) Make puzzles for your partner.

A: Here are the letters:

What's the number?

B: It's 'fifteen'.



D1, 14  **Sam** (→ p. 7/ex. 11) (→ Stories p. 112)

Emma: Are we in the right classroom, Lisa?

Lisa: Yes, we are.

Emma: Mrs Carter isn't here. Are you sure?

Lisa: Yes, I am. Look, here's Terry.

Terry: Hi! Where's Sam? Is he here, too?

Lisa: No, he isn't.

Emma: Who's Sam? Is he a friend from your old school?

Lisa: Yes, he is. And he's always late!



1 Right or wrong?

Example: Sam is always late. – That's right.

Sam is in the classroom. – That's wrong.

1. Lisa and Terry are in the right classroom.
2. Emma is from Greenwich.
3. Sam and Terry are old friends.
4. Mrs Carter is the teacher.
5. Lisa, Emma and Terry are at Thomas Tallis.

▶ Sam is ...
Sam and Terry are ...

→ G2

2 People at Thomas Tallis (→ p. 7/ex. 12)

Fill in: I, you, he, she, it, we, you, they.

Example: I'm Lisa. I'm from Greenwich.

Go on, please.

1. That's Mrs Carter. ...'s my teacher.
2. Here's Terry. ...'s from my old school.
3. ...'s the right classroom. ...'m sure.
4. ...'re lucky. Terry and you are friends.
5. Emma and Lisa, ...'re in my class.
6. Here are Sam and Terry. ...'re my friends.
7. Hello, Mrs Carter. Sorry ...'m late.

3 Long forms (→ p. 8/ex. 13)

Write the long forms.

Example: I'm ten. – I am ten.

1. You're my new friends.
2. She's eleven.
3. They're new here.
4. You're at Thomas Tallis.
5. He's from Greenwich.
6. I'm in your class.
7. We're friends.
8. It's a big school.

▶ you're → you are she's → she is we're → we are they're → they are

→ G2

4 That isn't right. (→ p. 8/ex. 14)

Look at the pictures and make sentences.

Example: Sam isn't here. He is in London.

- The pupils ... here. They ... late.
- I ... from Greenwich. I ... from Bristol.
- It ... a football. It ... a shoe.
- Emma and I ... twelve. We ... eleven.
- I ... a pupil. I ... a mouse.



– I'm not
you aren't
he isn't
she isn't
it isn't
we aren't
they aren't

+ I am
you are
he is
she is
it is
we are
they are

→ G4

1



2



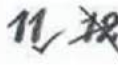
3



4



5



6



5 Make questions and answers. (→ p. 8/ex. 15; p. 9/ex. 16)

Example: Is Sam ten? No, he isn't.

Is Emma ...?
– Yes, she is.
– No, she isn't.

→ G5

Is Tom Terry from Greenwich?
Is Sam Emma a boy? ten? a mouse?
Lisa at a new school? eleven?
No, she isn't. Yes, he is.
Yes, she is. No, he isn't.

6 Let's talk: At my school (→ p. 9/ex. 17)

Example: the girls and boys • OK → Are the boys and girls OK?
→ – Yes, they are.
→ – No, they aren't.

- your friends • from your old school?
- the classrooms • big?
- the pupils in your class • ten?
- your teachers • from London?
- the caretakers at your school • OK?
- your school shoes • new?

7 A game (→ p. 9/ex. 18; p. 10/ex. 19)



What are the words for your numbers? Make questions and answers.

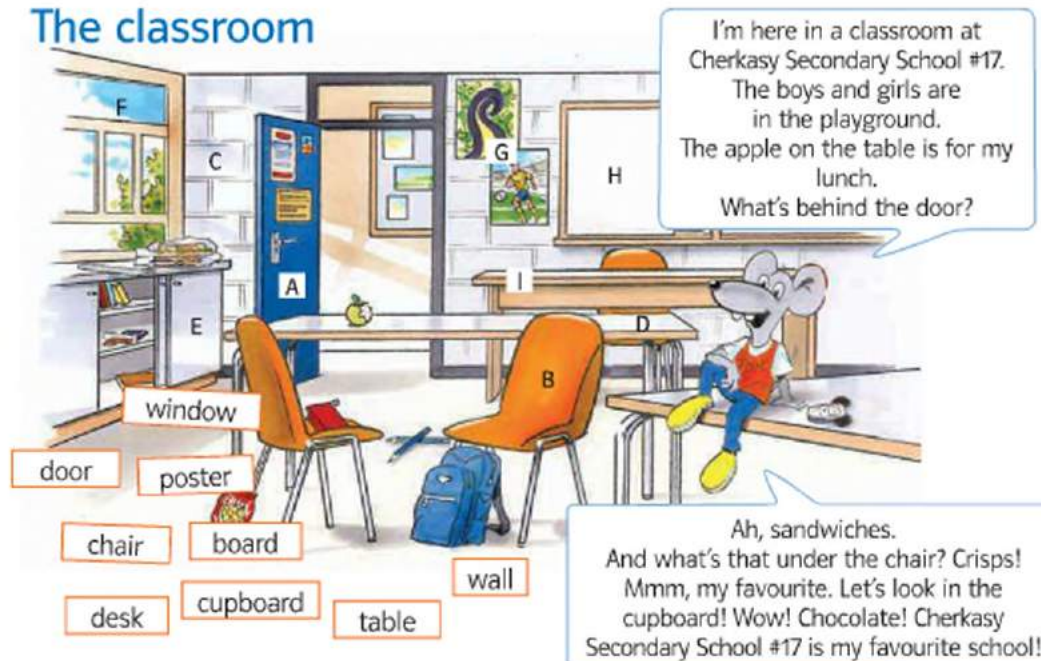
Example:



Emma ... from Greenwich?
Lisa ... eleven?
Mrs Carter ... ten?
Lisa and Emma ... new at Thomas Tallis?
the girls and boys in your class ... Ukrainian?
... English?

Is Emma eleven? – Yes, she is.

The classroom



D1, 16 1 Classroom words (→ p. 11/ex. 20)

- a) Listen and point.
 b) What's the word for A? – The word is 'door'.
 What's the word for B? – ...

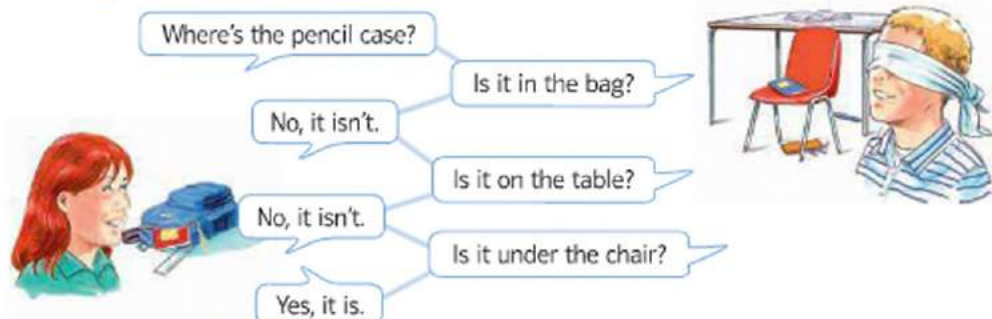
2 In the picture

Write ten sentences.

Example: The apple is **on** the table.
 The books are **in** Go on, please.



3 A game



4 'Who' or 'what'?

1. ...'s TTS? – It's 'Thomas Tallis School'.
2. ...'s Emma? – She's a girl from Bristol.
3. ...'s the word 'mobile' in Ukrainian? – It's 'Mobilka'.
4. ...'s from Greenwich? – Lisa, Terry and Sam.
5. ...'s in the school bag? – A book and two pens.

5 Match the questions and the answers. (→ p. 11/ex. 21)

1. What's under the chair?
2. What's your favourite sport, Lisa?
3. Where's Greenwich?
4. Who's always late?
5. Where are the books?
6. Where are you from?
7. What's 7 and 7?
8. Where's School #17?

They're on the cupboard.

It's a mouse. ✓

I'm from Cherkasy.

It's in London.

It's football.

Sam is always late.

It's 14.

It's in Cherkasy.



D1, 17 6 Classroom phrases (→ p. 11/ex. 22)

Listen and match.

You:

- Good morning.
 Sorry I'm late.
 Can we open the window?
 Where are we?
 What's 'До побачення' in English, please?
 Can I go to the toilet, please?
 What's the homework?
 Thank you.
 Goodbye.

Your teacher:

- That's OK. Sit down, please.
 Yes, of course you can.
 It's on the board.
 Good morning, boys and girls.
 We're on page 19, Exercise 6.
 You're welcome.
 Bye!
 No, you can go at lunchtime.
 It's 'goodbye'. You can say 'bye', too.

7 Let's talk: In the classroom

What can you say to your teacher?

Example:

Teacher: Good morning.

You: ...

1. Good morning.
2. Here's your exercise book.
3. Where's your book?
4. You're late.
5. Let's do a rap.
6. Who's your Ukrainian teacher?

D1, 18-21 **No problem!** (→ Stories p.112)

A It is lunchtime.
Emma is in the cafeteria with Lisa.

Emma: Look – here's Terry. He's cool.


Lisa: Cool? He's –

Emma: Sssh!

Terry: Listen, you two. Here's a new joke.
What's a word with twenty-six
letters?

Emma: That's easy! The word is 'alpha-
bet'. Right?

1



2



B Lisa and Emma are in the
playground now.

Lisa: Let's play. Here you are!

Emma: Oh, no! I'm not good at –

Lisa: Oops! The ball is in
the tree.

Emma: Oh, Lisa. I'm sorry!

C Now Sam and Terry are
in the playground, too.

Sam: Hello. What's the problem?

Emma: It's the ball. It's in the tree.

Sam: That's no problem – not
for Terry and me.

Terry: Is it your ball, Emma?

Emma: No, it isn't.

3




D Terry is in the tree now.

4



5



1 Terry, you're naughty! (→ p. 12/ex. 23)

Talk about the story. This story is ...

very nice

cool

boring

OK

2 What's the right order? (→ p. 12/ex. 23)

Example: 1. It is lunchtime. 2. ...

- Lisa and Emma are in the playground with a ball.
- It is lunchtime. ✓
- Lisa is not nice to Terry.
- Sam is nice to Terry, Lisa and Emma.
- Emma is not good at football.
- The girls are in the cafeteria.
- The ball is in the tree.

4 Picture five (→ p. 12/ex. 23)

Write what Mrs Carter says and what Terry says.

3 Sort the words. (→ p. 12/ex. 23)

😊	☹️
Oh, I'm sorry.	You're naughty!
...	...

Your jokes are boring. •
 Oh, I'm sorry. • No! • You're cool. •
 Here you are. • That's wrong. • That's
 no problem. • Thank you. • Very nice.
 • You're not cool. • Your ball – your
 problem. • You're naughty!



5 Act the story. (→ p. 12/ex. 23)

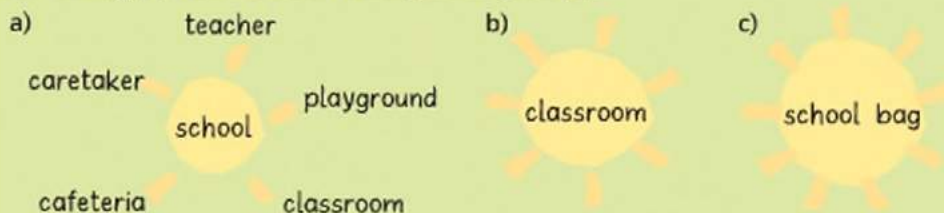
Make groups and then act the story
 "No problem!"

1 New words (→ p. 13/ex. 24)

VOCABULARY SKILLS

V O C A B U L A R Y

Write as many words as you know you see in the classroom (b), you see in a schoolbag (c). There is an example for you (a).



2 Pairs (→ p. 13/ex. 25)

Find six pairs: old – new

yes	thank you
on	no
girl	bye
old	boy
hi	new
please	under

3 The wrong word (→ p. 13/ex. 26)

ruler – rubber – mouse – pencil

Example: The wrong word is 'mouse'.

1. girl – chair – boy – teacher
2. cafeteria – playground – classroom
3. who – what – hi – where
4. in – on – under – pen
5. homework – apple – chocolate – sandwich

4 Where's Tom?

1. Tom is ...



5 Find the right adjectives.

Example: Tom is a lucky mouse.

1. My ... sport is football.
2. TTS is a ... school.
3. Your jokes are ..., Terry.
4. Emma is a ... girl.
5. How ... are you?
6. Lisa isn't ...
7. Sam is always ...
8. Here's Terry.
He's ...
9. English is ...!



D1, 22 6 Let's listen: Words

Write the letters. What are the words?

1 A new school (G1, G2) (→ p. 14/ex. 27, 29)

Look at this letter from Emma to her friend Fiona. Fill in: I, you, he, she, it, we, you, they.

Hi Fiona!

... 's lunchtime here. ... 'm in the playground with Terry. Who's Terry? ... 's my new friend and ... 's cool. ... 're in Year Seven now. Terry's friends are Lisa and Sam. ... 're from his old school. ... 're in Year Seven, too. Mrs Carter is nice. ... 's the English teacher. ... 'm good at English, but ... 'm not good at sport. ... isn't boring here. Greenwich is OK and my new friends are nice. But ... 're my friend, too.

2 School questions and answers (be → G5) (→ p. 14/ex. 28-29)

- Is Thomas Tallis a big school?
- Yes, it is.
- Hi, Terry and Lisa! ... you from Greenwich? - Yes, ...
- Oh, I'm sorry. ... I late? - Yes, ...
- ... the girls in the classroom?
- No, ...
- ... your school bag new? - No, ...
- ... Mrs Carter a teacher? - Yes, ...
- Hello, Mrs Carter. ... we in the right room? - No, ...

3 Who or where?

Who?	Where?
girl	classroom
...	...

girl partner classroom boy playground
home bag posters school
teacher cafeteria board table

4 A new pupil (G6) (→ p. 14/ex. 29)

Steve:

- ... 's your name?
- ... are you from?
- ... 's Mrs Carter?
- ... are the boys?
- ... 's your football?
- ... are 'lucky' and 'cool'?

Lisa:

- It's Lisa.
- I'm from Greenwich.
- She's a teacher at Thomas Tallis.
- They're in the playground.
- It's in my bag.
- They're adjectives.

NOW YOU CAN


- ✓ name yourself
- ✓ name ABC
- ✓ say your phone number
- ✓ say where you are and where he or she is

Home sweet home



D1, 23-24 1 Let's listen: Rooms

- a) Listen and write the words on cards, one word per card.



- b) Look at the picture and listen. Where is Tom? Show the right card.

3 Right colours?

- a) Look at the colours and say the right word.
b) Write the words in the right colour.

Example: Number one is **green**.

2 Colours

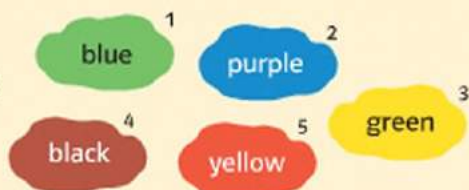
Look at the picture and ask the questions.

A: Is the kitchen yellow?

Close your book. Answer the questions.

B: No, it isn't. It's pink.

1. Is the living room brown?
2. Is the bathroom white?
3. Is the bedroom purple?
4. Is the dining room green?



D1, 25 4 Room rhyme

I'm Tom and here's my home sweet home with table, chairs and bed.
Green and yellow, blue and purple
and my favourite colour, red.
Tiny pictures, tiny sofa
in my funny, tiny house.
Tiny TV and computer –
this is home for Tom, the mouse.

6 Let's talk: Houses

- A: What are the rooms in your dream house?
B: Four bedrooms, a ...
A: What furniture is in the rooms?
B: A big bed, a ...
A: What colours are the rooms?
B: The bathroom is yellow. The ...

D1, 26 8 Let's listen: Tom Tiny and his family

Example: Who's in picture A?
– That's his brother, Tim. He's three.

- Who's in picture B?
- Who's in picture C?
- Who's in picture D?
- Who's in picture E?
- Who's in picture F?

Tina Tim
Tamara
Tilly Tony
Thomas

mum

sister

brother

grandad

dad

grandma

9 Write the family words.

- adragnd
- itress
- rrhoebt
- mraagnd
- add

5 Funny furniture


Write and say the words.

- c•pbo•rd
- com••t•r
- ha•r
- ta••e
- so•a
- pi•tu•e



7 For my folder: My dream house

- Now draw your dream house. Write the words for the furniture and the rooms in your picture.
- Show your picture in class. Find new words. Put your picture and the new words in your folder.



10 Link-up quiz

- Who's in the Tiny family?
- What are the rooms in the mouse house?
- What colour are the rooms?
- What furniture is in the rooms?

Unit 2 At home in Greenwich and Cherkasy

D1, 27 The Brooks and the Ivchenkos



Our computer shop



Emma:

This is my family – my parents, Rob and Farah, and my sister, Amina. Rob is her dad. He's the manager of a computer shop. Our flat is over the shop. It's very small, so Amina and I are in one room. But the shop is great. I can play computer games with my friends there.

Aaargh!!! A tiger!



My shed in the garden

Alex:

My parents are Kate and Victor Ivchenko. Our house is in Farm Road. I'm an only child. But my cat, Tiger, is funny. Her favourite place is the roof of the shed in the garden. My drums are there. The "Keep out!" sign on the door is only for parents – not for my friends.



1 Emma Brook or Alex Ivchenko?

Example: Our cat is on the roof of the shed. – That's Alex Ivchenko.

- | | |
|---------------------------|----------------------------------|
| 1. Our room is small. | 4. I'm an only child. |
| 2. My drums are there. | 5. Our flat is very small. |
| 3. My dad is the manager. | 6. My parents are Rob and Farah. |

Emma Brook

Alex Ivchenko



Our house and garden in Pond Road

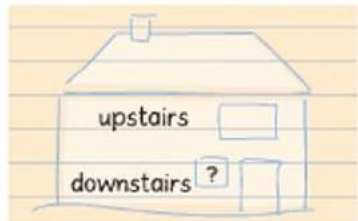
2 The Taylor family (→ p. 16/ex. 1-2)

Write a text for Lisa.

This is my family. My parents are ...
 My sister is ..., and Ben is my ...
 Barker is our ... Our house is ...

D1, 28 3 Let's listen: Can you come over? (→ p. 16/ex. 3)

- Draw this house.
- Now listen and write the number on it.
- Listen again. What things can you add?



4 Let's talk: Where's your house?


- | | |
|------------------------|---------------------------------|
| A: Where's your house? | A: What colour is the door? |
| B: It's in ... | B: It's ... |
| A: What's the number? | A: What colour are the windows? |
| B: It's ... | B: They're ... |



5 For my folder: My family

This is my family. My parents are ... and ...
 I'm an only child. / My brother/sister is ... / My brothers/sisters are ...
 Our house/flat is in ...

Sam's family



1 Who's who? (→ p. 17/ex. 4)

Look at Sam's family tree and make sentences.

Example: Tim is Sam's uncle.

Sarah • James
Tim • Maria • is
Elena • Phil

Sam's • Tracy's •
Phil's • Susan's •
David's

grandad • grandma • aunt •
uncle • cousin • dad •
mum • sister • brother

▶ Sam's family
Phil's cousin

→ G7

2 For my folder: My family

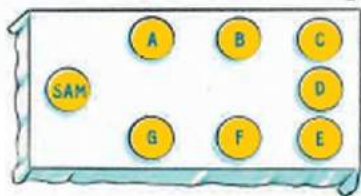
Make a family tree for your family.



3 Lunch with the Spencer family (→ p. 17/ex. 5)

Find the names for the letters at the table.

- The girls next to Sam are his cousins.
- Tracy is on Sam's left.
- Tracy is next to her Uncle David.
- Susan is on her dad's left.
- Phil is next to his dad.
- David is on his mum's right.
- Sam's aunt is on his grandma's left.



Example: A is ...

▶ ... is on the right.
... is on the left.
... is next to ...

D1, 29  **4 Grandma, are we English?** (→ p. 17/ex. 6)

OK. So we're English, Polish and Greek.

Well, my family's name is Pilch. That's a Polish name. But your name, Spencer, is English. Your grandad is from England. But your mum is from Greece. Her parents' name is Stavros.

Your relatives are Italian and English. And today our lunch is English and Italian, too.

▶ her parents' name
your cousins' family

→ G7

- a) Copy Sam's family tree.
b) Add countries to the tree.
c) Where are the people from?
Example: James Spencer is from England. Sarah Pilch is

James Spencer	Sarah Pilch
England	Poland

 **5 Countries, people and languages** (→ p. 18/ex. 7)

Match a flag with a country and write sentences.

Greece/Greek

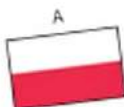


B



C

Poland/Polish



A

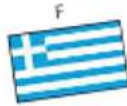
Germany/German



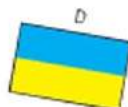
E

Russia/Russian

Ukraine/Ukrainian



F



D

Italy/Italian

Example: Flag A is from Poland. People from Poland are Polish. The language is Polish.

 **6 Let's talk: More about my family**

- A: Where are you from?
B: I'm from I'm
A: Where's your family from?
B: My family is from They're
A: And your grandma/grandad?
B: My grandma/grandad is from She's/He's

Where are you from?



I'm from ...

D1, 30  **Emma, help me!** (→ Stories p. 113)

Emma has got a big sister, Amina. Their bedroom is small, so they have got only one wardrobe. Amina hasn't got a lot of time now. Her friends are outside, so she's in a hurry. But her new T-shirt isn't in the wardrobe. Her parents haven't got it, but what about her sister?

- Amina: Emma? Where are you?
 Emma: In the bathroom. What's up?
 Amina: Where's my new pink T-shirt, Emma?
 Hurry up! I'm late. Have you got it?
 Emma: No, I haven't. Look on the shelf in
 the wardrobe.
 Amina: It isn't there. Where is it?
 Emma: OK, OK! It has er, em – it has
 got a mark on it.



+	I've got	-	I haven't got
	they've got		they haven't got
	she has got		she hasn't got

→ G8, G9

1 The Brooks (→ p. 18/ex. 8-9)

Read the text and write sentences.

Example: Emma **has got** a big sister.
 Amina **hasn't got** a big
 sister.

Emma	+	has got	a lot of time.
Amina			
Mr Brook			
		hasn't got	a pink T-shirt.
			a Discman.
			a problem.
			a big sister.
			friends outside.

2 The girls' room

What have they got? Make sentences.

Example:



They've got beds.



They haven't got a sofa.

1



2



3



4



5




6

**3 Let's talk: Things in your room** (→ p. 19/ex. 10-11)

A: What have you got in your room?

B: I've got a ... and one/two/three

4 A quiz: Who is it? (→ p. 19/ex. 12; p. 20/ex. 13; p. 21/ex. 16)

 Test your partner.

Example:

A: They've got a house in Pond Road.

Who is it?

B: It's the Taylors.

A: He has got ...

B: It's Go on, please.

a shed in the garden

only one bedroom

a house in Pond Road

drums

three cousins in Italy

...

5 Amina's friend (→ p. 20/ex. 14; p. 21/ex. 16)

What are Emma's questions about Amina's friend?

Example:

Emma: Has he got a brother?

Amina: Yes, **he has**.

Emma: Has he got a dog?

Amina: No, **he hasn't**.

Go on, please.



Has he got ... ?

- Yes, he has.

- No, he hasn't

→ G10

a brother (yes) • a lot of friends (yes) •
a dog (no) • a cat (no) • a mobile (yes) •
a computer (yes) • a sister (no) •
a TV in his room (no)

6 What have they got? (→ p. 20/ex. 15; p. 21/ex. 16)

A: My questions are about the Brooks.

Have they got a computer shop?

B: Yes, they have.

A: Have they got a cat?

B: No, they haven't.

A: Have they got ... ?

Go on, please.

Have they got ... ?

- Yes, they have.

- No, they haven't

→ G10

the Brooks

the Ivchenkos

the Taylors ?

the Spencers

a computer
shop

a cat/dog

a flat in ... Road

a garden

a shed

a boy

7 Let's talk: Have you got a red pencil, please? (→ p. 21/ex. 16)

Yes, I have.
Here you are.

I haven't got my bag.
Have you got a red
pencil, please?

Have you got
a ruler?

No, I haven't.
Sorry.



1 Look at the pictures. (→ p. 22/ex. 17)

What's different?

Example: In picture A there are two books on the table.

In picture B there is one book on the table.

A



B



one shelf
two shelves



2 Let's talk: Questions and answers about the pictures (→ p. 22/ex. 18)

Your book is closed. Your partner is A.

A: Is there a table in picture A?

B: Yes, there is.

A: Are there four chairs in picture B?

B: No, there aren't. Go on, please.

there is
there are
Is there ...?
Are there ...?

3 For my folder: My room

Draw a picture of your room, and write about your room.

My room

In my room there is ...



4 Revision: I spy with my little eye ...

A: I spy with my little eye something beginning with 'C'.

B: Cupboard.

A: No, sorry.

C: Chair.

A: No. That's wrong.

D: Chocolate.

A: Yes. That's right.

Go on, please.



1 Two families

Chats with Charlie

Radio Active has got a new radio show: Chats with Charlie. People can chat about their favourite topics on the show. They can phone Charlie or come to his studio. He is always happy to see new people there.

Before you listen: Who is in the Taylor family? Who is in the Spencer family?

Example: Lisa has got ...

dad

sister

brother

...

D1, 31 2 Let's listen: Family and friends

What's the right answer?

- The topic today is ...
friends. • family. • magazines.
- Sam has got ...
a brother. • a sister. • a grandma.
- Lisa's sister is ...
six. • five. • ten.
- When she's unhappy, Lisa can ...
play with Barker. • sing a song. • play football.



D1, 32 3 Let's listen: Right or wrong?

- Sam is the DJ.
- Lisa is in the studio.
- Lisa can talk about problems with her friends.
- Sam has got a lot of friends.
- Lisa has got a problem with Barker.
- The topic today is 'family'.

D1, 33 4 Sounds

Listen and say.

[tʃ]	[dʒ]
It's Chats with Charlie.	He's the DJ.
She's the teacher.	Here's Mr Jackson.
It's lunchtime.	He's the manager.
What's in the picture?	It's an old joke.



D1, 34 5 A song: I've got a crazy song (Music: K.-H. Böttcher, Lyrics: S. McBride)

- I've got a crazy song about my brother.
A really crazy song about my brother.
I've got a song for free about my family.
I've got a crazy song about my brother.
- You've got a crazy song about your sister.
A really crazy song about your sister.
- He's got a crazy song about his grandma.
- She's got ... about her cousin.
- We've got ... about our uncle.
- They've got ... about their grandad.

D1,
35-38**Ghosts in Hither Farm Road?** (→ Stories p.114)**1 Before you read: Who's who?**

What can you say about Terry, Tiger and Emma? They're in this story.

A One Saturday afternoon Terry is in his shed in the garden.

Tiger, the Jacksons' cat, is on the roof of the shed. Terry has got his dad's laptop on one of his drums. He is busy with a new music project. But he has got a question. The laptop is not very good. It is really slow. He is fed up.



B Who can help? Sam hasn't got a laptop. But what about Emma? He has got Emma's phone number, and he is lucky: she is at home! Emma has got a new laptop and Terry can borrow it.

She has got homework, but she can come over in an hour. Terry is happy now. He can finish his project.

C An hour later, there is a knock on the door of the shed. It is Emma with her new laptop.



- D Emma: Terry, it's spooky here. There are strange noises outside.
 Terry: Oh, Emma! It's only the wind in the trees. We haven't got ghosts in Hither Farm Road! But I can take you home.
 Emma: OK, Terry. That's really nice of –

Suddenly there is a terrible noise outside!
 Emma is really scared.

- Emma: Aargh!!! Terry! What's that?
 Terry: I'm not sure. Let's look!

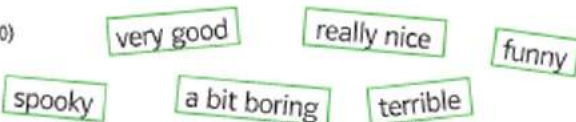
It is dark outside, but they can see two yellow eyes under the window. Meow, meow!

Terry: Tiger! You stupid cat. Your bed is in the kitchen. It isn't on the roof of the shed! Come on, Emma. Let's go!



2 Talk about the story. (→ p. 23/ex. 20)

This story is ...



3 What's wrong in the sentences? (→ p. 23/ex. 20)

Example: Terry is in the Jacksons' house. That's wrong. Terry is in **his shed**.

- The shed is in Pond Road.
- Terry has got his dad's drums.
- Emma is at school.
- Emma has got an old laptop.
- There is a knock on the door of Terry's house.
- They can see two cats under the window.

✿ 4 More about Terry, Emma and Tiger (→ p. 23/ex. 20)

- a) Sort the adjectives.

strange • busy • new • fed up •
 slow • not very good • lucky •
 good with ... • hap-
 py • nice • scared •
 stupid • terrible • spooky

Terry	Emma
busy	good with computers
...	...

Tiger	places/things
stupid	not very good
...	...

- b) Use the adjectives and write sentences.
 Example: Terry is busy in the shed.

1 Picture words (→ p. 24/ex. 21–24)

VOCABULARY SKILLS

V O C A B U L A R Y

Make picture words as in the examples.

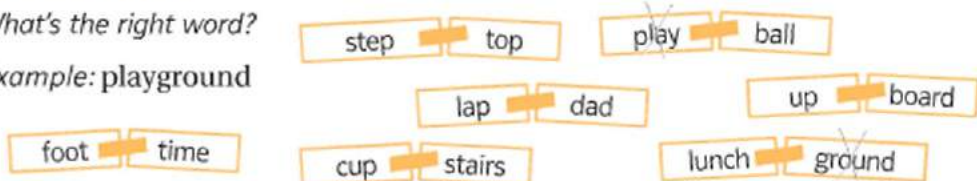
Examples:



2 Funny words (→ p. 24/ex. 21–24)

What's the right word?

Example: playground



3 A word puzzle (→ p. 24/ex. 21–24)

Find the words.

- | | | |
|---------------------|------------------|--------------------------|
| 1. school → teacher | 2. bed → bedroom | 3. grandpa → grandma |
| computer shop → ??? | sofa → ??? | uncle → ??? |
| 4. Greece → Greek | 5. books → shelf | 6. pencil case → pencils |
| Poland → ??? | T-shirts → ??? | house → ??? |

4 Barker's bed (→ p. 24/ex. 21–24)

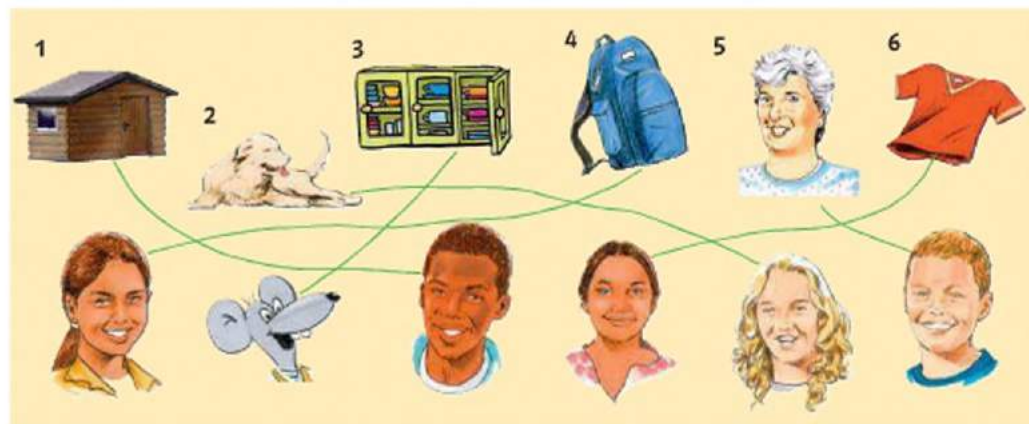
Barker's bed is in the Taylors' kitchen.
What is there in Barker's bed?

Example: There is a mouse.
There are ...



1 Terry's shed (G7, have got/has got → G8) (→ p. 25/ex. 25-26)

a) Example: 1. That's Terry's shed. 2. That's Go on, please.



b) What have the people got? Write sentences.

Example: Terry has got a shed. Go on, please.

2 Two families (have got/has got → G8, have got/has got → G9) (→ p. 25/ex. 25-26)

	cat	dog	shed	garden	house	flat
The Ivchenkos	✓	✗	✓	✓	✓	✗
The Taylors	✗	✓	✗	✓	✓	✗

Make sentences.

Example: The Ivchenkos have got a cat. They haven't got Go on, please.

3 Funny questions (have got/has got → G10) (→ p. 25/ex. 25-26)

Examples: I • tree • in my bedroom – Have I got a tree in my bedroom?
my • dad • drums • in the car – Has my dad got ... ?

- our cousins • shed • in the playground
- we • sofa • in the bathroom
- my grandma • computer • in the garden
- our school • garden • on the roof
- I • cupboard • in my school bag
- Barker • window • in his bed

NOW YOU CAN

- ✓ describe your family
- ✓ you can write 5 sentences about your family
- ✓ describe your room and what you have got in your room

Hobbyland



skate

play computer games

play the drums

break-dance

play football

swim

ride a bike

draw a picture

collect and swap cards

read comics

watch videos

ride a horse

1 What can you do in Hobbyland?

Copy the list of hobbies under the picture. Look at the grid and write down where you can do the different things.

- Example: 1. ride a bike – A1
2. ride a horse – ...

2 Let's listen: Check your list.

Are all your answers right?
Correct what's wrong.

▶ Can you ...?
– Yes, I can.

→ G11

3 Let's talk: Hobbies

- a) A: Let's say we're in Hobbyland. What can we do together?
B: We can ... and we can ...
A: OK. But I can't ...
B: Then I can teach you. / Then we can ...
A: OK. That's a good idea.
- b) Add more hobbies to your list in Exercise 1.
- c) What hobbies can't your partner do?
A: Can you ...?
B: Yes I can. / No, I can't. Can you teach me?
A: Yes, I can. / No, I can't.

D1, 40 **4** Let's listen: What can't you do today in Hobbyland?

Example: You can't skate today.

Go on, please.

5 Hobbies for Tom and Tina

What can Tom and Tina do?

Example: Tom can ride a bike and ...

Tina can ...



6 Tom's week

- a) What can Tom and his friends do at the Mouse Club?

Example: On Mondays they can swim or they can draw a picture. On Tuesdays they can ...

- b) Write a plan for Tom's week.

Tom's week
Monday: swim
Tuesday: ...



7 Link-up quiz

1. What can you play?
2. What can you ride?
3. What can you watch?
4. What can you read?

8 What day is it?

▶ before
after

1. It's the day after Wednesday.
2. It's two days before Sunday.
3. It's the day after Monday.
4. It's two days after Thursday.
5. It's the day before Monday.

D1, 41 **9** A song: Seven days in a week (Music: K.-H. Böttcher/Lyrics: K.-H. Böttcher & S. McBride)

At Thomas Tallis after school
There's always lots to do.
From drama club to basketball,
It's really up to you.
Monday is number one.
Cooking is really fun, yeah!
Tuesday is number two.
Football is the thing for you, yeah!
Wednesday is number three.

Drama club for you and me, yeah!
Thursday is number four.
Gymnastics on the floor, yeah!
Friday is number five.
Rap music - and it's live, yeah!
Saturday is number six.
Where are the hockey sticks? Yeah!
Sunday is number seven.
Nothing to do is heaven, yeah!

Unit 3 Free time

D1, 42 School clubs

FRIDAY IS RAP DAY

Learn to **break-dance** and **rap** in the T.T. rap club!


When: Fridays at 3:30
Where: the music room



Come to the Thomas Tallis

All Sports Club

in the gym on Fridays at 3:30.
Learn to play basketball, badminton and volleyball.



THE COOKING CLUB



- ☞ on Mondays
- ☞ in room 4C
- ☞ at 4:00

THOMAS TALLIS DOG CLUB



Come to the Thomas Tallis dog club in the park on Mondays at 3:30.

Learn about dogs and teach your dog tricks.

- ▶ 4:00 = four o'clock
- 3:30 = half past three

Drama Club

Can you **sing**? Good!
Can you **dance**? Great!
Can you **sing and dance**? WOW!

We've got just the right thing for you:



Come to the hall on Wednesdays at 3:00.
Cherkasy Secondary School #17

The T.T. Football Club

every Tuesday

in the gym

at 4:00

Cherkasy Secondary School #17

COMPUTER CLUB



Every Tuesday at 3:30 in the computer room.
Cherkasy Secondary School #17

1 Clubs at Thomas Tallis and Cherkasy Secondary School #17 (→ p. 27/ex. 1)

What clubs are there at Thomas Tallis/Cherkasy Secondary School #17? Where are they?

Example: You can go to the football club. It's in the gym. Go on, please.



2 Let's talk: Boring or a good idea?

Talk about clubs with a partner. (→ p. 27/ex. 2)

A: Let's go to the ... club.

B: No, that's Let's go to the ... club.

A: OK. That's When is the ... club?

B: It's on ... at Go on, please.

fun 😊
easy 😊
(very) good
(really) nice
a good/great idea
OK
cool

☹️
no fun
terrible
(a bit) boring
not cool

D1, 43 3 Let's listen: What can we do? (→ p. 27/ex. 3-4)

a) Match the clubs with the pupils. Example: Lisa – dog club, football ...

b) What can the friends do together? Example: Lisa and Terry – football club

c) Look at the clubs on page 40 again. When are they?

Add the times to the clubs in b) and write sentences.

Example: Lisa and Terry can go to the football club
(in the gym on Tuesdays at 4:00).

football

computer

cooking

dog

all sports

rap

drama

4 Let's talk: My clubs

What's your club?

My club is ...



When is it?

It's on ... at ...

a) Make a list of clubs at your school or in your town.

b) Talk about clubs with your partner.

A: What are your clubs?

B: My clubs are ... and

A: When are they?

B: ... is on ... at ..., and ... is on ... at

5 For my folder: My favourite club

Make a poster for your favourite club.

My
favourite
club



What: the music club. We can play music together.

When: on Saturdays at 3:00

Where: The YOUTHCLUB

Clubs at Thomas Tallis and Cherkasy Secondary School #17

D1, 44  **1 Late again?** (→ p. 28/ex. 5)

Sam is on his way to the cooking club.
Mr Newman is in the playground.

a) Read the dialogue.



b) Act the dialogue with a partner.
Use different times.

Example: 3:30 – It's half past three.

- | | | |
|----------|----------|----------|
| 1. 4:30 | 4. 7:20 | 7. 4:50 |
| 2. 8:15 | 5. 10:30 | 8. 9:28 |
| 3. 12:45 | 6. 6:15 | 9. 11:14 |



- ▶ 4:15 = quarter past four
- 4:30 = half past four
- 4:45 = quarter to five
- 4:20 = four-twenty

Excuse me! What's the time, please?

It's quarter to four.

Oh, thank you.

You're welcome.







2 At the clubs

Match the pictures of different clubs with the texts.

Example: Picture 1 – Take the apples out of the oven at 5:15.

▶ Take ...

→ G12

<p>1 </p>	<p>2 </p>	<p>Take the apples out of the oven at 5:15. ✓</p> <p>OK. It's 4:30. Stop the music, please.</p>
<p>3 </p>	<p>4 </p>	<p>OK. It's 5:00. Put the balls in the cupboard, please.</p> <p>OK. It's 4:30. Walk your dogs to the tree and back, and then you can go home.</p>
<p>5 </p>	<p>6 </p>	<p>Sorry, it's 4:30. Finish the game now, please.</p> <p>It's only 4:50. Sing the song again, please, Emma.</p>

3 Rules for the drama club (→ p. 28/ex. 6)

Example: Come to the drama hall at 2:55.

– Can you come to the drama hall at 2:55, please?

Come to the drama hall at 2:55.

Bring your *Cats* T-shirts.

Leave your bags in my room.

Put your mobiles on my desk.

Learn your lines at home.

Go to the toilet before you come.

Be nice to your partner.

Smile! Drama is fun!

Can you ..., please?

...

Nice words
can help!



4 Rules in the T.T. all sports club (→ p. 28/ex. 7)

It's 3:30 on Friday. Lisa is at the all sports club, but she is fed up. There are a lot of rules.

▶ Don't bring ...!
Don't ...!

→ G12

a) Read the rules.



b) Make more rules with: be, bring, leave, open, play, put.

1. Don't ... football in the hall!
2. Don't ... late!
3. Don't ... the gym!
4. Don't ... the windows!
5. Don't ... dogs!
6. Don't ... schoolbags behind the door!



5 Classroom rules

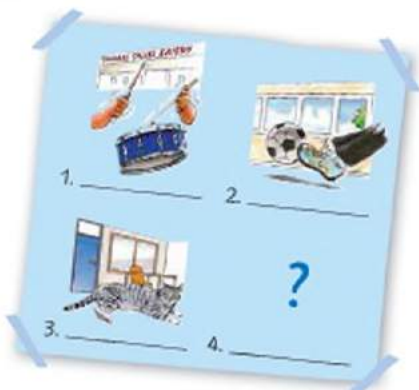
Write rules for your classroom.



6 Funny rules

a) Look at the poster. What are the rules for the pictures?

b) Make a poster with funny rules for your school.



7 A trick with numbers

Think of a number from one to ten. Multiply the number by two (x2). Add the number eight (+8). Divide the number by two (÷2). Take away the first number (- first number). What's the number?

D1, 45  An e-mail to Grandma

Dear Grandma,

Thank you for your e-mail. You ask about my new school. Well, I like Thomas Tallis and I like my teachers. The uniform is OK. My school day is very long. We start at 8:40 and most days I don't get home before 4:30. Here's a normal day for me:

7:45 – I get up and wash.

8:00 – I dress and go into the kitchen.

8:15 – I eat breakfast with Dad.

8:30 – I leave the house.

1:10 – Lunchtime!!! I eat lunch with my friends, and after lunch we play in the playground.

2:10 – We start afternoon school.

3:20 – We finish school. On Wednesday afternoons we finish at 2:30.

5:00 – I do my homework.

7:00 – We have supper. After supper I help in the kitchen or watch TV.

9:30 – I go to bed.

Bye, Emma



Here I am in the computer room :-)

1 From morning to night (→ p. 29/ex. 8)

What can Emma say about her day?

Example: I get up and wash at 7:45. I dress and ... at

Go on, please.

- ▶ I get up ...
- I dress ...
- I eat ...

2 For my folder: My school day (→ p. 29/ex. 9)

Write about your school day.

Example: I get up and wash at 6:30. I

Go on, please.

I eat breakfast in bed.



3 School days (→ p. 29/ex. 10)

Look at a day at your school and a day at Emma's school. What's different?

Example:

1. They start at We start at
 2. They eat lunch at We eat
- Go on, please.

D1, 46  Who likes Mondays?

Tiger likes mice. She doesn't like dogs. And she doesn't like Mondays. Terry always comes home early on Mondays and plays his drums in the shed. Tiger often sleeps on the roof of the shed. She doesn't like her bed in the kitchen. She never sleeps there.



Barker likes his bed in the kitchen. He puts his favourite things there. He doesn't like Wednesdays. Lisa always comes home late. But he likes Mondays. Then he always watches *Tom and Jerry* on TV with Jade.

1 Tiger or Barker? (→ p. 32/ex. 17–18; p. 33/ex. 20)

Example: ... likes his bed. **Barker** likes his bed.

- | | |
|------------------------------------|--|
| 1. ... watches TV. | 4. ... likes mice. |
| 2. ... never sleeps in her bed. | 5. ... likes Mondays. |
| 3. ... puts his things in his bed. | 6. ... sleeps on the roof of the shed. |

▶ He likes ...
She sleeps ...
He watches ...

→ G13

2 Right or wrong? (→ p. 32/ex. 19; p. 33/ex. 20)

Example: Barker doesn't like his bed. – That's wrong. **Barker likes his bed.**
Tiger likes mice. – That's right.

- | | |
|--|--|
| 1. Tiger doesn't like Mondays. | 5. Tiger likes dogs. |
| 2. Barker puts his things in the garden. | 6. Barker likes <i>Tom and Jerry</i> . |
| 3. Barker doesn't like Mondays. | |
| 4. Terry always skates on Mondays. | |

▶ She likes / doesn't like ...
He watches / doesn't watch ...

→ G15

3 That's wrong.

(→ p. 33/ex. 20; p. 34/ex. 21–22)

▶ go – goes
do – does

Example:

Emma likes dogs.
– That's wrong. She **doesn't like** dogs.

- Terry goes to school at 8:25.
- Lisa goes to the cooking club.
- Tom likes cats.
- Emma gets up after Amina.
- Sam does homework at 5:00.
- Barker sleeps on the roof.

4 Sam and Terry's Monday

(→ p. 33/ex. 20; p. 34/ex. 23)

- Terry **gets up** at 7:00.
He **eats** breakfast at ... He ...
- Sam **gets up** ... He ...
Go on, please.

	Terry	Sam
get up	7:00	8:20
eat breakfast	7:30	8:25
go to school	8:00	8:35
do homework	5:00	9:00
watch TV	7:30	7:30

D1, 47 **1 Let's listen: A chat with a night nurse**

Today Charlie chats with Anna Church, a night nurse.
Match the sentence parts.

- | | |
|------------------------------------|-----------------------------------|
| 1. Anna helps | a. with their homework. |
| 2. She starts work | b. at seven in the morning. |
| 3. People sometimes | c. at half past three. |
| 4. Anna comes home | d. at ten o'clock in the evening. |
| 5. She helps her children | e. bring chocolate. |
| 6. She always goes to their school | f. a lot of people. |

D1, 48 **2 Let's listen: Anna's day**

Listen again. Then match the times with the sentences.

Example: Anna starts work at ten o'clock in the evening. She Go on, please

- | | | | | |
|-------------------|----------------------|---------|------|------------------|
| Anna starts work. | She finishes work. | 7:00 | 2:30 | in the afternoon |
| She goes to bed. | She makes breakfast. | 10:00 ✓ | 8:00 | in the morning |
| She eats lunch. | She gets up. | 6:15 | 3:00 | in the evening ✓ |

D1, 49 **3 Sounds**

Put the words in three groups.

borrow, comes, dances, does, dresses, finishes, helps, leaves, plays, puts, rides, shouts, sings, skates, sleeps, starts, swims, takes, teaches, washes, watches

[s]	[z]	[ɪz]
helps	borrow	dances
...

D1, 50 **4 A poem: Lazy Daisy and Busy Bobby**

Lazy Daisy
Sleeps on Monday
Gets up on Tuesday
Washes on Wednesday
Dresses on Thursday
Plays on Friday
Sings on Saturday
Dances on Sunday.
This is what Daisy
Does every week.

Busy Bobby
Washes on Monday
Irons on Tuesday
Shops on Wednesday
Cooks on Thursday
Cleans on Friday
Bakes on Saturday
Dances on Sunday.
This is what Bobby
Does every week.



D1, 51-58 **Barker's story** (→ Stories p. 114)

1 Before you read: Answer the questions.

1. Who's Barker?
2. Who's in the Taylor family?

1



B Every morning at half past seven I wake up Lisa and wash her face. Lisa is my friend. Then she washes her face again. After that, we make our breakfast.

3



D In the afternoons Susan and I go to our café. I often sit behind the window, and I say 'Hello!' when people come in. I'm a very nice dog.

5



A Hello. I'm Barker. My people are the Taylors – Richard and Susan and their children, Lisa, Ben and Jade. The Taylor family lives in my house. I love the Taylors!

2



C At twenty past eight the children go to school. I help Susan in the house, or I play in the garden. Sometimes a cat comes into our garden, but I don't like cats. I always bark, and then they run away.

4



E On Saturdays I don't work, and Lisa doesn't go to school. I take Lisa to the park. I often teach Lisa tricks. I sometimes bring Lisa her ball. She often gets lost in the park. Then she calls my name. I always find Lisa again.

F On Sundays I go out of town with my people in our car. There are always a lot of cars. Sometimes there are dogs in the cars, too. We bark. It's great fun!



H At nine o'clock I take Lisa to bed. She's nice, so she can always sleep in my bed. I've got a very nice bed in the kitchen, too. But I sometimes sleep on my big bed in the bedroom. After my busy day I'm always dog-tired.

G In the evenings my people often watch TV. Then we play a game. I watch TV, too. I sit in front of it, and they throw shoes. I take the shoes into Lisa's bedroom. I like shoes!



2 Say what you think. (→ p. 35/ex. 24)

Example: I think this story is really nice/funny/...
I like/don't like Barker/the pictures/the story/...
Go on, please.

3 Who is it? (→ p. 35/ex. 24)

Example: Who tells the story? – **Barker.**

- Who are Barker's people?
- Who goes to school?
- Who takes Barker to the park?
- Who sits behind the window?
- Who gets lost in the park?
- Who throws shoes?



4 Let's talk: What can you remember? (→ p. 35/ex. 24)

a) Partner A looks at pictures 1 to 4 and then closes his/her book. Partner B asks questions.

B: Who is in picture 1?

A: Barker and ...

B: Is there a car in picture 1?

A: ...

b) Partner B looks at pictures 5 to 8 and then closes his/her book. Partner A now asks questions.



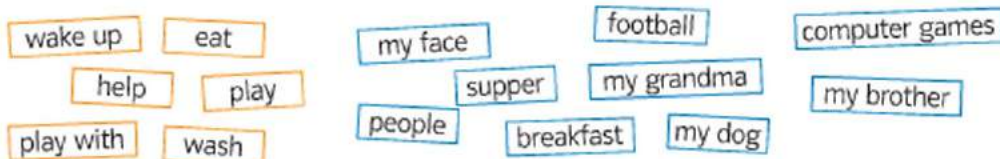
D1, 59 **1 Words in sentences** (→ p. 36/ex. 25-28)**VOCABULARY SKILLS****V O C A B U L A R Y**

Learn the new words in a sentence.

- a) There's a dog in our rap club,
And breakdance is his thing.
When he dances on the table,
All the children start to sing.
- b) Make on Monday, take on Tuesday,
Wash on Wednesday, throw on Thursday,
Find on Friday, sit on Saturday,
See on Sunday.

**2 What can you do?** (→ p. 36/ex. 25-28)

Example: I can wash my face. Go on, please.

**3 Fill in the right letters.** (→ p. 36/ex. 25-28)

Example: fav♥♥rite – favourite

1. choc♥♥♥te 3. br♥♥kfast 5. We♥♥♥sday 7. of♥en 9. diff♥♥ent
2. r♥♥lly 4. T♥♥sday 6. y♥♥ng 8. e♥♥ning 10. cupb♥♥rd

**4 Tom's Sunday** (→ p. 36/ex. 25-28)

Example: Tom gets up at 10:00 in the morning. He ...



does homework
goes to bed
eats supper
gets up
watches TV
makes breakfast

1 Playground rules (G12) (→ p. 37/ex. 29-31)

Look at the pictures on the board.
Write the rules.

Example: 1. Don't bring mobiles. Go on, please.

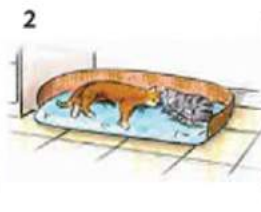


2 They don't eat chocolate. (G15) (→ p. 37/ex. 29-31)

Look at the pictures and the words. They don't do a lot of things. What can you say?

Example: They don't ...

help in the house
eat chocolate
live in a flat
like TV
sleep on the roof
love cats



3 Tiger's Saturday (G13, G15) (→ p. 37/ex. 29-31)

Example: Tiger ☹... in her bed. She ☺... on the roof. **sleep**

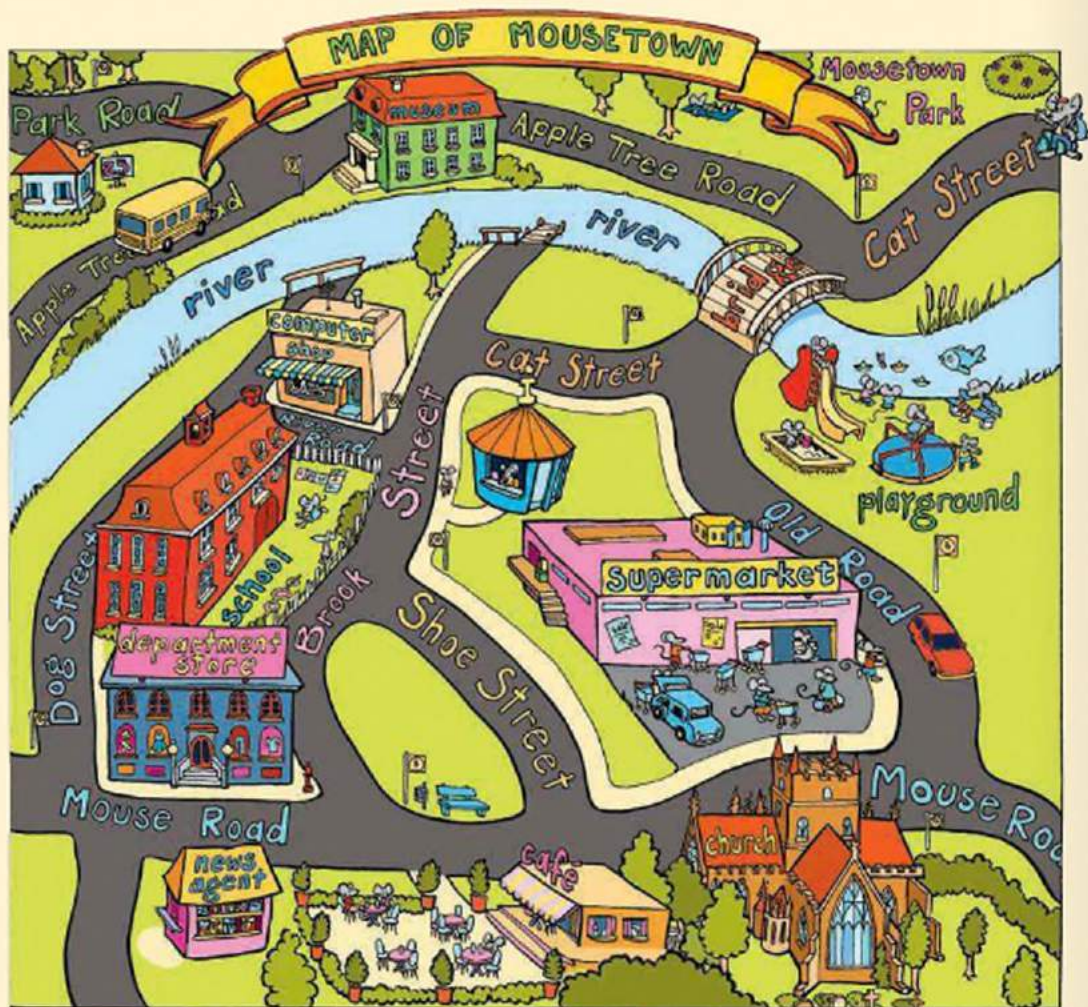
Tiger doesn't sleep in her bed. She sleeps on the roof.

1. She ☹... her bed in the house. She ☺... the shed. There are mice under it. **like**
2. On Saturday Tiger ☺... at 6:00 in the morning. Terry ☹... before 10:00. **get up**
3. She ☹... mice. She ☹... her breakfast. **like**
4. She ☹... into the garden. She ☺... into Terry's bedroom. **go**
5. She ☹... on the bed. She ☺... on his face. **sit**
6. Terry ☹..., "Nice cat!" He ☺..., "You stupid cat!" **say**

NOW YOU CAN

- ✓ speak about clubs and hobbies – what your hobbies are
- ✓ you can make a report – make a dialogue with your partner about your evening plans: write what is forbidden in your school
- ✓ write about your schedule; ask your partner what time it is now

In town



bus stop; information centre

D2.1 1 Places in Mousetown

- Listen to the words for places on the map. Say the words.
- Now look at the map. What is where?

Example: The café is in Mouse Road. The park is in ...



D2,2  **2 Let's listen: I'm new in Mousetown.**

- Look at Tom's map and listen. Where's Tom?
- Listen again. Where are the bus stops?
What's the number of the bus?
- Find the way from the department store to number 25 Park Road.



 **3 Let's talk: In Mousetown**

Look at the map of Mousetown. You are behind the school in Dog Street. How can you get to the computer shop, the museum and the playground? Ask a partner.

- A: Excuse me. Can you tell me the way to the computer shop, please?
 B: Yes. Go down Dog Street to River Road. Go right into River Road. The computer shop is on your left.
 A: Thank you. Goodbye.

▶ on your left
 on your right
 next to
 Go down ...
 Go left.
 Go right.

 **4 A game: Where am I?**

- A: Look at the map and then close your eyes.
 B: I'm in Mouse Road, in a place next to the church. Where am I?
 A: You're in the ...
 B: No, that's wrong.
 A: You're in the ...
 B: Yes, that's right. *Go on, please.*

5 Link-up quiz: What is it?

- It's near the supermarket. There are a lot of children there. It's in Old Road.
- It's near the river. It's in Apple Tree Road. There are old books and pictures in it.
- It's near the newsagent. It's in Mouse Road. There are a lot of sandwiches there.


 **6 In Mousetown**


You are at the Information Centre. Where can mice go in Mousetown? How can they get there?

Make a poster with six places.

Places in Mousetown

How you can get there:

 1. The church:
Go down Shoe Street to Mouse Road. Go left.
The church is ...

2. The playground:
Go down ... 


Unit 4 Greenwich Project Week

D2, 3-7 Out and about in Greenwich



A There is a great playground in Greenwich Park. A lot of young people come here on skateboards or on skates. You can play football here, too.

B The Foot Tunnel goes under the Thames, so you can walk under the river! It starts at Cutty Sark Gardens in Greenwich and goes to the Isle of Dogs.



1 What is it? (→ p. 39/ex. 1)

Example: East is on the right and West is on the left. – It's the Meridian Line.

- This famous ship is a museum, too.
- A train without a driver!
- A lot of mice use it.
- Home of the 24-hour clock!
- Use it and walk under the river!
- You can skate here.

D2, 8 2 Let's listen: Places for our project

- a) It's Greenwich Project Week at Thomas Tallis. The pupils work in groups and choose a topic. Then they go into town and get information. The four friends want to find a topic for their project.

places		
Greenwich Park	Terry	Emma
Cutty Sark

Who wants to do what? Listen and complete the grid.

-  b) *What's Terry's idea? Complete the text.*

Let's call our topic... . We can go to the... and the... first. Then we can visit the... and... .



C The Royal Observatory is in Greenwich. It is the home of the Meridian Line and GMT (Greenwich Mean Time).



D The name 'Cutty Sark' means short shirt. It is now a museum. You can see old pictures and maps there.



E The DLR (Docklands Light Railway) goes under the river from Greenwich to the Isle of Dogs, too. It is a train without a driver.



3 Let's talk: A visitor in Greenwich (→ p. 39/ex. 2-3)

- A: Excuse me. I'm a visitor here. Where can I go and what can I do in Greenwich?
 B: You can go to You can ... there.
 A: Thank you. That's a good idea.
 B: You're welcome.

Cutty Sark Museum: visit a famous old ship • look at old maps

Greenwich Park: play football • skate

Royal Observatory: see the 24-hour clock • see the Meridian Line

4 For my folder: My Chernivtsi

(→ p. 39/ex. 3)

Where can visitors go in your town and what can they do there?

Make a poster with pictures.

My Chernivtsi



Our church is very old.



Our park is great. We play football here every Saturday.

We skate and listen to music here.



Friends and families in Greenwich



1. Do you live in Greenwich?
2. Do you often go to Greenwich Park?
3. Do you skate there?
4. Do you play football there?
5. Do you ride your bike there?
6. Do you meet friends there?
7. Do you eat lunch in Greenwich Park?
8. Do you listen to music there?
9. Do you read in Greenwich Park?
10. Do you swap cards there?



1 Terry's survey (→ p. 40/ex. 4-5)

Terry does a survey for the school project. Look at his questions.
What are Emma's answers?

Terry: Do you live in Greenwich?

Emma: Yes, I do.

Terry: Do you often go to Greenwich Park?

Emma: No, I don't. Go on, please.

- ▶ Do you ... ?
- Yes, I do.
 - No, I don't.

→ G16

2 Let's talk: Our town

a) Young people in Greenwich meet in the park.
Where can you meet in your town? What can you do there?
Example: We can meet We can ... there.

b) Look at Terry's questions again.
Write five questions. Ask the group.

A: Do you ... ?

B: ... Go on, please.

Where can we meet?



We can meet in the playground.

3 Let's talk: Friends and family

Make questions and then ask a partner.

Example: A: Do your friends go to town on Saturdays?

B: Yes, they do. / No, they don't.

- ▶ Do your friends ... ?
- Yes, they do.
 - No, they don't.

→ G16

Do	+ your friends		+ go to		+ town		+ on ... ?
	+ your parents				+ the park		
	+ you and your friends/parents				+ the shops		

4 How the pupils go to school (→ p. 40/ex. 6)

One group in Year Seven chooses the topic 'transport'. They make a grid and ask the pupils questions. *Say how the pupils go to school.*

▶ by bike
on foot

HOW?	LISA	SAM	EMMA	TERRY	KATE	JOHN	MARY	JENNY
by bike		✓		✓		✓	✓	
on foot			✓		✓			✓
by car	✓			✓	✓			
by bus	✓		✓				✓	
on skates		✓				✓		

Example: Lisa goes by car or by bus. Sam goes ...

b) *Say how you go to school.*



5 Transport (→ p. 41/ex. 7-8)

A: Does Sam go to school by bus?

B: Yes, he does.

A: Does Lisa go to school on foot?

B: No, she doesn't. *Go on, please.*

▶ Does Sam ...? – Yes, he does.

– No, he doesn't.

Does Lisa ...? – Yes, she does.

– No, she doesn't.

→ G16

6 A family topic – the Taylors' week



walk Barker



skate in the park



watch TV



play cards



phone Emma

a) Write sentences about the Taylors' evenings.

Example: On Mondays Mrs Taylor walks Barker at 7:00. On Tuesdays ...
Go on, please.

b) Make dialogues with a partner.

A: Do Jade and Lisa watch TV on Mondays?

B: No, they don't. They watch TV on ...
Go on, please.



7 Let's talk: Your family (→ p. 41/ex. 9; p. 42/ex. 10)

Make questions and answers.

Example: Does your mum get up at ...? – Yes, she does.

Does	+	your mum your dog your grandad ...	+	get up meet friends go to the park ...	+	on Saturdays? every day? at ... o'clock? ...
------	---	---	---	---	---	---

Questions about Greenwich

1 What do you know? (→ p. 42/ex. 11)

1. What does GMT mean?
2. Where do visitors find the 24-hour clock?
3. What do the letters DLR mean?
4. Where does the Foot Tunnel go?
5. What does the name 'Cutty Sark' mean?
6. How do you get from Greenwich to the Isle of Dogs?

Name: Emma Brook

1. Greenwich Meridian Time
2. at the Royal Observatory
3. I don't know
4. under the river
5. old boat
6. by tunnel or by DLR



Greenwich
Mouse Time?

▶ What?
Where?
How?

Name: Sam Spencer

1. Greenwich Meet Time
2. at the Royal Observatory
3. the Docklands Light Railway
4. under the river
5. big shirt
6. by DLR or you can walk

2 Read the friends' answers.

Who has got one wrong answer, two wrong answers, three wrong answers?

Example: Emma has got ... wrong answers. It's/ They're number Sam has got
Go on, please.

3 How do we get to the Cutty Sark? (→ p. 42/ex. 12; p. 43/ex. 13)

Before the pupils go to Greenwich, they ask their teacher a lot of questions.

Put in the right question words.

When ... ?

What ... ?

How ... ?

Where ... ?

▶ When do we eat ... ?
Where do we get ... ?

→ G17

Pupil:

1. ... do we get to the Cutty Sark?
2. ... does the Royal Observatory open?
3. ... do we meet you at lunchtime?
4. ... do we eat lunch?
5. ... do we get our sandwiches?
6. ... do we do in the afternoon?

Teacher:

- You can take the number 386 bus.
- It opens at 10:00.
- At Mrs Taylor's café.
- At one o'clock.
- At Mrs Taylor's café.
- You finish your worksheets.

4 On the way to Greenwich

Sort the questions.

Example: get to • the friends • How do • Greenwich
How do the friends get to Greenwich?

1. the friends • What do • in the bus • do
2. the Foot Tunnel • What does • call • Lisa
3. Sam • What does • about the tunnel • know
4. want • What does • Emma • to know
5. the bus • Where do • they • get off
6. get • to school • Lisa • in the morning • How does
7. the pupils • When do • lunch • at the café • eat

Where
What
How

does he/she ... ?

→ G17



5 Let's talk: Where do you skate? (→ p. 43/ex. 14; p. 44/ex. 15; p. 45/ex. 16)



A: Where do you skate?

B: I skate in the park.

A: When do you ... ?

Go on, please.

Where do you skate?

I skate in the park.



When do you ... ?

What

How

When

Where

skate

do after school

eat lunch

read

get to school

...

6 A day in town (→ p. 45/ex. 17)

Look at Terry's answers.

What are Sam's questions?

She leaves at nine o'clock.

She meets her sister.

She goes by car.

She goes to the shops.

When does your mum go to town?

She goes to town on Saturday mornings.



Mr Rose's rules for Project Day

Don't forget your worksheets. Put them in your folders.
 Stay in your group. Don't leave it.
 When you've got the answers, write them on your worksheets.
 Give them to Mrs Taylor in her café in Park Row.
 When she gives you your sandwiches, don't forget to thank her.

I me
 you you
 he him
 she her
 it it
 we us
 you you
 they them

→ G18

1 Who or what is it? (→ p. 46/ex. 18)

Read the rules for the project.

Example: Put **them** in your folders. – It's the **worksheets**.

1. Don't leave it.
2. You can phone me.
3. Give us your mobile number.
4. Don't ask him for the answers.
5. Write them on the worksheets.
6. Don't forget to thank her.

2 Can you help me, please? (→ p. 46/ex. 19–20)

Match the questions with the pictures.

Example: Picture 1: Can you help me, please?


Can you ask him, please? • Can you find her, please? • ✓ Can you help me, please? • Can I help you? • Can you excuse us, please? • Can we borrow it, please?



D2, 10  **1 Let's listen: Greenwich for young people**

a) Match the people with the places they like.

Example: Peter likes Go on, please.

 b) Listen again. Answer the questions.

1. What does Peter do in Greenwich?
2. What are Mark's hobbies?
3. What's Kate's problem?

music shops

Kate

Peter

Cutty Sark Gardens

Mark

the café in Church Street

 **2 Let's talk: In our town**

A: What problems are there for young people in your/our town?

B: In my/our town there isn't a

A: Are there good/big/ ... ?

B: Yes, there are. / No, there aren't.

café	park
playground	sports
...	...

Are there good parks?



Yes, there are.

D2, 11  **3 Sounds**

Write the sentences in your exercise book.

Where do they go up?  Where do they go down? 

1. Does Sam go to school by bus?
2. Where do we meet at lunchtime?
3. What do the letters 'DLR' mean?
4. Lisa goes by car or by bus.
5. When do they eat lunch at the café?
6. Do Jade and Lisa watch TV on Mondays?

D2, 12  **4 A song: Please don't!**


I don't want to sit in the house alone.
 I don't want to talk on my mobile phone.
 I don't want to break-dance or to rap.
 I only want to play the flute and hear the people clap.

(Music: K.-H. Böttcher; Lyrics: K.-H. Böttcher, S. McBride)



D2,
13-16

Cool idea, Sam! (→ Stories p.115)



A At nine o'clock on Wednesday morning the groups of pupils in Year Seven leave the school with their worksheets.


Sam: Let's go to the Foot Tunnel first. That's my topic! Then we can come back here.

B They go to Cutty Sark Gardens next to the Foot Tunnel. It is quarter to ten. They see three people and ask them questions. Lisa speaks to a young man.

Lisa: Excuse me. We're from Thomas Tallis School. Have you got time to ... ?

Young man: Sorry. I haven't got time. I'm late.

Sam asks a woman.



C It is quarter past ten. The children go back to the Cutty Sark Museum. At quarter to eleven they have got only three answers. It is cold and then it starts to rain.

D The children go to Mrs Taylor's café. They find a table and start to do the answers. At half past eleven Mr Rose comes into the café. The friends are busy and they don't see him.



"Make up the answers!
Mr Rose can't find out!"
Cool idea, Sam!

I call it bad luck!



He does this project
every year, Sam.
He knows all the tricks.

1 The right order (→ p. 47/ex. 21)

Put the sentences in the right order.

- Mr Rose comes into the café.
- It starts to rain.
- The children go to Mrs Taylor's café.
- Lisa speaks to a young man.
- The children walk back to the Cutty Sark.
- Sam reads the sign.
- The pupils leave the school.

2 Timeline (→ p. 47/ex. 21)

Find all the times in the story and make a timeline.

- 9:00 The pupils leave the school.
9:30 They are at the
9:45 ...
Go on, please.

3 Let's talk: Test your partner. (→ p. 47/ex. 21)



Make up questions. What does your partner know?

- A: How do the pupils get to the museum?
B: They go by
A: What is the number on the ... ?
B: It's

How do they get to
the museum?

They go by

- A: Where do
they go first?
B:
Go on, please.



1 Don't forget the small words! (→ p. 48/ex. 22-23)

VOCABULARY SKILLS

V O C A B U L A R Y

Example: be good at: I'm good at football.

be good at: ...

be at home: ...

be married to: ...

on foot: ...

on skates: ...

by bus: ...

by bike: ...



get up: ...

ask for: ...

take out: ...

Go on, please.

2 Find words for the photos. (→ p. 48/ex. 22-23)



3 The DLR (→ p. 48/ex. 22-23)

Look at the text on the DLR. Put in the missing words.

The DLR is a new train ... London. It is a train ... a driver. Trains leave Greenwich every ten minutes ... Monday ... Friday. ... busy times there is a train every three minutes. The first train goes ... 5:23 ... the morning. You can go ... Greenwich ... the Isle of Dogs. The DLR goes ... the River Thames. A lot ... people work ... East London and live ... Greenwich. They use the train ... the mornings and ... the evenings. Visitors ... the Cutty Sark use the DLR, too, because it stops ... the river.

The DLR stops next to the river.



without

next to

of

at (2x)

in (6x)

from (2x)

under

to (3x)

1 Questions about Greenwich (→ G16) (→ p. 49/ex. 24-26)

Use short answers.

- Does the number 386 bus go to the Cutty Sark? – ☹️ 😊
- Does Terry live in Greenwich? – 😊
- Does the name 'Cutty Sark' mean short ship? – ☹️



2 In Greenwich Park (→ G16) (→ p. 49/ex. 24-26)

A boy asks Lisa and Emma a lot of questions.

Put the words in the right order.

- you • Italian • Do • or Greek • speak
- you • in Greenwich • Do • live
- a lot of • Do • nice places • here • know • you
- to the Royal Observatory • go • the DLR • Does



3 Find the questions. (→ G17) (→ p. 49/ex. 24-26)

- Where ...? – Young people skate in Greenwich Park.
- When ...? – The Cutty Sark Museum opens at ten o'clock.
- What ...? – The pupils choose a topic.
- How ...? – They get to Greenwich by bus.
- Where ...? – He reads a sign at the Cutty Sark.
- When ...? – He comes into the café at half past eleven.

4 What do the people answer? (→ G18) (→ p. 49/ex. 24-26)

- I've got a lot of books here. – Please put ... in the cupboard.
- What do I do with my bag? – Leave ... on your desk.
- Who knows Mrs Taylor? – Lisa knows
- Where can I find Mr Newman? – You can find ... in the playground.
- I don't know where the café is. – We can show

NOW YOU CAN

- ✓ Describe your town, village
- ✓ Describe Greenwich
- ✓ Ask questions on the topic

Unit 5 Shopping in Greenwich

D2, 17 At the shops

How much is the magazine?
It's two pounds. 1

Anything else?
No, I'm sorry. We haven't. 2

Excuse me. This T-shirt is too small. Have you got it in large, please?
Yes, we have. 3

Where are the apples, please?
Over there near the door. 4

sports shop
newsagent
department store
supermarket

1 Match the pictures with the shops.

Picture 1 is a Picture 2 is a Go on, please.

▶ S = small
M = medium
L = large

2 Where can you buy the things in the pictures? (→ p. 52/ex. 1)

Example: You can buy magazines at the newsagent or at the supermarket.





3 For my folder: Shops

a) Copy the grid. Fill in the things from Exercise 2. What else can you buy at the shops?

sports shop	newsagent	department store	supermarket	...
...	magazines

b) What other shops do you know? What can you buy there?

4 Money

In England they have got pounds and pence.
There are 100 pence in a pound.

How much is it? 1. 25p 2. £1.50 3. £3.00
4. 75p 5. £1.99 6. £27

▶ We write:	We say:
£1	a / one pound
£5	five pounds
50p	fifty p
£1.50	one (pound) fifty
£5.30	five (pounds) thirty

5 Let's talk: How much? (→ p. 52/ex. 2)

A: How much is the bike?
B: It's ...
A: How much are the ... ?
B: They're ...



▶ How much is the comic?
- It's ...
How much are the magazines?
- They're ...

→ G 20

D2, 18-21 6 Let's listen: Where are the friends? (→ p. 53/ex. 3)

- Terry is in the ...
- Emma is in ... Go on, please.

Excuse me. Can you help me, please?



Yes, of course.

7 Let's talk: Shopping dialogues (→ p. 53/ex. 4)

Make dialogues with a partner.

A: Excuse, me. I can't find ... /
Where are the ... ?
A: How much is/are the ... ?
A: Have you got this in black/
blue ..., too?

B: It's/They're over there in the win-
dow/near the door/on the shelf.
B: It's ... pounds. / They're ... p.
B: No, I'm sorry, we haven't. / Yes,
we have.

D2, 22  Shopping for Sam's party (→ Stories p. 116)

- Sam: OK, Grandma. I think we've got all the things on our list. And there's no chocolate!
- Grandma: Very good. We eat too much chocolate. Now, what about your birthday? Do you want a cake?
- Sam: Well ... yes. But can I make it this year?
- Grandma: Yes, of course. Do you want to have a party?
- Sam: Oh yes, Grandma, there's a new burger bar –
- Grandma: Sam, I'm sorry. That's too expensive. What about a pizza from Mario's?

milk – 2 bottles
 eggs – 2 boxes
 apples – 1 big bag
 tomatoes – 1 bag
 lemonade – 1 bottle
 cheese – 1 large packet
 water – 5 bottles
 biscuits – 1 packet
 cornflakes – 2 boxes
 pencils – 1 box
 NO CHOCOLATE!!!

1 The shopping list (→ p. 54/ex. 5–7)

What do Grandma and Sam want to buy?

Example: They want to buy a packet of ..., and a bag of ...

- ▶ a packet of crisps
 a box of pencils

→ G19

a / two / ...	+	packet(s) • box(es) • bag(s) • bottle(s)	+	of	+	apples • biscuits • milk • eggs • lemonade • cheese • cornflakes • tomatoes • water • pencils
---------------	---	---	---	----	---	---

 2 What else?

Look at the shopping list again. What else can you buy in a supermarket?

Example: You can also buy packets of ..., boxes of ...

3 What do they want? (→ p. 55/ex. 8)

Make sentences about Sam and his grandma.

Example: Grandma wants to talk to Sam.

- ▶ I want an apple.
 I want to buy a pizza.

Grandma Sam	+	wants doesn't want	+	(to)	+	a party. • invite three friends. • make his cake. • go to a burger bar. • buy a pizza from Mario's. • make a cheese cake. • get all the things for the cake. • make a chocolate cake.
----------------	---	-----------------------	---	------	---	---

D2, 23  4 A present for Sam (→ p. 56/ex. 11)

What do you know about Sam? What are his hobbies? What's a good present for him?



Look. They've got really nice T-shirts here.

Look at this. Here's a nice card!

Hurry up! We haven't got much time.

No, wait! I've got a great idea! Let's go back to the department store. We can take the next bus.

But they're too expensive.

The friends go to the newsagent. There are a lot of cards there. Emma finds a nice card. But Terry and Lisa want to find a present first.

Come on. We're late! The bus leaves in five minutes.

Terry hasn't got many ideas. Then Emma sees a T-shirt in the sports shop. But it's too expensive.

The friends go back to the department store. What's Terry's idea? What do you think?

5 What hasn't Sam got? (→ p. 55/ex. 9; p. 56/ex. 11)

Sam hasn't got

+ much

+ many

money.
CDs.
posters.
chocolate.
books.
music.

▶ He hasn't got much homework.
He hasn't got many presents.

→ G20

Example: Sam hasn't got **much** money. Sam hasn't got **many** ...

 6 Let's talk: What can we buy? (→ p. 56/ex. 11)

A: It's ...'s birthday on What can we buy for him/her?

B: He/She hasn't got much/many

Let's buy ... for him/her.

A: No. That's boring/expensive/not a good idea.

Let's get

B: OK. How much is it/are they?

A: It's/They're Go on, please.



She hasn't got much music.

Let's buy a CD for her.

Invitations

Oh great!
A party!

And what's the date
of your party?

Thank you for the invitation, Sam.
When's your birthday?

It's on the third
of March.

PARTY

Dear friends,
Please come to my birthday party at my flat on
Friday at 5:00. I live at 24, Wendover Road.
See you then!
Sam

RSVP

1 Who is it from? (→ p. 57/ex. 12)

a) Read the invitation and answer the questions.

Example: What does RSVP mean? – It means 'please answer'.

- Who is the invitation from?
- Who does Sam invite to his party?
- Where is the party?
- What time is the party?
- Where does Sam live?
- Why does Sam write an invitation?

▶ Who?
What?
When?
Where?
Why?

b) What isn't on Sam's invitation? (His address? The date of his party? The time of the party? His name?)

▶ Why ... ?
Because ...

D2, 24 2 The months of the year (→ p. 57/ex. 13)

a) Listen and say the months.



b) Now say the months in the correct order.

January, February, Go on, please.

3 Let's talk: Days in the month

a) Make a list of the months. How many days are there in the months?

Example: January – 31 days

b) Make a quiz for your partner.

A: It has got thirty-one days.

It has got only three letters.

B: That's May.

A: It has got thirty days.

It starts with an 'A'.

B: That's

D2, 25  **4 Birthdays** (→ p. 57/ex. 14–16)

a) Listen and say the numbers.

b) Look at Sam's birthday list. When are the birthdays?

Example: His mum's birthday is on the twenty-first of May. His dad's birthday is ...

Go on, please.

Mum — 21st May
Dad — 10th December
Grandma — 15th September
Terry — 22nd July

Lisa — 6th November
Emma — 30th January
Me! — 3rd March

▶ **You say:**
on the twenty-first of May
You write:
on 21st May

5 What's the date? (→ p. 57/ex. 16)

Read and say the dates.

Example: Tue., 23.02. – Tuesday, the twenty-third of February.

- | | | |
|-----------------|-----------------|-----------------|
| 1. Fri., 30.12. | 2. Wed., 11.05. | 3. Sun., 04.07. |
| 4. Thu., 20.10. | 5. Sat., 15.09. | 6. Mon., 31.01. |

**6 Let's talk: When's your birthday?** (→ p. 57/ex. 16)

a) Ask about birthdays in your group. Make a list.

A: When's your birthday?

B: It's on the ... of When's your birthday?

C: It's on the ... of When's ... ? Go on, please.

b) Do a class survey.

How many pupils have got a birthday in January, ... ?

▶ Mon. = Monday
Tue. = Tuesday
Wed. = Wednesday
Thu. = Thursday
Fri. = Friday
Sat. = Saturday
Sun. = Sunday

**7 A birthday calendar** (→ p. 57/ex. 16)

Make a birthday calendar for the pupils in your class.

8 For my folder: A party invitation (→ p. 57/ex. 16)

Make an invitation to a party. Don't forget your name, your address and the time and date of the party. Here are three ideas.

- Write it as a crossword puzzle.
- Blow up a balloon and write on it.
- Use magazine pictures of famous people.
They can give the information about the party.



D2, 26-29  Birthdays are fun

1. I like my birthday. Grandma and I make a big cake. That's fun. My friends come to our flat and we play games and eat a lot of good things. Grandma helps and my dad always gives me a great CD.
2. My birthday is in July. This year I want to have a party in the park and play football. My friends love football. Then I want to go to a burger bar with them. But I hope they don't sing "Happy Birthday"!

1 Who says what?

Number 1 is Number 2 is



2 Revision: Yes or no? (→ p. 58/ex. 17-18)

Example: Does Sam make his cake? – + Yes, he does. / No, he doesn't.

- Does Emma make her cake? +
- Does Sam's dad give him a CD? –
- Does Lisa write invitations? +
- Does Terry want to have a party in the park? –
- Does Sam get money from his parents? +
- Does Emma's sister go to a friend's house? –

I	me	my
you	you	your
he	him	his
she	her	her
we	us	our
you	you	your
they	them	their

→ G18

 3 Revision: I, me or my?

Complete the sentences.

- We haven't got our invitations. Can you give them to ..., please?
- Can you help me, please? I can't find ... birthday list.
- I know them. They always invite us to ... parties.
- His friends always give him cards. ... has got twenty this year.
- Do you like the CD? It's for ... for your birthday.
- She doesn't make her cake. Her mum makes it for



4 Let's talk: Birthdays

- A: Do you like birthdays?
 B: Yes, I do.
 A: What do you do?
 B: I
 A: Do you/your friends ... ?
 Go on, please.

Do you like birthdays?

Yes, I do.




D2, 30  **1 Let's listen: Birthday lists**

a) Listen and match the people with one thing on their birthday list.


You can start like this:

Queen Elizabeth wants ...




 b) Listen again. Answer the questions about the things on the birthday lists.


1. What's too big for the Queen?
2. What's too small for two people?
3. Where can't Ben use English money?
4. Why is a dog a good thing for Jim's dad?

D2, 31-32  **2 Sounds**

a) Say the sentences.

[f]	[v]	[w]
Find funny furniture for five fed up friends.	Seven visitors visit the observatory in the	Who wants to work on Wednesday?

-  b) 1. Without you we forget every face.
2. Every week we watch five films on video.
3. Seventy-four women want to live west of King William Walk.

D2, 33  **3 A song: It's your day** (Music: K.-H. Böttcher; Lyrics: K.-H. Böttcher, S. McBride)

Let's sing a song
For you – for you!
Happy birthday,
Happy birthday
To you!


Party time!
It's your day.
Fun and music –
That's OK.



D2, 34-38  **Happy birthday, Sam!** (→ Stories p. 117)

1 Before you read: What do you know about Sam's birthday?


A It's lunchtime. Terry, Lisa and Emma are in the cafeteria. They have got invitations to a school disco.



B "Hi!" says Sam, "Don't forget my party this evening. Five o'clock and don't be late!"

"But *you're* always late," Lisa says and they all laugh. "We're really excited, Sam."

But Grandma, I want to go to the disco. My friends want to go, too. - OK. You're right.



C Emma, Lisa and Terry leave the cafeteria and go into the playground. They aren't very happy.

D Sam's friends all come to his party at five o'clock. They sing "Happy Birthday" to him and give him his present.



Get into the car, kids.



E Two hours later Sam's new alarm clock rings. "What's that?"

"It's your new alarm clock, Sam," says Terry.

"Terry, how do you turn it off?" Sam shouts. Terry turns it off.

Lisa says, "Come on, Sam. It's time to go."

2 Because ... (→ p. 59/ex. 19)

Example: Why can't the friends go to the disco this evening?

Because Sam's birthday party is this evening, too.

1. Why are the children in the cafeteria?
2. Why does Sam ask his friends not to be late?
3. Why does Sam call his grandma?
4. Why do Sam's friends sing "Happy Birthday" to him?

3 Times and dates (→ p. 59/ex. 19)

Here are six times or dates from the story.

Make questions on the story. Start with 'When ... ?'

- | | | |
|-----------------|----------------------|----------------|
| 1. at lunchtime | 3. at 5:00 | 5. after lunch |
| 2. at 7:30 | 4. Friday, 3rd March | 6. at 7:15 |

Example: at lunchtime – When do the friends meet?

1 Alphabetical order (→ p. 60/ex. 20-22)

VOCABULARY SKILLS

V O C A B U L A R Y

a) Say the alphabet in English.

shop

pound

water

ask

b) Put the words in the right order: apple, ask, ... CD

pizza

cheap

Go on, please.

party

newsagent

boring

c) Find them in the word list.

expensive

apple

egg

T-shirt

buy

money

supermarket



2 Letter puzzles (→ p. 60/ex. 20-22)

a) Look at the words in Exercise 1 again. Answer the letter puzzles.

Example: It has got five letters. It starts with 'p' and ends with 'y'. – The word is party.

1. It has got nine letters. It starts with 'n' and ends with 't'. – The word is
2. It has got six letters. It starts with 't' and ends with 't'.
3. It has got four letters. It starts with 's' and ends with 'p'.



b) Make more letter puzzles with a partner.

3 First letter ideas (→ p. 60/ex. 20-22)

Look at the ideas for the word 'birthday' on the right.

Write more ideas for the words.

1. party
2. present
3. invitation
4. supermarket

Big party
Invoke friends
Rap music
Thank you
Help my parents
Draw a map
Are you happy?
Yes, we are.

4 Birthday phrases (→ p. 60/ex. 20-22)

What can you say to the people? Match the sentences.

1. It's your friend's birthday today.
 2. You can't come to your cousin's party.
 3. Your mum asks: What's the time?
 4. Your teacher asks: What's the date today?
 5. You want to invite a new pupil to your party.
 6. You can't find a present for a friend's birthday.
- a) It's Tuesday 23rd March.
 - b) Let's look in the department store.
 - c) I'm sorry. We're in Bristol on 16th February.
 - d) Happy Birthday!
 - e) Do you want to come to my party on Saturday?
 - f) It's quarter to eight.

1 What do you want for your birthday? (→ p. 61/ex. 23–25)

new mobile
play new games
football
play football for England



car
go to disco with
Amina
euros
visit my friend in
Ukraine



skates
skate in the park with my
friends
mouse
put it in my bedroom

Write sentences about the **things they want** and **what they want to do**.

Example: Lisa wants a **new mobile** because she wants to **play new games**.

Go on, please.

2 'Much' or 'many'? (much and many → G 20) (→ p. 61/ex. 23–25)

a) Lisa's mum checks the kitchen before Lisa goes shopping. Fill in the right word.

Mrs Taylor: OK, Lisa. Let's write a list. How ... milk have we got?

Lisa: We haven't got ... milk, but we've got a lot of eggs. We haven't got ... cheese, and there aren't ... tomatoes.

Mrs Taylor: How ... tomatoes are there?

Lisa: Two and they're very old.

Mrs Taylor: OK. Write them on the list, please.

b) Write Lisa's shopping list.



3 In the shop (→ G 19) (→ p. 61/ex. 23–25)

a) Bottles, packets, bags or boxes? What does Lisa ask for?

Lisa: Good morning! I want ... milk (3x), ... cheese (4x), ... water (1x), ... apples (1x), ... tomatoes (2x), ... crisps (2x), and ... cornflakes (2x), please.

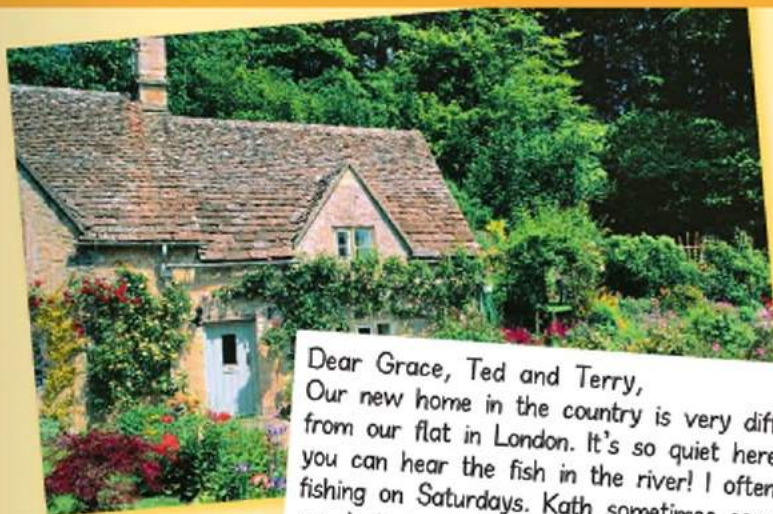
b) One thing in Lisa's shopping bag isn't on the list. What is it?

NOW YOU CAN

- ✓ Write invitations
- ✓ Say the dates
- ✓ Describe your birthday

Unit 6 Let's go to the country!

D2, 39 An invitation



Rose Tree House


The farm near us



Dear Grace, Ted and Terry,
Our new home in the country is very different from our flat in London. It's so quiet here — you can hear the fish in the river! I often go fishing on Saturdays. Kath sometimes comes with me, but she just plays with the dogs or picks flowers. There's a small river behind the house and there's a farm near us, too. The sheep wake us up every morning. Please come and stay with us soon. Wiltshire is beautiful in the spring. From Friday 13th to Sunday 15th May is OK with us.

Our new address:
Rose Tree House, near Neston, Wiltshire
SN13 9

Love,
Kath, Bob and the dogs


The Jackson family
39 Hither Farm Road
Greenwich
London SE3 8

1 A postcard from Wiltshire (→ p. 62/ex. 1)

Terry's parents get a postcard from their friends, Kath and Bob.

Read it and write sentences about their friends. What do you know about them?

Example: The sheep wake Kath and Bob up every morning.

Things to write about:

farm

river

invitation

sheep

fish

address



Kath and Bob



D2, 40 **2 Let's listen: What about me?** (→ p. 62/ex. 2)

Match the people with the sentences.

Example: They are in the kitchen. – It's the Jacksons.

1. He comes in with a postcard.
2. They've got a new home near Bath.
3. She can visit Bath with Kath.
4. They can go fishing on Saturday.
5. He can go to Bath with his mum.



A street in Bath

3 The seasons: autumn, summer, spring and winter (→ p. 62/ex. 3)

- a) Match the adjectives with the pictures of the season.
Add the months of the year to the seasons.



1



2



3



4

sunny

windy

foggy

cold

hot

rainy

Example: Picture 1 – **Autumn** is cold and foggy.
September, ... are in the autumn.

- b) Look at the pictures again. What can children do in the autumn, the summer, the spring and the winter?

Example: In the autumn they can eat ...

- c) What can you do in the four seasons?

What's your favourite season?

4 Let's talk: My favourite season

- A: What's your favourite season?
B: My favourite season is the It's often
A: What months don't you like?
B: I don't like It can be very ... in



My favourite

5 For my folder: The seasons

Where do you live? Write about the seasons there. Draw pictures for the seasons, too.

I live in
In the winter it is often
very ... and I (don't)
like ... because
...

D2, 41  Friday, 13th May

A lot of people are outside number 39, Hither Farm Road.



1. It's 4:00 in the afternoon. The Jacksons are packing for their trip to Wiltshire. Emma and Lisa are carrying a box. Mrs Jackson is putting a cake in the car. Mr Jackson is reading the map. Tiger is sitting on the map. Terry is closing the window. Sam is talking to his dad.



2. It's 4:30 in the afternoon. Mr Jackson and the boys are waiting in the car. Mrs Jackson is closing the door. Mr Jackson is opening the car window. Emma and Lisa are feeding Tiger. Tiger is sitting on the wall. Terry is saying goodbye. Sam is sending a text message.

▶ Mr Jackson is reading.
The Jacksons are packing.

→ G21

1 Who is doing what? (→ p. 63/ex. 4-6)

Make sentences about the family and friends.

▶ put → putting
close → closing

At four o'clock +
At half past four +

Terry
Emma and Lisa
the Jacksons
Tiger
Sam
Mr Jackson
Mrs Jackson
the boys

+ is +
+ are +

closing ...
waiting ...
...

I'm sending a text message.



Example: At four o'clock Terry is closing the window.

At half past four Mr Jackson and the boys are waiting ...

2 Question time (→ p. 64/ex. 7)

Make questions about the pictures on page 80.
Answer the questions.

Example: It's 4:30. Is Mrs Jackson reading? – No, she isn't.

1. 4:30 • Mrs Jackson • read
2. 4:00 • Terry • sleep
3. 4:00 • Mr Jackson • open the window
4. 4:30 • Sam • send a text message

▶ Is she reading?
– Yes, she is.
– No, she isn't.

→ G22

3 Let's talk: What are they doing? (→ p. 64/ex. 8)

B: Look at the pictures again and then close your book.

A: Ask questions.

A: It's 4:30. Are Sam and Terry sitting in the car?

B: Yes, they are.

A: It's 4:00. Are the Jacksons sitting on the wall?

B: No, they aren't.

A: ... Go on, please.

▶ Are they sleeping?

– Yes, they are.

– No, they aren't.

What is Tiger doing?

– She is eating.

Where are the Jacksons going?

– They are going to Wiltshire.

→ G22

4 At Rose Tree House

Make answers.

Example: Can you give this cake to Kath,
please, Terry? (I / put on my shoes)
– Just a second. I'm putting on
my shoes.

- Can you open the door please, Sam? (I / look for my mobile)
- Can you help me with this bag, please? (we / carry a big box)
- Can you take the map, please, Terry? (I / look for my comic)
- Can I borrow mum's mobile? (she / send a text message)

**5 A miming game: What am I doing?**

Mime an action. Can the others guess what you are doing?

A: OK. What am I doing?

B: Are you shouting?

A: No, I'm not.

C: OK. Are you barking?

A: No, I'm not.

D: Are you singing?

A: Yes, I am. Now it's your turn.

Are you shouting?



No I'm not!

break-dancing

shouting

singing

skating

barking

taking a dog for a walk

washing the car

swimming

dancing

D2, 42  **Are you joking, Terry?** (→ Stories p. 118)

It's Saturday. Sam and Terry are helping Mr Hunter, the farmer. His farm is near Kath and Bob's house.

Sam: Oh, no! Can you look at this, Terry?

Terry: Hang on! My phone is ringing. Hello?

Emma: Hi, Terry. It's Emma. I'm calling from your kitchen. Lisa and I hope you aren't having fun without us!

Terry: Oh. Hello, Emma!

Emma: What's that noise? Have your friends got pigs?

Terry: No. They're Mr Hunter's pigs. He's a farmer, and Sam and I are helping him. He has got a lot of animals: pigs, cows, sheep –

Emma: Are you joking, Terry? You don't like farms. And it's Saturday afternoon. You and Sam always watch MTV on Saturday afternoons.

Terry: Well, today we aren't watching TV.



1 That's wrong (→ p. 65/ex. 9–11)

Read the text. What's wrong with the sentences?

Example: Sam and Terry are helping Bob.

That's wrong. They aren't helping Bob. They're helping ...

1. Emma is calling Lisa.
2. Terry is feeding the cows.
3. Sam is checking the sheep.
4. Mum and Kath are visiting Bristol.
5. Dad and Bob are swimming.
6. Tiger is sitting in the kitchen.

▶ They're eating → They aren't eating.
She's eating → She isn't eating.

→ G23

2 An e-mail for Sam (→ p. 66/ex. 12-13)

Hi Sam,
How are you? We hope you're having fun. What are you doing? Are you fishing? Or are you watching MTV with Terry? I hope you aren't spending your time in front of the TV. Grandma hopes you aren't making work for the Jacksons and she hopes you're helping in the house.
Bye, Dad

What does Sam write to his dad?

Example: Hi Dad! We're OK. I'm having a lot of fun. Today we're helping ...
Terry is ... and I'm Go on, please.

3 Back in Greenwich (→ p. 66/ex. 13)

Sam and Terry are thinking about home. Are they right?

Example: 1. Tiger isn't playing with a mouse. She's sitting on the shed.



play • sit



draw • write



play • dance



play • walk



eat • sleep



watch • eat

D2, 43 4 Let's talk: Phone calls (→ p. 66/ex. 13; p. 67/ex. 14)

a) Listen to the dialogue.

A: Hello?

B: Hi! It's What are you doing?

A: I'm playing And what about you?

B: I'm Can we meet in ... at ...?

A: Yes. That's a good idea.

B: OK. Bye!

A: Bye!



b) Phone a partner about Saturday.

Can we meet in the park at 4:00?



D2, 44  **A lot of rubbish?** (→ Stories p. 118)

Later Terry and Sam are in Mr Hunter's shed. There are a lot of things in there, and there is a lot of rubbish, too. The boys are helping Mr Hunter.

Mr Hunter: Can you take those bottles outside, please, boys? Now, help me with this box here. OK. Let's open it. Can you give me that penknife over there, please, Sam?

Sam: Here you are, Mr Hunter.

Mr Hunter: Thank you, Sam. OK. Let's see what's in this bag. Oh, it's my tent. And there's an old penknife, but it's broken. What about that torch there, Terry? Is it working?

Terry: Yes, it is. And these sleeping bags are new.



1 Answer the questions. (→ p. 68/ex. 15-16)

1. Where are Sam and Terry?
2. What are they doing?
3. What do they find with Mr Hunter?

2 The boys' questions (→ p. 68/ex. 17; p. 69/ex. 18)

Put in 'this', 'that', 'these' or 'those'.

1. Where can we put ... bottles?
2. What's in ... boxes over there?
3. What's in ... bag over there?
4. Can we borrow ... tent here, please?



▶ here
- this/these

over there
- that/those

→ G24

Please put these apples in this bag here.

And put those apples in that bag over there.



Chats with Charlie

D2, 45  **1 Let's listen: Country sounds?** (→ p. 69/ex. 19-20)

Listen to the sounds. What are they?
Are they town sounds or country sounds?

Example: 1. Those are trains. That's a town sound.
2. Those are pigs. That's a ...
Go on, please.

D2, 46  **2 Let's listen: Ten o'clock on Saturday morning** (→ p. 69/ex. 19-20)

Today Charlie chats on the phone with four young people in his show.

a) What are Sally, Tim, Paul and Tess doing? Find the right picture.

Example: 1. Sally is ... That's picture b) ...

1. a)



Sally

2. a)



Tim

3. a)



Paul

4. a)



Tess

1. b)



2. b)




3. b)



4. b)



 b) Listen again. Who knows the right answer to the quiz? Where's the information?

**3 A game: Let's say ...** (→ p. 69/ex. 19-20)

A: Let's say it's nine o'clock on Saturday morning. What are you doing?

B: I'm eating breakfast. What are you doing?

C: I'm ... Let's say ...

Go on, please.

I'm getting up now.

D2, 47  **4 Sounds** (→ p. 69/ex. 19-20)

Listen and say.

[θ] Don't think of things south of Bath.

[ð] Take these other bags to your brother over there.

D2, 48  **5 A song: Leaving town** (Music: K.-H. Böttcher, Lyrics: S. McBride) (→ p. 69/ex. 19-20)

Get up! We're leaving town.

Summer - the roof is down.

Oh, it's a beautiful day.

We're all OK.

We're in the country now.

Look, there's a funny cow!

Oh no, it's really a sheep.

Beep, beep! Beep, beep!

D2, 49-53  **Noises in the night** (→ Stories p. 119)

1 Before you read: Look at the picture.

What's happening?



A On Saturday Sam and Terry are sleeping in their tent in Kath and Bob's garden. It isn't cold and it isn't raining. They go to bed at eleven o'clock. Soon Sam is sleeping like a baby, but Terry can't sleep. He plays with his mobile.

B Sam: Yes, hello.

Terry: Sam. It's Terry. I'm at the river.

Sam: What are you doing there? Are you fishing?

Terry: No! I'm not fishing! Don't be stupid! It's twelve-thirty! I'm watching two men.

Sam: Oh! And what are *they* doing? Are they fishing?

Terry: No, they aren't. They're carrying boxes and bags from their car to the bushes.

Sam: Oh. What's in the boxes?

C Ten minutes later Sam arrives at the river. He and Terry find the boxes and bags.

Terry: Let's open this big box first, Sam. Have you got your penknife?

Sam: Yes. Wow! Look at this, Terry. Old laptops.

Terry: What about that box over there? Can you open it, too?

Sam: Yes. It's a computer! But it looks broken. It's all rubbish, Terry.

Terry: And what's in those bags near the tree?

Sam: Shh! Listen! I can hear a car.

Terry: They're coming back. Quick – let's hide under the bridge. We can see them from there.

The car stops at the bridge. A man gets out.

D Terry: Dad! What are *you* doing here?

Mr Jackson: What am *I* doing? I'm looking for two boys. Your mum is very worried. What are *you two* doing?

It's one o'clock in the morning.
Come on!



OK, Dad. But first come and look at these boxes.

E At 8:00 Mr Jackson phones the police. Later at breakfast, he tells the boys about his phone call.

2 A puzzle (→ p. 70/ex. 21)

a) Add the right sentences to the pictures.

Terry is watching the men.
Sam is sleeping.
Terry is phoning Sam.
The men are driving away.
Mr Jackson is phoning the police.
Terry is showing his dad the boxes.



b) Put the pictures in the right order.



3 Parts of the story (→ p. 70/ex. 21)

a) Give each part of the story a title.

Example: Part A: Terry can't sleep. / Terry leaves the tent. / ...

Part B: Sam ...



b) Choose one part of the story. Act it in class.

1 Guess the word. (→ p. 71/ex. 22-23)

VOCABULARY SKILLS

1. Nice flowers are ...
A sunny day is ...
A picture can be ...
Answer: beautiful
2. It's a season.
It's often foggy.
The trees are yellow
and red.
Answer: ...

VOCABULARY

3. It's old bottles and
boxes.
You don't want it.
People leave it in
fields and parks.
Answer: ...
4. It's small.
You can open a box
with it. You can
pick flowers with it.
Answer: ...



2 A quiz: Make sentences. (→ p. 71/ex. 22-23)

Draw six pictures on cards. Show them to your partner. He/She says the word and makes a sentence with it.

What's this?

It's a tree.
There's a tree
in our garden.



3 Plural forms (→ p. 71/ex. 22-23)

a) Look at the pictures. Make two lists.

Example: plurals with -s | different plurals
cows | men

Look in the alphabetical word list
for the different plurals.



b) Add more plural forms to your lists.

1 What are they doing? (→ G21, G23) (→ p. 72/ex. 24-25)



Example: In picture one Terry is feeding the pigs. In picture two he isn't ...
He's ...

2 What aren't they doing? (→ G23) (→ p. 72/ex. 24-25)

Example: 1. They aren't riding bikes. play do go read ride



3 Some days are different. (→ G22) (→ p. 72/ex. 24-25)

It's Sunday morning. What are they doing?



Example: 1. Are Ted and Bob working in the garden? No, they aren't. They're ...
2. ... watching MTV? ...
3. ... talking on the phone? ...
4. ... playing the drums? ...

NOW YOU CAN

- ✓ Describe the weather
- ✓ Phone your friend
- ✓ Write a postcard

Unit 7 The school year

D3,1  **Big events** (→ p. 73/ex. 1)

September



1

We make lanterns for the Thames Festival Lantern Procession on the last weekend of September.



December

A lot of pupils act in the school play every year. At the moment we are rehearsing *Cats*. The songs are great, and we can use make-up and paint our faces.



2

March



3

Every March, Year Seven has a disco. They organize it and sell tickets.

June



4

Sports day is great! We can invite our friends and families to school. It's on the third Saturday in June. Terry is really good at the long jump!

1 When are the events?

Example: The Lantern Procession is **in**

Sports day is **on** Go on, please.



2 The year at Thomas Tallis

Look at the pictures of activities at Thomas Tallis.
Match the pictures with the sentences.

Example: Pupils do different sports. – That's picture number 4.

1. Pupils act in a play for parents, teachers and other pupils.
2. Pupils from Years 7 and 8 make lanterns and walk along the Thames.
3. You can meet new friends, dance and listen to great music.



Year Seven disco

D3, 2 3 Let's listen: An idea for a stall (→ p. 73/ex. 2)

The drama club is talking about their stall for the summer fair.
One word in each sentence is wrong.

Example: The fair is in June. – The word 'June' is wrong.

1. We want to collect a lot of books this year.
2. Our idea is to paint dog faces.
3. We've already got the money.
4. We're all doing different things at the club.



4 Let's talk: School events

Choose an event and mime it.
Can the others guess the event?



5 For my folder: Our school year

Compare your school year
with the school year at Thomas Tallis.

Our school year sometimes starts in We haven't got a ... in September. But we've got a ... in Our summer fair/sports day/school play is in

Sports day at Thomas Tallis



time the runners

drink water

do the long jump

sit under a tree

eat an ice-cream

run a race

throw a ball

play cricket

Today is sports day at Thomas Tallis School. In the picture a lot of pupils are doing different sports. A reporter is watching them. A teacher is timing the runners. Other pupils are waiting for the next race. Parents are watching their children and clapping.

1 Who's doing what?

Match the numbers in the picture with the activities.

Example: run a race – number 3

2 Describing a picture (→ p. 74/ex. 3)

a) Look at the picture. What's the reporter saying?

Charlie: Good morning. Today **I'm talking** to you from Thomas Tallis School. It's sports day here. At the moment a lot of things **are happening** on the sports field. The girls **are running** a race right now. A teacher ...

Go on, please.

b) Not all the pupils are doing sports. Say what they're doing.

Example: Three pupils are watching ... at the moment.

Lisa is Other pupils are

Go on, please.

▶ At the moment
Right now
Today | I'm talking

→ G 21



3 Yes, he is. (→ p. 75/ex. 6)

Look at the picture on page 94 again. Find the right answer.

Example: Is Charlie reporting on sports day? – Yes, he is.

- Is Terry running a race?
- Is Lisa doing the long jump?
- Are the teachers playing football?
- Are the parents clapping?
- Is Jade eating an ice-cream?

Yes, he is. ✓

No, he isn't.

Yes, they are.

Yes, she is.

No, she isn't.

No, they aren't.

▶ The teachers help every year.
They are helping at the moment.

→ G 14, G 21

4 'Do' or 'doing'? (→ p. 74/ex. 4; p. 75/ex. 6)

Example: Terry ... sports every week. (do) – He ... the long jump now. (do)
Terry does sports every week. – He is doing the long jump now.

- Sam never ... water at home. He ... a bottle of water at the moment. (drink)
- The pupils ... in the park on Saturdays. This afternoon they ... a race. (run)
- Ben often ... sports after school. He ... cricket right now. (play)
- The parents always ... fun at sports day. They ... a lot of fun today. (have)

5 What's different? (→ p. 74/ex. 5; p. 75/ex. 6)

What do the friends often do on Saturday afternoons? What are they doing now?

Example: Terry often plays ... Right now he is talking ...



often

play



always

write



sometimes



right now

talk



at the moment

run



now

throw

walk

**6 Let's talk: Sports pictures** (→ p. 75/ex. 6)

Bring in a sports picture. Don't show it to your group.

They ask 'yes/no' questions and guess what's in the picture.

A: Have you got a picture
of a man?

B: Yes, I have.

C: Has he got a ball?

B: Yes, he has.

D: Is he playing basketball?

B: Yes, he is.

Go on, please.



D3,3 We must have scones! (→ Stories p.120)

All the English classes at Thomas Tallis must welcome the Ukrainian exchange pupils. What can they do? They are collecting ideas with their teacher.

Mrs Carter: I must talk to you about the Ukrainian exchange visit. How can we welcome the visitors?

Sam: Miss, what about an English afternoon tea?

Mrs Carter: Yes, Sam. That's a great idea.

Emma: We can make sandwiches – they're easy.

Mrs Carter: Fine. But we must have cakes, too. We can –

Terry: You must ask Sam, Miss. His chocolate cakes are fantastic!



Afternoon tea

scones

1 'Must' or 'needn't'? (→ p. 76/ex. 7-8)

Example: The cake **needn't** be English.

▶ We must make scones.
We needn't make pizza.

The cake
The class
Terry
Sam
Mrs Carter

must
needn't

make two chocolate cakes.
talk to the class about the exchange.
ask the Ukrainian kids.
make scones for the visitors.
be English.
use Ukrainian.

2 Let's talk: Afternoon tea (→ p. 76/ex. 7)

What must you have for an English afternoon tea?

Talk to a partner about it.

A: We must have ... for our afternoon tea.

B: No, we needn't have ... but we must have ...

A: OK. And what about ... ?

B: That's right. And we must have ..., too.

A: OK. Let's make a list.



D3, 8-11

The bloke at the burger stall (→ Stories p. 121)

A It's 4:00 on the day of the school fair. Emma and Lisa are selling pizzas. A young man comes to the burger stall next to the pizza stall. She knows his face, but she doesn't know who he is.

"Emma, don't look now, but can you see that bloke behind me at the burger stall?" asks Lisa. Emma looks behind Lisa.

"Is he wearing a black cap and a red T-shirt?" asks Emma.

"Yes," says Lisa. "Do you know him?"



B Ten minutes later Lisa comes back to the pizza stall. "So what's his name, Lisa? Have you got his autograph?" asks Emma.

"No," says Lisa. "I can't find him."

"But he must be here in the school. That door goes to the classrooms. I can look with you, but we must find him!"

C It's Mr Rose. He's in the corridor with a man and a woman. "Hello, Lisa. Hi, Emma," says Mr Rose. "Where's the fire?"

"Sorry, Sir," says Emma. "There's no fire. We're looking for a ... a -"

"Boy, Sir," says Lisa. "Er ... we're looking for Lisa's brother, Ben Taylor."



D The teachers say goodbye and go into the hall. "We can't find him now," says Lisa. "Let's go back to the stall." The two girls are very unhappy.

Sam and Terry are talking to Amina. There is a young man with her. Emma and Lisa can see his red T-shirt, but they can't see his face. The two girls walk past Amina, and then they see the young man's face. It's the actor from *Eastenders*! "Excuse me," says Lisa. "Can we have your autograph, please?"



1 Who says what? (→ p. 77/ex. 10)

Make a list of the people in the story. Match them with the sentences.

Example: He's here with the Ukrainian exchange. – That's Paul.

1. Do you know him?
2. So what's his name?
3. I can't find him.
4. Where's the fire?
5. Let's go back to the stall.
6. Can we have your autograph, please?

2 Places in the story (→ p. 77/ex. 10)

What is happening at these places?

- At the pizza stall
- At the burger stall
- Outside the hall

Examples: At the pizza stall Emma and Lisa are ...
At the burger stall the young man ...



1 Words with two meanings (→ p. 78/ex. 12-14)

VOCABULARY SKILLS

VOCABULARY

Look at the underlined words in these sentences.
What do they mean?

- I am in Year Seven.
- There are twelve months in a year.
- We always have our tea at six o'clock.
- I don't like tea with milk.
- The soap is in the bathroom.
- My favourite soap is on TV now.
- You can draw a line here.
- I must learn my lines for the play.
- The word is in line 54.



2 Make word stars. (→ p. 78/ex. 12-14)



3 A game: The white elephant stall (→ p. 78/ex. 12-14)

- A: What are you bringing for the white elephant stall?
- B: I'm bringing an old English book.
- C: I'm bringing an old English book and a big green bottle.
- D: I'm bringing an old English book, a big green bottle and a ...
- Go on, please.

At a white elephant stall you bring and buy different things.



1 What must and what needn't they do? (→ p. 79/ex. 15-17)

Match the pictures with the sentences. What must or needn't these people do?

You must meet my teacher.
We needn't buy all of them.
She must be in a hurry!

I must find the caretaker.
You needn't shout!
You needn't put it in a box.



2 Saturday at the school fair (→ G14, G21) (→ p. 79/ex. 15-17)

Choose the right form of the verb and write sentences about the people.

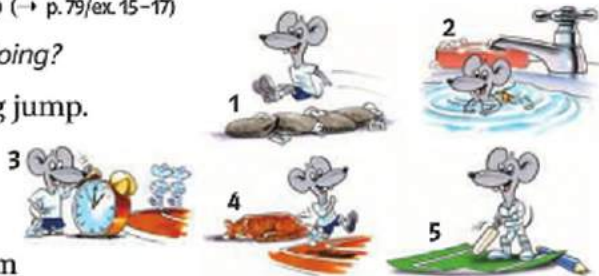
- On Saturdays Mr Rose often ... to town. Today he ... to Thomas Tallis. (*go*)
- On Saturdays Terry often ... the breakfast. Today he ... pizzas. (*make*)
- On Saturdays Mrs Carter often ... food for the family. Today she ... books. (*buy*)
- On Saturdays Lisa often ... a ball for Barker. Today she ... sponges. (*throw*)

3 Tom's sports day (→ G21, G23) (→ p. 79/ex. 15-17)

What is Tom doing? What isn't he doing?

Example: 1. Tom is doing the long jump.
He isn't making tea.

- do the long jump • make tea
- swim • wash
- time the runners • wake up Sam
- run a race • run away from the cat
- play cricket • draw a picture



NOW YOU CAN

- ✓ Describe your school year
- ✓ Describe school events
- ✓ Say what you must or needn't do

Unit 8 Ukraine

INFORMATION FILE

- ◆ Name — Ukraine
- ◆ Population — 46 million people
- ◆ Ethnic groups — Ukrainians 72%,
Russians 22%
- ◆ Area — 603,700 km²
- ◆ Water — 7%
- ◆ Capital — Kyiv
- ◆ Currency — hryvnia (UAH)
- ◆ Official language — Ukrainian
- ◆ Government — a republic with a president





Grammar Point – a/an/the/0 article

- I live in a **village** near Kyiv.
- **The village** is very small.
- There are **mountains** in Western Ukraine.
- **The mountains** are called the Carpathians.

We use *the*

- ◆ For unique things and objects: the Sun, the Earth.
- ◆ With the names of mountains, rivers, seas and oceans: the Carpathians, the Dnipro, the Black Sea, the Atlantic Ocean.
- ◆ With the superlative of adjectives: The longest river is the Dnipro.

Correct the mistakes.

- Crimean mountains are in the South of Ukraine.
(*The Crimean Mountains are in the South of Ukraine.*)
- What colour is sky?
- The stars are beautiful tonight.
- Kyiv is situated on the both banks of Dnipro.
- I want to go to Black Sea.

Complete. Use *a*, *an* or *the* where necessary.

- Olesia lives in *a* village.
The village is near Lviv.
- There is ___ church in Olesia's village.
___ church is very old.
- There are ___ mountains near Olesia's village. ___ mountains are not very high.
- Olesia's friend Tania lives in ___ small town.
- The name of ___ town is Bila Tserkva.
- Tania sends ___ photo to Olesia.
___ photo shows Oleksandriya Park.



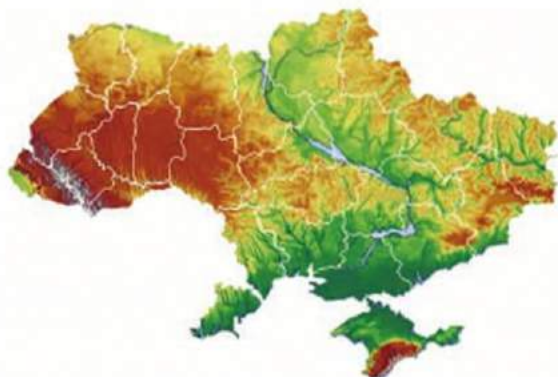
1 Nazar and Oksana are looking at the map of Ukraine

Nazar: We live in Ukraine, the second largest country in Europe. Our parents and grandparents live here too. Ukraine is our homeland.

Oksana: Ukraine is a very beautiful country. It is washed by the Black Sea and the Sea of Azov. There are a lot of fields, forests, rivers and lakes in our country. The longest river is the Dnipro.

Nazar: What I like about Ukraine is Kyiv. It is the capital of our country. There are a lot of universities and institutes in Kyiv. I want to study in Kyiv.

Oksana, Nazar: We love Ukraine and we love our capital city Kyiv.



2 Let's talk

Student A spells the name of a city, a town or a village and student B writes it down. Do it in turns.



3 Choose a city. Ask and answer.

- Is it east of Kyiv? No, it isn't.
- Is it west of Kyiv? Yes, it is.
- Is it Lviv? Yes, it is .



4 Match the pictures and the names.

- A The Carpathians
 B The Crimean Mountains
 C The Black Sea
 D The Sea of Azov
 E The Dnipro river

- F The Polissia forests
 G Kyiv
 H Lviv
 I Sorochyntsi



1.



2.



3.



4.



5.



6.



7.



8.



9.

5 Let's talk

Listen to Nazar and Oksana and make up similar dialogues using pictures from exercise 4

Nazar Let's go somewhere this summer.

Oksana Good idea! Where?

Nazar What about mountains?

Oksana Sounds nice. Let's go to the Carpathians.

Nazar Why do you want to go there?

Oksana Well, I like mountains, and now, look at this picture.

Nazar Wow! It's beautiful. What is this?

Oksana The Carpathians.

Nazar OK, let's go there then.

6 Let's listen

Ukrainians are a truly musical nation. They like to dance, to sing and they can play different folk instruments. Listen and number the pictures

- A ___ kobza
 B ___ bandura
 C ___ sopilka

- D ___ buben
 E ___ tsymbaly
 F ___ trembita

Writing

Write the e-mail again. Put capital letters in the correct places.

To: annsmith_12@gmail.com

Subject: Independence Day

dear ann,

today is friday the 24th of august and i'm in kyiv, the capital of Ukraine. i'm in independence square. there are thousands of Ukrainians here today because it's the independence day of ukraine. I attach photos.

love,

oksana





Project I

- 1 Draw a map of your country.
- 2 Choose the part of your country you want to visit and draw it on the map.
- 3 Find pictures to illustrate this part of the country.
- 4 Present to the class
 1. I want to visit
 2. It is in the East/ West/ South/ North/ centre of Ukraine.
 3. I can swim/sunbathe/climb/walk/go sightseeing/pick flowers /etc. /there.
 4. There is/are ... there.
 5. I can see ... there.
 6. I like very much.



Project II

Present your native city, town or village.

1. My name is...
2. I live in
3. It is in the East/West/South/North/centre of Ukraine.
4. There is a ... , ... and ... in my
5. You can see ... here too.
6. I like my... very much.

Do you know that...

- ◆ the geographic centre of Europe is in Ukraine near a small town of Rahiv.
- ◆ the Ukrainian language is the second most melodious in the world, after Italian.
- ◆ there are the monuments to a famous Ukrainian poet, Taras Shevchenko, in 1200 places around the world.
- ◆ Ukraine is a 4th educated nation in the world:with only 1% of world's population Ukraine has 6% of the world's scientists.
- ◆ there is a children railway in Dnipropetrovsk.
- ◆ the Arsenalna metro station in Kyiv is the deepest one in the world.
- ◆ McDonalds near Kyiv railway station is the third-most visited McDonalds in the world.
- ◆ the first ABC book was made by Ivan Fedorov in Lviv in 1574 .

Unit 9 English and Ukrainian holidays

Greetings and wishes

Happy New Year!
 Merry Christmas!
 Happy Valentine Day!
 Best wishes for a happy Easter!
 Many happy returns of the day!
 May all your dreams come true!



1 Fill in the gaps with the words from the box.
 Match the poems with the greeting cards.

a) Christmas
 d) Valentine

b) New Year
 e) Mother's Day

c) Thanksgiving

Here's a special 1). _____
 With lots of love for you,
 And since you're very special
 Here are hugs and kisses, too

It's Mom's Day!
 And I am here to do my favourite
 activity of the day...
 Guess what?
 Mmmmm...Putting my arms
 round you
 And giving you tight
 sqqqeeeeeze to say...
 You are the best!



Happy 2). _____!
 Having a friend like you
 Means always having
 Big helpings of support and love and fun
 Wishing you a 3). _____
 As special as you are to me!

Wishing you 12 month of happiness,
 52 weeks of fun
 365 days of success
 8760 hours of good health
 525600 minutes of good luck
 3153600 seconds of joy
 Best wishes for a Merry 4). _____
 And a Happy 5). _____!



2 Read the information and do a group project of Christmas celebrations

Christmas is an important festival in Britain and Ukraine. December 25th is Christmas Day in Great Britain. January 7th is Christmas Day in Ukraine. People buy presents and cards for their friends and family. Houses and shops have pine trees with lights and decorations called Christmas trees.

On Christmas Eve evening children leave big red stockings by their beds for presents. Santa Claus comes at night and leaves presents in the stockings.

In Ukraine Christmas is the most beloved festival. On Christmas Eve (Sviat Vechir) the family gathers around the table for a holy supper of twelve symbolic dishes. The supper begins when the first star appears in the sky. First everyone takes a spoonful of kutia. Carols usually end the evening and signal the start of koliadki.





3 Project. Make your own valentine and present it in the class

The 14th of February is St. Valentine Day. On this day boys and girls send cards to people they like very much. They are short poems in the cards. Sometimes you can only guess who the cards are from.

Read and match the parts of valentines.



4 Read the text about Easter in Britain and Ukraine.

Make a drawing of an Easter egg

Easter is in spring. In Britain Easter starts on Good Friday. People give children chocolate eggs for Easter.

Pysanka is the traditional Easter egg in Ukraine. The first Easter meals begins when the head of the family cuts pysanka into small pieces and gives them to each member of the family.

5 Read the information about April Fool's Day and write three more April Fool lies

The first day of April is full of fun. It is April Fool's Day. People tell lies and play tricks. If somebody believes the lie, say, "April Fool".

Here are some April Fool lies:

'There is a spot on your dress'

'We're having a test today'



6 a) Read the information about March 8. Make a list of things mothers do for their children. Compare it with the lists of your classmates

In Ukraine March 8 is Women's Day. It is official day off. On this day, men present flowers and gifts to their women: wives, mothers, sisters and daughters.

Mother's day is the second Sunday in May. On this day children make cards or gifts for their mothers. They can write thank-you-letters to their mothers too.



b) Write a thank-you-letter to your mother.

Dear Mum,

I love you very much! I thank you for _____

With love,

7 a) Learn about the Day of Knowledge and make a poster about it

***The Day of Knowledge is celebrated at the time when all students begin their new year studies. After a fun filled hot summer students are going back to the "Land of Knowledge". The day starts with meetings held next to each school. You can see many nicely dressed students with bunches of flowers everywhere.

b) Put the sentences in the correct order.

1. It is not safe. Instead, towns, cities, and even neighbourhoods have big parties for children.
2. People who answer the doors put treats into the children's bags. In many towns and cities now, children do not go out to trick or treat.
3. Some children go out to trick or treat on Halloween. They go from door to door, ring doorbells, and call out, "Trick or treat!"
4. Children who go to the parties get treats. They eat oranges and chocolate cakes and cookies, and drink lemonade. They may turn the lights down and tell scary stories about ghosts, monsters, witches and black cats. After all, that's what Halloween is all about!
5. Halloween – that's a special holiday for children in the United States. It is a time when they can dress up as ghosts, witches, monsters, animals, or other things.

Read the dialogue. Make your own dialogues.

- What's your favourite holiday?
- New Year's Day.
- Why?
- The New Year tree is so beautiful and there are gifts under it too.
- Well, and besides we have winter vacations then, right?
- Yes, we can play snowballs, ski, skate and make a snowman too. What holiday do you like best?
- I think I like my Birthday most of all.



Stories

Sam (→ p. 18)

Emma: Are we in the right classroom, Lisa?

Lisa: Yes, we are.

Emma: Mrs Carter isn't here. Are you sure?

Lisa: Yes, I am. Look, here's Terry.

Terry: Hi! Where's Sam? Is he here, too?

Lisa: No, he isn't.

Emma: Who's Sam? Is he a friend from your old school?

Lisa: Yes, he is. And he's always late!

Emma: You're lucky, you two. I'm not from Greenwich. My friends aren't at Thomas Tallis.

Lisa: Yes, they are.

Emma: No, they aren't! They're in Bristol.

Lisa: They're here, too – we're your new friends, Emma!
(*Brr! Brr!*)

Terry: Hey, that's my mobile. – Hi, Sam! What's up? Where –?

Emma: Terry!!! Here's Mrs Carter.

Terry: Bye, Sam. Hello, Mrs Carter. Er – sorry!

Mrs Carter: That's OK. Good morning, boys and girls.

No problem! (→ p. 22)

A It is lunchtime. Emma is in the cafeteria with Lisa.

Emma: Look – here's Terry. He's cool.

Lisa: Cool? He's –

Emma: Sssh!

Terry: Listen, you two. Here's a new joke. What's a word with twenty-six letters?

Emma: That's easy! The word is 'alphabet'. Right?

Terry: Uh, yes.

Lisa: That isn't a new joke, Terry. It's a boring old joke. Your jokes are always boring.

Emma: Lisa, that's not very nice. You and Terry are friends.

Terry: No, we aren't. Goodbye, Lisa!

B Lisa and Emma are in the playground now.

Lisa: Let's play. Here you are!

Emma: Oh, no! I'm not good at –

Lisa: Oops! The ball is in the tree.

Emma: Oh, Lisa. I'm sorry!

C Now Sam and Terry are in the playground, too.

Sam: Hello. What's the problem?

Emma: It's the ball. It's in the tree.

Sam: That's no problem – not for Terry and me.

Terry: Is it your ball, Emma?

Emma: No, it isn't.

Terry: Oh, is it your ball, Lisa?

Lisa: Yes, it is.

Terry: Hm. Your ball – your problem.

Sam: Terry! You and Lisa are friends.

Terry: Friends? No, we aren't. My jokes are boring.

Lisa: I'm sorry, Terry. Your jokes are OK.

Emma: Please, Terry.

Terry: OK, OK.

Emma, help me! (→ p. 32)

Emma has got a big sister, Nasreen. Their bedroom is small, so they have got only one wardrobe. Nasreen hasn't got a lot of time now. Her friends are outside, so she's in a hurry. But her new T-shirt isn't in the wardrobe. Her parents haven't got it, but what about her sister?

Nasreen: Emma? Where are you?

Emma: In the bathroom. What's up?

Nasreen: Where's my new pink T-shirt, Emma? Hurry up! I'm late. Have you got it?

Emma: No, I haven't. Look on the shelf in the wardrobe.

Nasreen: It isn't there. Where is it? You've got two seconds!

Emma: OK, OK! It has er, em – it has got a mark on it.

Nasreen: A mark? Emma, you're in big trouble!

(Later)

Emma: Dad!! Where's Nasreen? She has got my Discman. Just because her T-shirt –

Mr Brook: That's your problem, Emma. I haven't got a Discman and I haven't got a pink T-shirt. Sort it out with your sister.

Ghosts in Hither Farm Road? (→ p. 36)

A One Saturday afternoon Terry is in his shed in the garden.

Tiger, the Jacksons' cat, is on the roof of the shed. Terry has got his dad's laptop on one of his drums. He is busy with a new music project. But he has got a problem. The laptop is not very good. It is really slow. He is fed up.

B Who can help? Sam hasn't got a laptop. But what about Emma? He has got Emma's phone number, and he is lucky: she is at home! Emma has got a new laptop and Terry can borrow it.

She has got homework, but she can come over in an hour. Terry is happy now. He can finish his project.

C An hour later, there is a knock on the door of the shed. It is Emma with her new laptop. Terry is really happy to see Emma. Now they can finish his project. And Emma is a great help. They have got a lot of problems, but Emma is really good with computers.

Two hours later, Emma can go home. But she isn't very happy. It is late and it is already dark outside.

D Emma: Terry, it's spooky here. There are strange noises outside.

Terry: Oh, Emma! It's only the wind in the trees. We haven't got ghosts in Hither Farm Road! But I can take you home.

Emma: OK, Terry. That's really nice of –

Suddenly there is a terrible noise outside! Emma is really scared.

Emma: Aargh!!! Terry! What's that?

Terry: I'm not sure. Let's look!

It is dark outside, but they can see two yellow eyes under the window. Meow, meow!

Terry: Tiger! You stupid cat. Your bed is in the kitchen. It isn't on the roof of the shed! Come on, Emma. Let's go!

Barker's story (→ p. 50)

A Hello. I'm Barker. My people are the Taylors – Richard and Susan and their children, Lisa, Ben and Jade. The Taylor family lives in my house. I love the Taylors!

B Every morning at half past seven I wake up Lisa and wash her face. Lisa is my friend. Then she washes her face again. After that, we make our breakfast.

- C** At twenty past eight the children go to school. I help Susan in the house, or I play in the garden. Sometimes a cat comes into our garden, but I don't like cats. I always bark, and then they run away.
- D** In the afternoons Susan and I go to our café. I often sit behind the window, and I say 'Hello!' when people come in. I'm a very nice dog.
- E** On Saturdays I don't work, and Lisa doesn't go to school. I take Lisa to the park. I often teach Lisa tricks. I sometimes bring Lisa her ball. She often gets lost in the park. Then she calls my name. I always find Lisa again.
- F** On Sundays I go out of town with my people in our car. There are always a lot of cars. Sometimes there are dogs in the cars, too. We bark. It's great fun!
- G** In the evenings my people often watch TV. Then we play a game. I watch TV, too. I sit in front of it, and they throw shoes. I take the shoes into Lisa's bedroom. I like shoes!
- H** At nine o'clock I take Lisa to bed. She's nice, so she can always sleep in my bed. I've got a very nice bed in the kitchen, too. But I sometimes sleep on my big bed in the bedroom. After my busy day I'm always dog-tired.

Cool idea, Sam! (→ p. 64)

A At nine o'clock on Wednesday morning the groups of pupils in Year Seven leave the school with their worksheets. Terry, Lisa, Emma and Sam take the number 386 bus to King William Walk. Then they walk to the Cutty Sark Museum. It is half past nine. There are no people at the museum. Then Sam reads the sign. Hours: 10:00–17:00, from Monday to Saturday.

Sam: Let's go to the Foot Tunnel first. That's my topic! Then we can come back here.

B They go to Cutty Sark Gardens next to the Foot Tunnel. It is quarter to ten. They see three people and ask them questions. Lisa speaks to a young man.

Lisa: Excuse me. We're from Thomas Tallis School. Have you got time to ... ?

Young man: Sorry. I haven't got time. I'm late.

Sam asks a woman.

Sam: Excuse me. Can you help us, please?

Woman: Sorry. No English.

Terry is lucky. An old man has got time.

Terry: Good morning. Excuse me, but have you got time for our questions?

Old man: Of course. I've got a lot of time. What do you want to know?

Terry: Great. Thank you – er! First question: Do you live in Greenwich?

Old man: No, I don't. I live in Poland. I'm a visitor here. I don't know Greenwich.

Terry: Oh, no! Well, thank you.

Emma: Oh, this is terrible. Let's go to the Cutty Sark.

C It is quarter past ten. The children go back to the Cutty Sark Museum. At quarter to eleven they have got only three answers. It is cold and then it starts to rain.

Terry: Let's go to Greenwich Park now and do my survey.

Lisa: Oh, this is so boring. Let's go to mum's café now.

Emma: But what about our worksheets, Lisa?

Sam: I've got an idea. Mr Rose can't tell where we get the answers from. Let's make them up.

Emma: We can't do that.

Sam: Terry, you can ask me. I can ask you. Then I can ask Emma and she can ask Lisa. Mr Rose *can't* find out.

Emma: You two are terrible! And what about your mum, Lisa? She isn't stupid.

Lisa: My mum isn't in the café this morning.

D The children go to Mrs Taylor's café. They find a table and start to do the answers. At half past eleven Mr Rose comes into the café. The friends are busy and they don't see him.

Mr Rose: Hi, you four! Have you got all the answers?

Terry: Oh, Mr Rose! No, we, we –

Lisa: We are –

Emma: – on the way to the Royal Observatory.

Terry: Yes, Lisa just wants to go to the toilet.

Lisa: Oh, yes. I want to go to the toilet.

Mr Rose: Well, hurry up! It's twenty-five to twelve now. Be back here at one o'clock for lunch. Good luck!

Four friends: Thank you, Mr Rose.

Shopping for Sam's party (→ p.70)

Sam: OK, Grandma. I think we've got all the things on our list. And there's no chocolate!

Grandma: Very good. We eat too much chocolate. Now, what about your birthday? Do you want a cake?

Sam: Well ... yes. But can I make it this year?

Grandma: Yes, of course. Do you want to have a party?

Sam: Oh yes, Grandma, there's a new burger bar –

Grandma: Sam, I'm sorry. That's too expensive. What about a pizza from Mario's?

Sam: Oh no, Grandma. We don't like Mario's pizzas and they aren't cheap.

Grandma: Well, why don't you all make your favourite pizzas? You and your friends can put all your favourite things on them. How many friends do you want to invite?

Sam: Just three – Terry, Lisa and Emma. Is that OK?

Grandma: Yes, of course it is. Let's get all the things now. Do you want to make a cheese cake?

Sam: No. Can I have a chocolate cake, please?

Grandma: Well ... OK, Sam. But only because it's your birthday. Let's go find the chocolate for you.

Happy birthday, Sam! (→ p. 76)

A It's lunchtime. Terry, Lisa and Emma are in the cafeteria. They have got invitations to a school disco. There is only one problem. The disco is today and Sam's birthday party is today, too. They have got his present and Sam is very excited about his party. But the friends really want to go to the disco.

What can they do? "Let's tell him we want to go to the disco," says Terry.

"We can't do that," says Lisa.

"But," says Terry, "I want to go to –"

"Shh!" says Emma, "There's Sam."

Sam sits with his friends.

B "Hi!" says Sam, "Don't forget my party this evening. Five o'clock and don't be late!"

"But *you're* always late," Lisa says and they all laugh. "We're really excited, Sam." An invitation to the disco is on the table.

Terry sees it and he kicks Lisa under the table. But Sam sees the invitation.

"What's this, Lisa?" Sam asks.

"It's – it's only an invitation to a disco, Sam," says Lisa. She gives Sam the invitation and he reads it.

"Great! A disco!" he says. Then he looks again. "Oh, the third of March. That's too bad. Well, we can dance at my birthday party, too. We can't have a disco, but we can play CDs. And there are a lot of good things to eat."

C Emma, Lisa and Terry leave the cafeteria and go into the playground. They aren't very happy. Sam calls his grandma on his mobile. Then Emma comes into the cafeteria again. Sam doesn't see her, but she listens to him.

Oh, no! Sam wants to go to the disco, too! Emma runs into the playground and finds Terry and Lisa. She has got an idea, and she tells her friends about it. They all think it is a very good idea.

D Sam's friends all come to his party at five o'clock. They sing "Happy Birthday" to him and give him his present. There's a funny noise inside the box. What can it be? He opens the box. "An alarm clock?!" Sam says and smiles. Sam and his friends have a good time at the party. They make pizzas, drink lemonade and eat Sam's birthday cake.

E Two hours later Sam's new alarm clock rings. "What's that?"
 "It's your new alarm clock, Sam," says Terry.
 "Terry, how do you turn it off?" Sam shouts. Terry turns it off.
 Lisa says, "Come on, Sam. It's time to go."
 "Go where?" Sam asks.
 "Your second birthday present is outside," says Emma.
 Sam's dad is outside in his car. He says, "Get into the car, kids. It's seven-fifteen. It's time for the school disco!"
 "We can go to the disco? What a birthday! Thank you, Grandma!" says Sam.
 "Say thank you to your friends, Sam, not to me," says Grandma.

Are you joking, Terry? (→ p. 84)

It's Saturday. Sam and Terry are helping Mr Hunter, the farmer. His farm is near Kath and Bob's house.

Sam: Oh, no! Can you look at this, Terry?

Terry: Hang on! My phone is ringing. Hello?

Emma: Hi, Terry. It's Emma. I'm calling from your kitchen. Lisa and I hope you aren't having fun without us!

Terry: Oh. Hello, Emma!

Emma: What's that noise? Have your friends got pigs?

Terry: No. They're Mr Hunter's pigs. He's a farmer, and Sam and I are helping him. He has got a lot of animals: pigs, cows, sheep –

Emma: Are you joking, Terry? You don't like farms. And it's Saturday afternoon. You and Sam always watch MTV on Saturday afternoons.

Terry: Well, today we aren't watching TV.

Emma: What are you doing?

Terry: We're working. I'm feeding the little baby pigs.

Emma: And what about Sam? Is he feeding them, too?

Terry: No, he isn't. He's checking Mr Hunter's computer. It has got a problem. It's eating his e-mails.

Emma: So you're feeding the pigs, and he's feeding the computer! And what about your mum and dad? Are they feeding the cows?

Terry: No, they aren't, Emma. They aren't here. Mum and Kath are visiting Bath, and Dad and Bob are fishing. Emma ... why are you calling?

Emma: Oh, it's Tiger. She isn't eating. She's just sitting on the shed and –

Terry: She's a funny cat, Emma. She often sits there and doesn't eat. Don't worry about her.

Sam: Terry! What are you doing?

Terry: Sorry, Emma. Sam is calling me. Bye!

Emma: OK. Bye, Terry! Have fun on the farm! *Oink-oink!*

A lot of rubbish? (→ p. 86)

Later Terry and Sam are in Mr Hunter's shed. There are a lot of things in there, and there is a lot of rubbish, too. The boys are helping Mr Hunter.

Mr Hunter: Can you take those bottles outside, please, boys? Now, help me with this box here. OK. Let's open it. Can you give me that penknife over there, please, Sam?

Sam: Here you are, Mr Hunter.

Mr Hunter: Thank you, Sam. OK. Let's see what's in this bag. Oh, it's my tent. And there's an old penknife, but it's broken. What about that torch there, Terry? Is it working?

Terry: Yes, it is. And these sleeping bags are new.

Mr Hunter: Do you like camping, Sam?

Sam: I don't know. We haven't got a tent.

Mr Hunter: I've got an idea. Do you want to sleep in the tent tonight?

Sam: Oh yes, Mr Hunter.

Terry: That's a great idea!

Mr Hunter: OK. Let's put these things in Kath and Bob's garden. Then we can ask them when they come home.

Noises in the night (→ p. 88)

A On Saturday Sam and Terry are sleeping in their tent in Kath and Bob's garden. It isn't cold and it isn't raining. They go to bed at eleven o'clock. Soon Sam is sleeping like a baby, but Terry can't sleep. He plays with his mobile. Then he hears noises. He puts on his shoes and his jacket. Then he finds his torch and takes his mobile, and he leaves the tent. Ten minutes later Sam's mobile rings. He wakes up.

B Sam: Yes, hello.

Terry: Sam. It's Terry. I'm at the river.

Sam: What are you doing there? Are you fishing?

Terry: No! I'm not fishing! Don't be stupid! It's twelve-thirty! I'm watching two men.

Sam: Oh! And what are *they* doing? Are they fishing?

Terry: No, they aren't. They're carrying boxes and bags from their car to the bushes.

Sam: Oh. What's in the boxes?

Terry: I can't see from here. Hang on! They're coming back. They're getting back into the car.

Terry: Listen. Have you got a pen?

Sam: Yes, I'm just getting it. OK.

Terry: The car number is B HE 239. Have you got it?

Sam: Yes. B HE 239.

Terry: Now they're driving away. It's a dark van. Sam, can you come to the river near the bridge? And bring your penknife!

Sam: OK, Terry. Wait for me. I'm looking for my shoes.

C Ten minutes later Sam arrives at the river. He and Terry find the boxes and bags.

Terry: Let's open this big box first, Sam. Have you got your penknife?

Sam: Yes. Wow! Look at this, Terry. Old laptops.

Terry: What about that box over there? Can you open it, too?

Sam: Yes. It's a computer! But it looks broken. It's all rubbish, Terry.

Terry: And what's in those bags near the tree?

Sam: Shh! Listen! I can hear a car.

Terry: They're coming back. Quick – let's hide under the bridge. We can see them from there.

The car stops at the bridge. A man gets out.

D Terry: Dad! What are *you* doing here?

Mr Jackson: What am *I* doing? I'm looking for two boys. Your mum is very worried. What are *you two* doing?

Terry and Sam show him the boxes and the bags. On the way back to their tent they tell Mr Jackson about the noises, the two men, the computers and the van.

Mr Jackson: OK, you two. Back to bed. We can call the police in the morning.

E At 8:00 Mr Jackson phones the police. Later at breakfast, he tells the boys about his phone call.

Mr Jackson: The police are very pleased with you two. They know the two men. They've got a computer shop in Bath. They are already at the police station.

Mrs Jackson: Well, I'm not pleased with you. At least we aren't staying here for a week!

Terry: Oh, Mum. It's great here. Can Sam and I come back in the summer, Kath?

Kath: Of course you can. But please tell us before you leave your tent. Then we can come with you.

We must have scones! (→ p. 96)

All the German classes at Thomas Tallis must welcome the German exchange pupils. What can they do? They are collecting ideas with their teacher.

Mrs Carter: I must talk to you about the German exchange visit. How can we welcome the visitors?

Sam: Miss, what about an English afternoon tea?

Mrs Carter: Yes, Sam. That's a great idea.

Emma: We can make sandwiches – they're easy.

Mrs Carter: Fine. But we must have cakes, too. We can –

Terry: You must ask Sam, Miss. His chocolate cakes are fantastic!

Sam: But it's an Italian recipe.

Mrs Carter: Don't worry, Sam. It needn't be English – as long as it tastes good.

Sam: OK. I can make two chocolate cakes. But we must have scones, too. Afternoon tea isn't afternoon tea without scones.

Mrs Carter: Well, we can all make scones.

Terry: What about tea, Miss? Do Ukrainian kids drink tea?

Mrs Carter: That's a good question, Terry. You must ask them.

Terry: What – in Ukrainian, Miss?

Mrs Carter: No, you needn't use Ukrainian, Terry. They all speak English.

The bloke at the burger stall (→ p. 98)

A It's 4:00 on the day of the school fair. Emma and Lisa are selling pizzas. A young man comes to the burger stall next to the pizza stall. She knows his face, but she doesn't know who he is.

"Emma, don't look now, but can you see that bloke behind me at the burger stall?" asks Lisa. Emma looks behind Lisa.

"Is he wearing a black cap and a red T-shirt?" asks Emma.

"Yes," says Lisa. "Do you know him?"

"No. He looks like that actor from *Eastenders* – he plays the manager of the supermarket."

"Yes," says Lisa. "That's him. Look, he's buying a burger. Oh, no. He's leaving the hall. Let's follow him!"

"Lisa, we can't just leave the stall," says Emma. "You can go."

"OK. Give me five minutes," says Lisa, and she runs to the door.

B Ten minutes later Lisa comes back to the pizza stall. "So what's his name, Lisa? Have you got his autograph?" asks Emma.

"No," says Lisa. "I can't find him."

"But he must be here in the school. That door goes to the classrooms. I can look with you, but we must find him! Terry's over there at the white elephant stall with Sam. Maybe they can help on the stall," says Emma. They tell Terry and Sam about the young man. The boys think the girls are crazy, but they want to help. Emma and Lisa run out of the hall. They aren't looking, and suddenly they run into a teacher.

C It's Mr Rose. He's in the corridor with a man and a woman. "Hello, Lisa. Hi, Emma," says Mr Rose. "Where's the fire?"

"Sorry, Sir," says Emma. "There's no fire. We're looking for a ... a -"

"Boy, Sir," says Lisa. "Er ... we're looking for Lisa's brother, Ben Taylor."

"So *you* are Ben's sister!" says the woman. "Ben is with the Ukrainian exchange pupils in the music room."

"Lisa, Emma, this is Frau Strobel and this is Herr Konrad. They're here with the Ukrainian exchange."

"Доброго дня," says Lisa.

"Мене звать Емма."

"Вам не треба розмовляти українською з нашими друзями" says Herr Konrad.

D The teachers say goodbye and go into the hall. "We can't find him now," says Lisa. "Let's go back to the stall." The two girls are very unhappy.

Sam and Terry are talking to Amina. There is a young man with her. Emma and Lisa can see his red T-shirt, but they can't see his face. The two girls walk past Amina, and then they see the young man's face. It's the actor from *Eastenders*! "Excuse me," says Lisa. "Can we have your autograph, please?"

"My what?" asks the young man.

"Your autograph," says Lisa. "We know you from *Eastenders* and we -" Terry and Sam look at Amina and they all start laughing.

"But he's not from *Eastenders*, Lisa," says Terry. "He's here with the Ukrainian exchange. His name is Paul Schmidt."

"Oh!" says Lisa.

"Це цікаво!" says Emma.

"You needn't speak Ukrainian, Emma," says Amina.

"Paul is very good at English."

"Just one question," says Paul. "Who or what are *Eastenders*?"

"That's easy," says Lisa. "It's a TV soap about people in East London."

"I must watch it," says Paul. "Maybe I've got a double in England."



WELCOME TO GRAMMAR LAND

GRAMMAR IS EASY!

Grammar is super!

Grammar is fun!

G1

Personal pronouns

I	I'm a mouse.
you	You're twelve.
he	He's from Istanbul.
she	She's my teacher.
it	It's a big school.
we	We're in the right classroom.
you	You're lucky, you two.
they	They're new here.



G2

Forms of the verb 'be'

Long forms

I	am	I am new in Greenwich.
you	are	You are late, Sam.
he	is	He is eleven.
she	is	She is from Bristol.
it	is	It is a big school.
we	are	We are at Thomas Tallis.
you	are	You are here.
they	are	They are my friends.



Short forms

I	'm	I'm new in Greenwich.
you	're	You're late, Sam.
he	's	He's eleven.
she	's	She's from Bristol.
it	's	It's a big school.
we	're	We're at Thomas Tallis.
you	're	You're here.
they	're	They're my friends.



G3

Plural forms

Singular	Plural	Sound
a book	five books	[s]
a dog	two dogs	[z]
a sandwich	three sandwiches	[ɪz]



G4

Negation of the verb 'be'

I am not 'm not	I'm not new in Greenwich.
you are not aren't	You aren't late, Sam.
he is not isn't	He isn't eleven.
she is not isn't	She isn't from Bristol.
it is not isn't	It isn't a big school.
we are not aren't	We aren't at Thomas Tallis.
you are not aren't	You aren't in my class.
they are not aren't	They aren't my friends.



G5

Questions/short answers with be

Am I late?	Am I ... ?
Are you from Greenwich?	Are you ... ?
Is he at Thomas Tallis?	Is he ... ?
Is she from Bristol?	Is she ... ?
Is it in your bag?	Is it ... ?
Are we late?	Are we ... ?
Are you new in Greenwich?	Are you ... ?
Are they in your class?	Are they ... ?



Yes, I am.
 Yes, you are.
 Yes, he is.
 Yes, she is.
 Yes, it is.
 Yes, we are.
 Yes, you are.
 Yes, they are.

Yes!

No, I'm not.
 No, you aren't.
 No, he isn't.
 No, she isn't.
 No, it isn't.
 No, we aren't.
 No, you aren't.
 No, they aren't.

No!



G6

Questions with question words

Who are you?	- I'm Tom.
How old are you?	- I'm one.
Where are you from?	- I'm from Greenwich.
What's on the table?	- A book.



G7

The possessive form with -'s

Emma's sister isn't very nice.
The Taylors' house is in Pond Road.



G8

The possessive form with have got/has got



Long forms

I **have got ...** /
you **have got ...** /
he **has got ...** /
she **has got ...** /
it **has got ...** /
we **have got ...** /

you **have got ...** /
they **have got ...** /

Short forms

I **'ve got ...**
you **'ve got ...**
he **'s got ...**
she **'s got ...**
it **'s got ...**
we **'ve got ...**

you **'ve got ...**
they **'ve got ...**

I **have got** a new book.
You **have got** a cool T-shirt.
He **has got** a new ball.
She **has got** a problem.
It **has got** blue doors.
We **have got** a cafeteria in the school.
You **have got** a nice teacher.
They **have got** a new flat.

G9

have got/has got: Negation

I haven't got ...	I haven't got a new book.
you haven't got ...	You haven't got a cool T-shirt.
he hasn't got ...	He hasn't got a new ball.
she hasn't got ...	She hasn't got a problem.
it hasn't got ...	It hasn't got blue doors.
we haven't got ...	We haven't got a cafeteria in the school.
you haven't got ...	You haven't got a nice teacher.
they haven't got ...	They haven't got a new flat.

G10

have got/has got: Questions and short answers

Have I got a new book?	Have I got ...?
Have you got a pencil?	Have you got ...?
Has he got a new ball?	Has he got ...?
Has she got a problem?	Has she got ...?
Has it got blue doors?	Has it got ...?
Have we got a cafeteria in the school?	Have we got ...?
Have you got a computer?	Have you got ...?
Have they got a new flat?	Have they got ...?



Yes, I **have**.
 Yes, you **have**.
 Yes, he **has**.
 Yes, she **has**.
 Yes, it **has**.
 Yes, we **have**.
 Yes, you **have**.
 Yes, they **have**.

Yes!

No, I **haven't**.
 No, you **haven't**.
 No, he **hasn't**.
 No, she **hasn't**.
 No, it **hasn't**.
 No, we **haven't**.
 No, you **haven't**.
 No, they **haven't**.

No!



G11

The verb 'can/can't'

Can I take
you home?



Yes, you
can!



No, you
can't!



I **can** read English texts.

She **can** read my comics.

We **can** play football.

I **can't** write this word.

She **can't** eat my chocolate.

We **can't** ride a horse.

Can Sam play the drums? – Yes, he **can**.

– No, he **can't**.

Can you come over? – Yes, I **can**.

– No, I **can't**.

G12

The imperative



~~Don't~~ ^B bring your mobile, please!

Put your bags in my room,
please.

Bring your T-shirts, please.

Help your children with their
homework, please.

Don't be late!

Don't bring your mobiles.

Don't do the homework for your
children, please!

G13

The simple present

I **play** music.
 You **play** music.
 He/She/It **plays** music.
 We **play** music.
 You **play** music.
 They **play** music.

I live in Kyiv, but
 my grandpa lives
 in Borispil.



I live in Greenwich,
 but my grandma
 lives in Bristol.

G14

Adverbs of frequency



I **sometimes** eat crisps.
 We **always** watch MTV.
 Tiger **often** sits on the roof.
 Emma **never** plays football.

G15

The simple present: Negation



My mum likes Saturdays, but she **doesn't** like Mondays.



I don't eat	chocolate in class.
You don't shout	in class.
He doesn't do	his homework.
She doesn't like	Mondays.
It doesn't start	here.
We don't know	the answer.
You don't sit	on a sofa.
They don't listen	to the teacher.

G16

The simple present: Questions/short answers

Does your mum
bring it to you?



Do you eat breakfast
in bed?

- Do I know you?
Do you live in London?
Does he work in London?
Does she go to London by bus?
Does it stop here?
Do we take the train or the car?
Do you like your new school in London?
Do they have friends in London?



Yes, I do.
Yes, you do.
Yes, he does.
Yes, she does.
Yes, it does.
Yes, we do.
Yes, you do.
Yes, they do.

Yes!


No, I don't.
No, you don't.
No, he doesn't.
No, she doesn't.
No, it doesn't.
No, we don't.
No, you don't.
No, they don't.

No!

G17

The simple present: Questions with question words

"Who?", "when?", "how?" and
"where?" and "what?" -
here are questions I have got.



- When** does the museum open?
How do they get to the Cutty Sark?
Where do we meet?
What does she write on her worksheet?

G18

Object pronouns

- Can you help **me**?
 I can see **you**.
 Do you know **him**?
 I meet **her** every morning.
 Say **it** again, please.
 Can you tell **us** the way, please?
 Can I take **you** boys home?
 You can ask **them**.



G19

Expressions of quantity

a	bottle(s)	of	lemonade
two	packet(s)		crisps
five	box(es)		pencils
nine	bag(s)		apples

Two packets of chocolate cats, please.



G20

Expressions with a lot of, much and many

I've got **a lot of** cheese and **a lot of** biscuits, but I haven't got **much** milk and I haven't got **many** apples.



A **lot of** children like crisps.

There is **a lot of** milk here.

I haven't got **much** time.

There aren't **many** apples here.

G21

The present progressive

- I'm eating crisps.
 You're closing the window.
 He's sleeping on the sofa.
 She's singing a song.
 It's raining now.
 We're playing cards.
 You're making too much noise.
 They're dancing on the table.



make	+	ing	=	making
skate	+	ing	=	skating
dance	+	ing	=	dancing
sit	+	ing	=	sitting
get	+	ing	=	getting
put	+	ing	=	putting



G 22

The present progressive: Questions/short answers

Am I using the right computer?

Are you having problems?

Is he looking for his mobile?

Is she taking Mark to school?

Is it raining?

Are we making too much noise?

Are you having fun?

Are they eating the flowers?



Yes, I am.

Yes, you are.

Yes, he is.

Yes, she is.

Yes, it is.

Yes, we are.

Yes, you are.

Yes, they are.

Yes

No, I'm not.

No, you aren't.

No, he isn't.

No, she isn't.

No, it isn't.

No, we aren't.

No, you aren't.

No, they aren't.



No.

What is Tiger doing?

Where are the Jacksons going?

G 23

The present progressive: Negation

I am not /	I 'm not	joking.
You are not /	You aren't	watching TV.
He is not /	He isn't	drawing a picture.
She is not /	She isn't	helping him.
It is not /	It isn't	raining now.
We are not /	We aren't	leaving the bags here.
You are not /	You aren't	listening!
They are not /	They aren't	eating the flowers.

Grammatical terms

English	English Examples
adverb G14	always, often, sometimes, never
apostrophe G7	I'm, you're, here's
possessive form with have got/has got G8	You have got a cool T-shirt.
possessive form with -'s G7	Emma's sister, the Taylors' house
demonstrative pronouns	this, that, these, those
'yes/no'-questions G16	Do you like computers?
question G5, G6, G10, G17, G22	What's your name? Are you Tom?
question word G6, G17	Who? What? When? Where? How?
adverb of frequency G14	always, often, sometimes, never
auxiliary G8, G11, G12, G15-17, G21-23	be, have got, do, can
imperative G12	Don't talk! Listen, please.
infinitive	to do, to go, to see
consonant G21	b, d, k, l, r, n
short answer G5, G10, G16, G22	Yes, I am. No, he isn't.
short form G2, G4, G8	I'm, we're, she's got
long form G2, G4, G8	I am, we are, she has got
expressions of quantity G19, G20	a lot of, much, many, a bottle of
object pronoun G18	me, you, him, her, it, us, them
personal pronoun G1, G5	I, you, he, she, it, we, you, they
plural G3, G20, G24	girls, children, books
possessive pronoun	my, your, his, her, its, our, your, their
simple present G13, G15-17	I live in Greenwich.
singular G3, G24	a girl, a boy, a book
noun G3	book, dog, sandwich
verb G2, G11-13, G15-17, G21-23	to be, to go, to do, to write
present progressive G21-23	We are having a party.
negation G4, G9, G15, G23	I'm not finding this easy.
vowel	a, e, i, o, u
verb G13-17	to go, to do, to write

English-Ukrainian Glossary

Числівники

Кількісні числівники

one [wʌn] один
two [tu:] два
three [θri:] три
four [fɔ:] чотири
five [faiv] п'ять
six [sɪks] шість
seven [sevɪn] сім
eight [eɪt] вісім
nine [naɪn] дев'ять
ten [ten] десять
eleven [i'levn] одинадцять
twelve [twelv] дванадцять
thirteen [θɜ:'ti:n] тринадцять
fourteen [fɔ:'ti:n] чотирнадцять
fifteen [fɪf'ti:n] п'ятнадцять
sixteen [sɪks'ti:n] шістнадцять
seventeen [sevɪn'ti:n] сімнадцять
eighteen [eɪ'ti:n] вісімнадцять
nineteen [naɪn'ti:n] дев'ятнадцять
twenty [twenti] двадцять
twenty-one [twenti'wʌn] двадцять один
twenty-two [twenti'tu:] двадцять два
twenty-three [twenti'θri:] двадцять три
thirty [θɜ:ti] тридцять
forty [fɔ:ti] сорок
fifty [fɪfti] п'ятдесят
sixty [sɪksti] шістдесят
seventy [sevnti] сімдесят
eighty [eɪti] вісімдесят
ninety [naɪnti] дев'яносто
one hundred [wʌn 'hʌndrəd] сто

Порядкові числівники

first [fɜ:st] перший
second [seknd] другий
third [θɜ:d] третій
fourth [fɔ:θ] четвертий
fifth [fɪθ] п'ятий
sixth [sɪksθ] шостий
seventh [sevɪnθ] сьомий
eighth [eɪθ] восьмий
ninth [naɪnθ] дев'ятий
tenth [tenθ] десятий
eleventh [i'levnθ] одинадцятий
twelfth [twelfθ] дванадцятий
thirteenth [θɜ:'ti:nθ] тринадцятий
fourteenth [fɔ:'ti:nθ] чотирнадцятий
fifteenth [fɪf'ti:nθ] п'ятнадцятий
sixteenth [sɪks'ti:nθ] шістнадцятий
seventeenth [sevɪn'ti:nθ] сімнадцятий
eighteenth [eɪ'ti:nθ] вісімнадцятий
nineteenth [naɪn'ti:nθ] дев'ятнадцятий
twentieth [twenti:θ] двадцятий
twenty-first [twenti'fɜ:st] двадцять перший
twenty-second [twenti'seknd] двадцять другий
twenty-third [twenti'θɜ:d] двадцять третій
twenty-fourth [twenti'fɔ:θ] двадцять четвертий
thirtieth [θɜ:tiəθ] тридцятий
thirty-first [θɜ:ti'fɜ:st] тридцять перший

Кількість

How much ...? Скільки (незлічимо)
How many ...? Скільки (злічимо)
a lot of money/books багато грошей/книжок
a packet of cheese упаковка сиру
a bag of apples кульок яблук
a bottle of water пляшка води
a box of eggs упаковка яєць
no chocolate жодного шоколаду

A

- a, an** [ə; ən] один
a bit [ə 'bit] трохи
a lot of [ə 'lɒt_əv] багато, безліч
about [ə'baʊt] про
 What about...? [wɒt_ə'baʊt] Як щодо...?
 Чи не...?
 to **act** [ækt] грати (у театрі)
action [ækʃn] дія
activity [æk'tɪvəti] діяльність
actor [æktə] актор
 to **add** [æd] додавати
address [ə'dres] адреса
adjective [ədʒektɪv] прикметник,
after [ɑ:ftə] після
afternoon [ɑ:ftə'nu:n] полудень
 afternoon tea [ɑ:ftənu:n 'ti:] полуденне
 чаювання
 in the afternoon [ɪn ði: ɑ:ftə'nu:n]
 пополудні
again [ə'geɪn] знову
alarm clock [ə'lɑ:m klɒk] будильник
all [ɔ:l] все
along [ə'lɒŋ] вздовж
alphabet [ælfəbet] алфавіт, абетка
alphabetical [ælfə'betɪkl] алфавітний
already [ɔ:l'reɪdɪ] вже
also [ɔ:lsəʊ] також
always [ɔ:lweɪz] завжди, постійно
and [ænd] і
animal [ænɪml] тварина
answer [ɑ:ntsə] відповідь
 to **answer** [ɑ:ntsə] відповідати, давати
 відповідь
anything [eniθɪŋ] будь-що
apple [æpl] яблуко
April [eɪprɪl] квітень
are [ɑ:] є
 Here you are! [hɪə ju: 'ɑ:] Будь ласка!
 to **arrive** [ə'raɪv] приїздити
as long as [əz 'lɒŋ_əz] допоки
 to **ask** [ɑ:sk] питати
 to **ask for** [ɑ:sk fɔ] просити про
at [æt] у
 at home [ət 'həʊm] вдома
 at least [ət 'li:st] принаймні
 at the moment [æt ðə 'məʊmənt] на даний
 момент, зараз
August [ɔ:gəst] серпень
aunt [ɑ:nt] тітка

- autograph** [ɔ:təgrɑ:f] автограф
autumn [ɔ:təm] осінь
away [ə'weɪ] поодаль
 to run away [rʌn_ə'weɪ] тікати

B

- baby, babies (pl)** [beɪbi; 'beɪbɪz] немовля,
 дитина
back [bæk] назад
bad [bæd] поганий
bad luck [bæd 'lʌk] невдача
badminton [bædmɪntən] бадмінгтон, гра з
 воланом
bag [bæg] сумка, пакет
school bag [sku:l bæɡ] шкільна сумка,
 рюкзак
sleeping bag [sli:pɪŋ bæɡ] спальний мішок
ball [bɔ:l] м'яч
balloon [bə'lju:n] повітряна куля
burger bar [bɜ:ɡə 'bɑ:] ресторан фаст-фуд
 to **bark** [bɑ:k] гавкати
basketball [bɑ:skɪtbɔ:l] баскетбол
bathroom [bɑ:θrʊm] ванна, ванна кімната
 to **be** [bi:] бути
 He is on his way to [hi:z_ɔn hɪz 'weɪ tə] Він
 на шляху до ...
 I'm good at... [aɪm 'ɡʊd_ət] У мене добре
 виходить.
 to be fed up [bi: 'fed_ʌp] бути ситим по
 горло чимось/кимось
 to be fun [bi: 'fʌn] бути весело
 to be good with ... [bi: 'ɡʊd wɪð] добре
 ставитис до...
 to be in a hurry [bi: ɪn_ə 'hʌrɪ] поспішати
 to be pleased with [bi: 'pli:zd wɪð] бути
 задоволеним кимось
 to be right [bi: 'raɪt] бути правим
 to be worried [bi: 'wʌrɪd] бути
 стурбованим, занепокоєним
beautiful [bjʊ:tɪfl] гарний, чудовий
because [bi'kɔ:z] тому що
bed [bed] ліжко
bedroom ['bedrʊm] спальня
before [bɪ'fɔ:] до, перед
behind [bɪ'hænd] позаду
between [brɪ'twi:n] між
big [bɪɡ] великий
bike [baɪk] велосипед
 by bike [baɪ 'baɪk] на велосипеді

- birthday** [ˈbɜːθdeɪ] день народження
biscuit [ˈbɪskɪt] тістечко, печиво
a bit [ə ˈbɪt] трохи
black [blæk] чорний
to blow up [bləʊ ˈʌp] вибухати
blue [bluː] блакитний
board [bɔːd] дошка, настінна дошка
book [bʊk] книга
 exercise book [eksəsaɪz ˈbʊk] зошит,
 зошит для завдань
boring [ˈbɔːrɪŋ] нудний
to borrow [ˈbɒrəʊ] позичати, брати в борг
bottle [ˈbɒtl] пляшка
box, boxes (pl) [bɒks; ˈbɒksɪz] ящик,
 коробка, блок
boy [bɔɪ] хлопець
to break-dance [ˈbreɪk dɑːns] танцювати
 брейк-данс
breakfast [ˈbreɪkfəst] сніданок
bridge [brɪdʒ] міст
to bring [brɪŋ] приносити, брати з собою
 to bring in [brɪŋ ˈɪn] приносити, вводити
broken [ˈbrəʊkn] поламаний,
 пошкоджений
brother [ˈbrʌðə] брат
brown [braʊn] коричневий
burger [ˈbɜːɡə] гамбургер
 burger bar [ˈbɜːɡə ˌbɑː] ресторан фаст-фуд
bus, buses (pl) [bʌs; ˈbʌsɪz] автобус
 bus stop [ˌbʌs ˌstɒp] зупинка автобуса
bush, bushes (pl) [bʊʃ; ˈbʊʃɪz] кущ, кущі
busy [ˈbɪzi] зайнятий, заповнений
but [bʌt] але
butter [ˈbʌtə] масло
to buy [baɪ] купувати
bye [baɪ] бувай
- C**
cafe [ˈkæfeɪ] кафе
cafeteria [ˌkæfəˈtɪəriə] кафетерій
cake [keɪk] тістечко
calendar [ˈkælɪndə] календар
call [kɔːl] дзвінок
to call [kɔːl] дзвонити, телефонувати,
 називати
camping [ˈkæmpɪŋ] кемпінг, наметовий
 табір
can [kæn] могли
cap [kæp] чашка, горнятко
car [kɑː] автомобіль
card [kɑːd] карта
caretaker [ˈkeəteɪkə] опікун/господиня
 дому
to carry [ˈkæri] нести
pencil case [ˈpensl ˌkeɪs] пенал
cat [kæt] кіт
CD [siː ˈdiː] компакт-диск
centre [ˈsentə] центр, середина
 information centre [ɪnfəˈmeɪʃn ˌsentə]
 інформаційний центр
chair [tʃeə] стілець
charity [ˈtʃærɪti] доброчинність,
 доброчинна організація
chat [tʃæt] бесіда, розмова
to chat [tʃæt] спілкуватися
cheap [tʃiːp] дешевий
to check [tʃek] перевіряти
cheese [tʃiːz] сир
child, children (pl) [tʃaɪld; ˈtʃɪldrɪn] дитина
 only child [ˌɒnli ˌtʃaɪld] єдина дитина
chocolate [tʃɒklət] шоколад
to choose [tʃuːz] вибирати, обирати
 з-поміж
church [tʃɜːtʃ] церква
to clap [klæp] плескати у долоні
class [klɑːs] шкільний клас, клас
classroom [ˈklɑːsrʊm] класна кімната
clock [klɒk] годинник
 alarm clock [əˈlɑːm ˌklɒk] будильник
o'clock [əˈklɒk] година (вказівка на час)
to close [klaʊz] зачиняти, закривати
closed [klaʊzd] закритий, зачинений
club [klʌb] клуб, об'єднання
cold [kəʊld] холодний
to collect [kəˈlekt] збирати
colour [ˈkʌlə] колір
to come [kʌm] приходити
 Come on. [kʌm ˈɒn] Припини, припини
 to come in [kʌm ˈɪn] входити
 to come over [kʌm ˈəʊvə] проходити
 крізь; переходити
comic [kɒmɪk] комік
to compare [kəmˈpreə] порівнювати
complete [kəmˈpliːt] повний; завершений
computer [kəmˈpjʊtə] комп'ютер
cooking [ˈkʊkɪŋ] кулінарія, кулінарний
cool [kuːl] класний, супер; прохолодний
to copy [ˈkɒpi] переписувати, копіювати
cornflakes [kɔːnˈfleɪks] кукурудзяні
 пластівці

to **correct** [kə'rekt] виправляти,
corridor [kɒrɪdɔː] прохід, вестибюль,
 коридор
country, countries (pl) [ˈkʌntri; ˈkʌntriz]
 країна
 in the country [ɪn ðə ˈkʌntri] у країні
of course [ɒv ˈkɔːs] звісно, само собою
cousin [ˈkʌzn] кузен/кузина
cow [kaʊ] корова
crazy [ˈkreɪzi] божевільний
ice-cream [aɪs ˈkri:m] морозиво
cricket [ˈkrɪkɪt] крикет
crisp [krɪsp] картопляні чіпси
crossword (puzzle) [krɒswɜːd ˈpʌzl]
 кросворд
cupboard [ˈkʌpbɔːd] кухонна шафа, шафа

D

dad [dæd] батько, тато
 to **dance** [dɑːns] танцювати
dark [dɑːk] темний
date [deɪt] дата
day [deɪ] день
 sports day [spɔːts deɪ] спортивне свято
dear [dɪə] любий, дорогий
December [dɪˈsembə] грудень
department store [dɪˈpɑːtmənt stɔː]
 універмаг
 to **describe** [dɪˈskraɪb] описувати
desk [desk] письмовий стіл
dialogue [daɪələg] діалог
different [dɪfərənt] інший, відмінний
dining room [ˈdaɪnɪŋ ru:m] їдальня, обідня
 зала
disco [ˈdɪskəʊ] дискотека
divorced from [dɪˈvɔːst frəm] розлучений з
DJ [ˈdiːdʒeɪ] ді-джей
 to **do** [duː] робити, займатися
 do sports [duː ˈspɔːts] займатися спортом
dog [dɒg] собака
 to walk the dog [wɔːk ðə ˈdɒg] вигулювати
 собаку
door [dɔː] двері
double [ˈdʌbl] двійник, клон
 to go down [gəʊ ˈdaʊn] спускатися
 sit down [sɪt ˈdaʊn] сідати, присідати
 Go down... [gəʊ daʊn] Йдіть униз;
 Спускайтеся
downstairs [daʊnˈsteəz] вниз, на
 нижньому поверсі

drama [ˈdrɑːmə] драма; п'єса
 to **draw** [draʊ] малювати
dream [dri:m] сон
 to **dress** [dres] вбиратися
drink [drɪŋk] напій
 to **drink** [drɪŋk] пити
 to **drive** [draɪv] їхати
driver [ˈdraɪvə] водій/водійка
drums [ˈdrʌmz] барабани

E

each [i:tʃ] кожен/кожна/кожне
early [ɜːli] рано
east [iːst] схід
easy [iːzi] просто, легко
 to **eat** [i:t] їсти, жерти
egg [eg] яйце
elephant [elɪfənt] слон
else [els] або, ще
e-mail [iːmeɪl] електронна пошта
 to **end** [end] закінчуватися
English [ˈɪŋɡlɪʃ] англійська мова
euro [ˈjʊərəʊ] євро (валюта)
even [iːvn] навіть, зовсім
evening [iːvnɪŋ] вечір
 in the **evening** [ɪn ðiː ˈiːvnɪŋ] ввечері, у
 вечірній час
event [ɪˈvent] подія, нагода
every [ˈevri] кожний/кожна/кожне
example [ɪɡzɑːmpl] приклад
change [tʃeɪndʒ] обмін, зміна
excited [ɪkˈsaɪtɪd] схвильований
Excuse me! [ɪkˈskjuːz mi] Вибачте!
exercise [ˈeksəsaɪz] вправа, завдання
 exercise book [ˈeksəsaɪz ˌbʊk] зошит
 для вправ
expensive [ɪkˈspensɪv] дорогий
eye [aɪ] око

F

face [feɪs] обличчя
fair [feə] виставка, ярмарок
summer fair [ˈsʌmə ˌfeə] літній ярмарок
family [ˈfæmli] родина
 family tree [ˈfæmli ˌtriː] родинне дерево
famous [ˈfeɪməs] відомий
fantastic [fænˈtæstɪk] фантастичний,
 грандіозний

farm [fɑ:m] фермерське господарство, ферма
farmer [fɑ:mə] фермер, фермерша,
favourite [fə'veɪtɪ] улюблений
February [febrʊəri] лютий
to feed [fi:d] годувати
field [fi:ld] поле, вид діяльності
to fill in [fɪl,'ɪn] наповнювати; заповнити
to find [faɪnd] знаходити
 to find out [faɪnd,'aʊt] виявляти
fine [faɪn] добрий, у порядку, гарний, красивий
to finish [fɪnɪʃ] закінчувати, виконувати, припиняти
fire [faɪə] вогонь, пожежа
first [fɜ:st] спочатку; перший/перша/перше
fish, fish (pl) [fɪʃ] риба/риби
to fish [fɪʃ] рибалити, ловити рибу
fishing [fɪʃɪŋ] риболовля
flag [flæg] стяг, прапор
flat [flæt] квартира
flower [flaʊə] квітка
foggy [fɒɡi] туманний
folder [fəʊldə] папка, портфель
to follow [fɒləʊ] слідувати, наслідувати, виконувати
food [fu:d] їжа
foot, feet (pl) [fʊt; fi:t] нога
on foot [ɒn 'fʊt] пішки
football [fʊtbɔ:l] футбол
for [fɔ:] для
to forget [fə'ɡet] забувати
form [fɔ:m] форма
 long form [lɒŋ fɔ:m] повна форма
free [fri:] вільний
Friday [fraɪdeɪ] п'ятниця
friend [frend] друг/подруга
from [frɒm] з, від
 divorced from [dɪ'vɔ:st frɒm] розведений з
 Where are you from? [weə,ə jə 'frɒm]
 Звідки ви?
in front of [ɪn 'frʌnt,əv] перед
fun [fʌn] веселощі
 Have fun! [hæv 'fʌn] розважайтеся!
 to be fun [bi: 'fʌn] бути весело
 to have fun [hæv 'fʌn] веселитися, розважатися
funny [fʌni] комічний, смішний
furniture [fɜ:nɪtʃə] меблі

G

game [ɡeɪm] гра
garden [ɡɑ:dn] садок
to get [ɡet] добиратися, ставати, діставати
 to get into [ɡet,'ɪntə] вступати до; потрапити
 to get lost [ɡet 'lɒst] загубитися, заблукати
 to get off [ɡet,'ɒf] зійти з
 to get out [ɡet,'aʊt] вийти
 to get up [ɡet,'ʌp] вставати; підводитися
ghost [ɡəʊst] дух, привид
girl [ɡɜ:l] дівчинка
to give [ɡɪv] давати, дарувати
to go [ɡəʊ] йти
 Go down. [ɡəʊ daʊn] йдіть униз; спускайтеся
 Go left. [ɡəʊ 'left] поверніть ліворуч
 Go right. [ɡəʊ 'raɪt] поверніть праворуч
 to go down [ɡəʊ 'daʊn] спускатися
 to go up [ɡəʊ,'ʌp] підніматися
goal [ɡəʊl] гол, мета
good [ɡʊd] гарний
 Good luck! [ɡʊd 'lʌk] Хай щастить!
 Good Morning! [ɡʊd 'mɔ:niŋ] Доброго ранку!
 I'm good at. [aɪm 'ɡʊd,ət] Я вмію добре...
 to be good with . [bi: 'ɡʊd wɪð] добре ставитися до...
 to have a good time [hæv,ə ɡʊd 'taɪm]
 гарно проводити час
goodbye [ɡʊd'baɪ] до побачення
to have got [hæv 'ɡɒt] отримувати, мати
grandad [grændæd] дідусь
grandma [grændmɑ:] бабуся
great [ɡreɪt] чудовий, прекрасний
Greek [ɡri:k] грецький; грек/грекиня
green [ɡri:n] зелений
grid [ɡrɪd] ґратка, решітка
group [ɡru:p] група
gym [dʒɪm] гімнастичний зал
to guess [ɡes] здогадуватися, припускати

H

half past (two) [ha:f pa:st] пів на (третю)
half-sister [ha:f sɪstə] зведена сестра
hall [hɔ:l] зал, зала, вестибюль
Hang on! [hæŋ,ɒn] Зачекай! Почекай-но!
to happen [hæpən] ставатися, відбуватися
happy [hæpi] щасливий, вдоволений

to have [hæv] мати
 Have fun! [hæv 'fʌn] Розважайтеся!
 to have a good time [hæv ə 'ɡʊd 'taɪm] гарно проводити час
 to have a party [hæv ə 'pa:ti] влаштувати вечірку
 to have fun [hæv 'fʌn] розважатися, веселитися
 to have got [hæv 'ɡɒt] отримувати, мати
 to have supper [hæv 'sʌpə] вечеряти

he [hi:] він

to **hear** [hiə] чути

Hello! [he'ləʊ] Привіт!

help [help] допомога
 to **help** [help] допомагати

her [hɜ:] її; їй

here [hiə] тут
 Here you are! [hiə ju: 'ɑ:] Будь ласка!

hey [hei] привіт!

to **hide** [haɪd] ховати, ховатися

him [hɪm] його, йому

his [hɪz] його

hobby, hobbies (pl) [hɒbi; 'hɒbiz] хобі

home [həʊm] дім, будинок; додому
 at home [ət 'həʊm] вдома
 to take home [teɪk 'həʊm] забирати додому

homework [həʊm'wɜ:k] домашнє завдання/домашня робота

to **hope** [həʊp] сподіватися

horse [hɔ:s] кінь

hot [hɒt] гарячий

hour [aʊə] година
 hours [aʊəz] години роботи

house [haʊs] дім

how [haʊ] як
 How are you? [haʊ 'ɑ: ju:] Як ти?
 how many [haʊ 'meni] скільки
 How much are ... ? [haʊ 'mʌtʃ ə] Скільки коштують ... ?
 How much is ... ? [haʊ 'mʌtʃ ɪz] Скільки коштує... ?
 How old are you? [haʊ 'əʊld ə ju:] Скільки тобі років?

to be in a **hurry** [bi: ɪn ə 'hʌrɪ] поспішати
 Hurry up! ['hʌrɪ 'ʌp] Поспішай!

I

I [aɪ] я
ice-cream [aɪs 'kri:m] морозиво

idea [aɪ'diə] ідея

I'm [aɪm] я є

in [ɪn] в, на; всередині
 in front of [ɪn 'frʌnt əv] перед

information [ɪnfə'meɪʃn] інформація/
 відомості
 information centre [ɪnfə'meɪʃn 'sentə] інформаційний центр

inside [ɪn'saɪd] всередині, туди, всередину

into [ɪntə] в, у, туди
 to get into [get 'ɪntə] потрапити у

invitation [ɪnvɪ'teɪʃn] запрошення

to **invite** [ɪn'vaɪt] запрошувати

is [ɪz] є

it [ɪt] воно

Italian [ɪ'tæliən] італійський; італієць/
 італійка

J

jacket [dʒækɪt] куртка

jam [dʒæm] мармелад

January [dʒænjuəri] січень

joke [dʒəʊk] жарт
 to **joke** [dʒəʊk] жартувати, розповідати жарти

July [dʒu'laɪ] липень

long jump [lɒŋ dʒʌmp] довгий стрибок

June [dʒu:n] червень

just [dʒʌst] щойно, тільки-но, просто

K

Keep out! [ki:p 'aʊt] Вхід заборонено!

to **kick** [kɪk] бити

kid [kɪd] дитина

kitchen ['kɪtʃɪn] кухня

knock [nɒk] стук, удар

to **know** [nəʊ] знати, бути знайомим з

L

land [lænd] країна; земля

language [læŋɡwɪdʒ] мова

lantern [læntən] ліхтар

laptop ['læptɒp] ноутбук

large [lɑ:dʒ] великий, величезний

last [lɑ:st] останній/остання/останнє

late [leɪt] пізно, запізно, той, хто запізнився

later [leɪtə] пізніше

to **laugh** [lɑ:f] сміятися

- to **learn** [lɜ:n] дізнаватися; вчити
 at **least** [ət 'li:st] принаймні, щонайменше
 to **leave** [li:v] облишати, залишати, від'їздити
left [left] лівий/ліва/ліве; ліворуч
 Go **left**. [gəʊ 'left] поверніть ліворуч.
 on the **left** [ɒn ðə 'left] зліва
lemonade [lemə'neɪd] лимонад
lesson ['lesn] урок
Let's [lets] Давай...
letter ['letə] літера, лист
 to **like** [laɪk] подобатися, вподобати
like [laɪk] як; подібно
line [laɪn] рядок, текст, лінія
list [lɪst] список
 to **listen** ['lɪsn] слухати, прослуховувати
little ['lɪtl] малий
 to **live** [lɪv] мешкати, жити
living room ['lɪvɪŋ ru:m] зала
long [lɒŋ] довгий
 as **long as** [əz 'lɒŋ əz] допоки
long form [lɒŋ fɔ:m] повна форма
long jump [lɒŋ dʒʌmp] стрибки в довжину
 to **look** [lʊk] дивитися, бачити, виглядати
 to **look at** [lʊk ət] дивитися на
 to **look for** [lʊk fɔ:] шукати
 to **get lost** [get 'lɒst] загубитися, заблукати
 a **lot of** [ə 'lɒt əv] багато, велика кількість
love [lʌv] з сердечними вітаннями (у кінці листа), любов
 to **love** [lʌv] любити, вподобати
luck [lʌk] щастя
 Good **luck!** [gʊd 'lʌk] Хай щастить!
lucky ['lʌki] щасливий
 you're **lucky** [jʊə 'lʌki] тобі щастить
lunch [lʌntʃ] обід
lunchtime [lʌntʃ'taɪm] обідня перерва, обід

M

- magazine** [mægə'zi:n] журнал, видання
 to **make** [meɪk] робити, вчиняти
 to **make up** [meɪk 'ʌp] вигадувати, фантазувати
make-up [meɪk'ʌp] макіяж, косметика
man, men (pl) [mæn; men] чоловік
manager ['mænɪdʒə] менеджер/менеджерка
many [meni] багато; множина
 how **many** [haʊ 'meni] скільки
map [mæp] план міста, карта місцевості

- March** [mɑ:tʃ] березень
mark [mɑ:k] пляма
married to [mærid tə] одружений з
 to **match** [mætʃ] приводити у відповідність, впорядковувати
May [meɪ] травень
maybe [meɪbi] можливо
me [mi:] мені, мною
 to **mean** [mi:n] означати, мати на увазі
meaning ['mi:nɪŋ] значення
medium ['mi:diəm] середній
 to **meet** [mi:t] зустрічати, зустрічатися
text message [tekst 'mesɪdʒ] текстове повідомлення
milk [mɪlk] молоко
mobile [məʊbaɪl] мобільний телефон
 at the **moment** [æt ðə 'məʊmənt] у даний момент, наразі
moment [məʊmənt] момент, мить
Monday [mʌndeɪ] понеділок
 on **Monday** [ɒn 'mʌndeɪz] по понеділках
money ['mʌni] гроші
month [mʌnθ] місяць
more [mɔ:] більше
morning ['mɔ:niŋ] ранок, перша половина дня
 Good **Morning!** [gʊd 'mɔ:niŋ] Доброго ранку!
 in the **morning** [ɪn ðə 'mɔ:niŋ] вранці, рано, у першій половині дня
most [məʊst] переважно, більшість
mouse [maʊs] миша
Mr [mɪstə] пан (звертання)
Mrs [mɪsɪz] пані (звертання)
much [mʌtʃ] багато
mum [mʌm] мама, матуся
museum [mju:'zi:əm] музей
music ['mju:zɪk] музика
must [mʌst] мусити
my [maɪ] мій/мое

N

- name** [neɪm] ім'я
 My **name is...** [maɪ 'neɪm ɪz] Мене звати...
near [nɪə] неподалік від, біля
needn't ['ni:dnt] не потребувати, не мати потреби у
never ['nevə] ніколи, жодного разу
new [nju:] новий

newsagent [nju:z eɪdʒənt] продавець/
продавчиня газет
next [nekst] наступний/наступна/наступне
next to [nekst tə] біля
nice [naɪs] гарний
night [naɪt] ніч
no [nəʊ] ні; жоден/жодне
noise [nɔɪz] шум, галас
normal [nɔ:ml] нормальний
north [nɔ:θ] північ
not [nɒt] ні
November [nəʊ'vembə] листопад
now [naʊ] зараз, негайно
right now [raɪt 'naʊ] прямо зараз, у цю
мить
number [nʌmbə] цифра, число
phone number [fəʊn'nʌmbə] номер
телефону
nurse [nɜ:s] медична сестра, доглядач за
хворими
night nurse [naɪt nɜ:s] нічна сиділка

O

observatory [əb'zɜ:vətɔ:ri] обсерваторія
October [ɒk'təʊbə] жовтень
of [ɒv; əv] з
of course [əv 'kɔ:s] звичайно, беззаперечно
to get off [get 'ɒf] вийти з
often [ɒfn] часто
oh [əʊ] о
We're OK. [wiə're 'əʊ'keɪ] У нас все добре.
old [əʊld] старий
How old are you? [haʊ'əʊld,ə ju:] Скільки
вам років?
on [ɒn] на, в
on foot [ɒn 'fʊt] пішки
on Mondays [ɒn 'mʌndeɪz] по понеділках
on the left [ɒn ðə 'left] зліва
on the right [ɒn ðə 'raɪt] справа
only child [əʊnli ,tʃaɪld] єдина дитина
only [əʊnli] лише, тільки, лиш
Oops! [u:pz] Ого!
open [əʊpən] відкривати, відкорковувати
or [ə] або
order [ɔ:də] порядок, послідовність
to **organize** [ɔ:ɡənəɪz] організувати
other [əðə] інший/інша/інші
our [aʊə] наш/наші
out [aʊt] звідси, назовні, з

Keep out! [ki:p' aʊt] Вхід заборонено!
get out [get' aʊt] виходити
to sort out [sɔ:t' aʊt] з'ясовувати,
вирішувати (проблему)
to take out [teɪk' aʊt] брати з собою
out of [aʊt' əv] з, з-поміж
outside [aʊt'saɪd] назовні, надворі, надвір
oven [ʌvən] пічка
over [əʊvə] через; понад
over there [əʊvə 'ðeə] там
to come over [kʌm' əʊvə] переходити

P

to **pack** [pæk] упакувати
packet [pækɪt] упаковка, пачка
page [peɪdʒ] сторінка
to **paint** [peɪnt] малювати, змальовувати
pair [peə] пара
parents [peərənts] батьки
park [pɑ:k] парк
part [pɑ:t] частина
partner [pɑ:tnə] партнер/партнерка
party [pɑ:ti] вечірка, свято
to have a party [hæv,ə 'pɑ:ti] влаштувати
свято
past [pɑ:st] повз, через
half **past (two)** [ha:f pɑ:st] пів на (третю)
pen [pen] ручка
pence (pl) [pens] пенс (грошова одиниця)
pencil [pensl] олівець
pencil case [pensl, keɪs] пенал
penknife, penknives (pl) [pennaɪf; 'pennaɪvz]
складаний ніжик
people [pi:pl] люди, громада
phone number [fəʊn ,nʌmbə] номер
телефону
to **phone** [fəʊn] телефонувати, дзвонити
photo [fəʊtəʊ] фотографія
phrase [freiz] вираз, фраза
to **pick** [pɪk] підбирати, вибирати
picture [pɪktʃə] зображення
pig [pɪg] свиня
pink [pɪŋk] рожевий
pizza [pɪtsə] піцца
place [pleɪs] місце
plan [plæn] план
play [pleɪ] п'єса, вистава
to **play** [pleɪ] грати
playground [pleɪgraʊnd] шкільне подвір'я,
ігровий майданчик

please [pli:z] будь ласка
to be pleased with [bi: 'plɪzd wɪð] бути задоволеним чимось
plural [pluərəl] множина, деяка кількість
to **point** [pɔɪnt] вказувати на
police [pə'li:s] поліція
Polish [pəʊlɪʃ] польський
postcard [pəʊstka:d] поштова листівка
poster [pəʊstə] постер, плакат
pound [paʊnd] фунт (валюта)
present [preznt] подарунок
price [praɪs] ціна
problem [prɒbləm] проблема, ускладнення
project [prɒdʒekt] проект
pupil [pju:pəl] школяр/школярка
purple [pɜ:pəl] бузковий, фіолетовий
to **put** [pʊt] встановлювати, ставити, класти
to put in [pʊt 'ɪn] розміщувати
put on [pʊt 'ɒn] вдягати, одягати
to put up [pʊt 'ʌp] встановлювати, будувати
puzzle [pʌzl] загадка, головоломка

Q

quarter past [kwɔ:tə pæst] чверть по
quarter to [kwɔ:tə tə] за чверть до
question [kwɛstʃən] питання
quick [kwɪk] швидкий
quiet [kwaɪət] спокійний, нерухомий, повільний
quiz [kwɪz] вікторина, загадка

R

race [reɪs] перегони, забіг
to run a race [rʌn ə 'reɪs] брати участь у перегонах
radio [reɪdiəʊ] радіо
radio show [reɪdiəʊ ʃəʊ] радіопрोगрама
to **rain** [reɪn] дощити
rainy [reɪni] дощовий
rap [ræp] реп
to **rap** [ræp] читати реп
to **read** [ri:d] читати
really [riəli] справді
recipe [resɪpi:] рецепт
red [red] червоний
to **rehearse** [rɪ'hɜ:s] проводити репетицію (театральну постановку)

to **remember** [rɪ'membə] згадувати, пригадувати, запам'ятовувати
reporter [rɪ'pɔ:tə] репортер/репортерка
revision [rɪ'veɪʒn] повторення
rhyme [raɪm] рима
to **ride** [raɪd] їхати, їхати верхи
right [raɪt] правий, права, праве
on the right [ɒn ðə 'raɪt] справа
to be right [bi: 'raɪt] мати рацію
right now [raɪt 'naʊ] прямо зараз, у цей момент
to **ring** [rɪŋ] дзвонити
river [rɪvə] річка
road [rəʊd] дорога, шосе
roof [ru:f] дах
room [ru:m] кімната, простір, місце
dining room [daɪnɪŋ ru:m] їдальня, обідня зала
living room [lɪvɪŋ ru:m] житлова кімната, зала
RSVP [ɑ: es vi: 'pi:] чекаємо на Вашу відповідь
rubbish [rʌbɪʃ] сміття, відходи, залишки
rule [ru:l] правило, припис
ruler [ru:lə] лінійка
to **run** [rʌn] бігти, тікати
to run a race [rʌn ə 'reɪs] брати участь у перегонах
to run away [rʌn ə 'weɪ] тікати
runner [rʌnə] бігун/бігунка
Russian [rʌʃn] російський; росіянин/росіянка

S

sandwich [sænwɪdʒ] сендвіч, бутерброд
Saturday [sætədeɪ] субота
to **say** [seɪ] казати, промовляти
scared [skeəd] наляканий
school [sku:l] школа
school bag [sku:l bæɡ] шкільна сумка, шкільний портфель
scone [skɒn] булочка (випічка)
season [si:zn] пора року, сезон
second [seknd] секунда
to **see** [si:] бачити
See you! [si: jə] До побачення! Побачимось!
to **sell** [sel] продавати
to **send** [send] надсилати
sentence [sentəns] речення

September [sep'tembə] вересень
she [ʃi:] вона
shed [ʃed] сарай
sheep, sheep (pl) [ʃi:p] вівця/вівці
shelf, shelves (pl) [ʃelf; ʃelvz] полиця, етажерка
ship [ʃɪp] корабель
shirt [ʃɜ:t] сорочка
shoe [ʃu:] черевик
shop [ʃɒp] магазин, крамниця
 sports shop [spɔ:ts ʃɒp] спортивний магазин
shopping [ʃɒpɪŋ] шопінг, купівля товарів
short [ʃɔ:t] короткий
 to **shout** [ʃaʊt] кричати
show [ʃəʊ] шоу, передача, вистава
 radio show [reɪdɪəʊ ʃəʊ] радіопрограма
 to **show** [ʃəʊ] показувати
sign [saɪn] вивіска, знак
 to **sing** [sɪŋ] співати
sister [sɪstə] сестра
 half-sister [hɑ:f,sɪstə] зведена сестра
 to **sit** [sɪt] сидіти
 to sit down [sɪt 'daʊn] сідати, присідати
 to sit with [sɪt wɪθ] сідати поряд з
 to **skate** [skeɪt] їздити на скейтборді, кататися на скейті
skateboard [skeɪtbɔ:d] скейтборд
skates (pl) [skeɪts] роликові ковзани
 to **sleep** [sli:p] спати
sleeping bag [sli:pɪŋ ,bæg] спальний мішок
slow [sləʊ] повільно
small [smɔ:l] малий
 to **smile** [smaɪl] посміхатися
snowy [snəʊi] засніжений
so [səʊ] тож, отож, тому
soap [səʊp] мильна опера, «мило»
sofa [səʊfə] диван, софа
sometimes [səm'taɪmz] іноді
song [sɒŋ] пісня
soon [su:n] швидко
sorry [sɒri] мені шкода, перепрошую
 to **sort** [sɔ:t] сортувати
 sort out [sɔ:t 'aʊt] з'ясовувати, вирішувати (проблему)
sound [saʊnd] звук, шум, дзвінок
south [saʊθ] південь
 to **speak** [spi:k] говорити
 to **spell** [spel] називати по літерах
 to **spend** [spend] проводити, витратити

sponge [spʌndʒ] губка
spooky [spu:ki] зловісний
sport [spɔ:t] спорт
 sports day [spɔ:ts deɪ] спортивне свято
 sports field [spɔ:ts fi:ld] спортивний майданчик
 sports shop [spɔ:ts ʃɒp] спортивний магазин
 to do sports [du: 'spɔ:ts] займатися спортом
spring [sprɪŋ] весна
stall [stɔ:l] стійка, будка
 word **star** [wɜ:d stɑ:] зірка слова
start [stɑ:t] починати, розпочинати
station [steɪʃn] сторожа, станція, вокзал
 to **stay** [steɪ] залишатися
 to stay with [steɪ wɪθ] жити у/з
stepdad [stepdæd] вітчим
stop [stɒp] стоянка, зупинка
 bus stop ['bʌs ,stɒp] зупинка автобуса
 to **stop** [stɒp] припиняти, облишати, затримувати
 department **store** [drɪ'pɑ:tmənt stɔ:] універсальний магазин
story [stɔ:ri] історія, розповідь
strange [streɪndʒ] дивний, рідкісний
street [stri:t] вулиця
studio [stju:diəʊ] студія
stupid [stju:pi:d] дурний, тупий
suddenly [sʌdnli] раптом, несподівано
summer [sʌmə] літо
 summer fair [sʌmə ,feə] літній ярмарок
Sunday [sʌndeɪ] неділя
sunny [sʌni] сонячний
supermarket [su:pə'mɑ:kɪt] супермаркет
supper [sʌpə] вечеря
 to have supper [hæv 'sʌpə] вечеряти
sure [ʃʊə] звісно
survey [sɜ:veɪ] опитування
 to **swap** [swɒp] обмінювати
sweet [swi:t] солодкий
 to **swim** [swɪm] плавати

T

table [teɪbl] стіл
 to **take** [teɪk] брати, приносити з собою, приносити
 to take home [teɪk 'həʊm] забирати додому
 to take out [teɪk 'aʊt] брати з собою

- to **talk** [tɔ:k] говорити, промовляти
 to **taste** [teɪst] смакувати
tea [ti:] чай, вечерея
 afternoon tea [ɑ:ftənu:n 'ti:] полуденне чаювання
 to **teach** [ti:tʃ] навчати
teacher [ti:tʃə] вчитель/вчителька
 to **tell** [tel] розповідати, казати
tent [tent] намет
terrible [terəbl] жахливий, страшний
 to **test** [test] тестувати, випробовувати
text [tekst] текст
 text message [tekst ,mesɪdʒ] текстове повідомлення
than [ðæn] ніж
 to **thank** [θæŋk] дякувати
 thank you [θæŋk ju:] дякую
that [ðæt] це, те
the [ðə; ði] той, та, те
their [ðeə] їх/їхні
them [ðem] їм; їх
then [ðen] тоді
there [ðeə] там, у тому місці
 over there [əʊvə 'ðeə] там
 there are [ðer 'ɑ:] є, маємо
 there is [ðer 'ɪz] є, маємо
these [ði:z] ці, отут
they [ðei] вони (множина)
thing [θɪŋ] річ
 to **think** [θɪŋk] думати
third [θɜ:d] третій/третя/третє
this [ðɪs] це; цей/ця/ці
those [ðəʊz] ці, отам, ті
 to **throw** [θrəʊ] кидати
Thursday [θɜ:zdeɪ] четвер
ticket [tɪkɪt] квиток, проїзний документ, вхідний квиток
time [taɪm] час
 to have a good time [hæv ə gud 'taɪm] розважатися
 What's the time, please? [wɒts ðə 'taɪm ,pli:z] Перепрошую, котра година?
 to **time** [taɪm] зупинятися, займати час
timeline [taɪmlaɪn] часовий вимір
tip [tɪp] підказка
today [tə'deɪ] сьогодні
together [tə'geðə] разом, одне з одним
toilet [tɔɪlət] туалет
tomato, tomatoes (pl) [tə'ma:təʊ; tə'ma:təʊz] помідор(и)
tonight [tə'naɪt] сьогодні ввечері, сьогодні вночі
too [tu:] також; занадто
topic [tɒpɪk] тема
torch, torches (pl) [tɔ:tʃ; 'tɔ:tʃɪz] кишеньковий ліхтарик, факел
town [taʊn] місто
train [treɪn] поїзд
transport [træns'pɔ:t] транспорт
tree [tri:] дерево
trick [trɪk] трюк, витівка
trip [trɪp] екскурсія, подорож
trouble [trʌbl] проблема, неприємність
 to **try** [traɪ] намагатися, пробувати
T-shirt [ti:ʃɜ:t] футболка
Tuesday [tju:zdeɪ] вівторок
tunnel [tʌnəl] тунель, шляхопровід
Turkish [tɜ:kɪʃ] турецький
 to **turn off** [tɜ:n ,ɒf] вимкнути, відключити
TV [ti:'vi:] телебачення, телевізор

U

- uncle** [ʌŋkl] дядько
under [ʌndə] під
underlined [ʌndə'laɪnd] підкреслений
unhappy [ʌn'hæpi] нещасливий
uniform [ju:nɪfɔ:m] уніформа
Hurry up! [hʌri,'ʌp] поспіши!
 to get up [get,'ʌp] підводитися
 to go up сходити нагору
 to wake up прокидатися, пробуджуватися
 What's up? [wɒts,'ʌp] Що сталося?
upstairs [ʌp'steɪz] нагорі, на верхньому поверсі
us [ʌs] нас
 to **use** [ju:z] використовувати, застосовувати

V

- van** [væn] фургон
very [veri] дуже
video [vɪdiəʊ] відео
visit [vɪzɪt] відвідини
 to **visit** [vɪzɪt] відвідувати, оглядати
visitor [vɪzɪtə] відвідувач/відвідувачка
volleyball [vɒlɪbɔ:l] волейбол

W

- to **wait** [weɪt] чекати
to wait for [weɪt fɔː] чекати на
- to **wake up** [weɪkˌʌp] прокидатися, вставати
- to **walk** [wɔːk] йти, крокувати
to walk the dog [wɔːk ðə 'dɒg] вигулювати собаку
- wall** [wɔːl] стіна
- to **want** [wɒnt tə] бажати, хотіти
- wardrobe** [wɔːdrəʊb] шафа для одягу
- to **wash** [wɒʃ] митися, мити
- to **watch** [wɒtʃ] оглядати, спостерігати
- water** [wɔːtə] вода
- way** [weɪ] шлях
He is on his way to ... [hiːz ɒn hɪz 'weɪ tə]
Він на шляху до
- we** [wiː] ми
- wear** [weə] мати на собі, носити
- Wednesday** [wenzdeɪ] середа
- week** [wiːk] тиждень
- weekend** [wiːk'end] вихідні
- to **welcome** [welkəm] вітати
You're **welcome**. [jʊə 'welkəm] Будь ласка!
Не варто дякувати!
- well** [wel] так, отож, ну добре
- west** [west] захід
- what** [wɒt] що; який/яка/які
What about...? [wɒt ə'baʊt] Як щодо...?
Що, коли...?
What's up? [wɒts 'ʌp] Що сталося?
What's your name? [wɒts jə 'neɪm] Як тебе звуть?
- when** [wen] коли, коли ж
- where** [weə] де, куди
Where are you from? [weə, ə jə 'frɒm]
Звідки ти?
Where's the fire? [weəz ðə 'faɪə]
Де пожежа?

- white** [waɪt] білий
white elephant stall [waɪt 'elɪfənt stɔːl]
лавка лахмітника
- who** [huː] хто; кому, кого
- why** [waɪ] чому
- wind** [waɪnd] вітер
- window** [wɪndəʊ] вікно
- windy** [wɪndi] вітряний
- winter** [wɪntə] зима
- with** [wɪð] з
to be pleased with [biː 'plɪzɪd wɪð] бути задоволеним
- without** [wɪðaʊt] без
- woman, women (pl)** [wʊmən; 'wɪmɪn] жінка
- Woof!** [wʊf] Гав!
- word** [wɜːd] слово
- work** [wɜːk] робота
- to **work** [wɜːk] працювати, функціонувати
- worksheet** [wɜːkʃiːt] робочий листок
- to be **worried** [biː 'wɒrɪd] бути стурбованим, стривоженим
- to **worry** [wʌri] хвилюватися
- to **write** [raɪt] писати
to write down [raɪt daʊn] записувати
- wrong** [rɒŋ] невірно; помилково

Y

- year** [jɪə] рік, клас навчання
- yellow** [jeləʊ] жовтий
- yes** [jes] так
- you** [juː] ти, тобі, тебе, вас, вам, ти, ви, Ви
Here you are! [hɪə juː, 'ɑː] будь ласка!
thank you [θæŋk juː] дякую
you're lucky [jʊə'ləki] тобі щастить
You're welcome. [jʊə 'welkəm] будь ласка!
не варто дякувати!
- young** [jʌŋ] молодий
- your** [jɔː] твій/твої, ваш/ваші, їх/їхні

Навчальне видання

Пахомова Тетяна Геннадіївна

АНГЛІЙСЬКА МОВА

Підручник для 5-го класу
загальноосвітніх навчальних закладів
(1-й рік навчання)

Видано за рахунок державних коштів. Продаж заборонено

Редактор *Бондар Т.І.*

Художній редактор *Машиков П.В.*

Дизайн обкладинки *Сахно С.Я.*

Комп'ютерна верстка *Бориц С.М.*

Здано до набору 15.06.2013. Підписано до друку 22.04.2013

Формат 70×100 1/16. Папір офсет. Облік. видав. арк. 9,5.

Умовн. друк. арк. 12,31. Тираж 30635 прим.

Замов. №

ТОВ «Методика Паблішинг»

Україна, 01103, Київ

вул. Професора Підвисоцького, 10/10, оф 61

Свідоцтво про внесення до державного реєстру
суб'єкта видавничої справи ДК № 4395 від 27.08.2012

Тел (044) 456-70-57

Віддруковано згідно з наданим оригінал-макетом

у ТОВ фірма «АНТОЛОГІЯ»

04136, м. Київ, вул. Маршала Гречка, буд. 13. оф. 202.

Свідоцтво ДК №4435 від 8.11.2012 р.