

Oksana Karpiuk

ENGLISH

PUPIL'S
BOOK

3



ББК 81.2АНГ-922
К-26

Рекомендовано Міністерством освіти і науки України
(Лист Міністерства освіти і науки України №1/11-628 від 19.02.2003 р.)



К-26 Карп'юк О. Д.

Англійська мова: Підручник для 3-го класу загальноосвітніх
навчальних закладів. – Тернопіль: Лібра Терра, 2006. – 160 с.: іл.
ISBN 966-8790-18-9

ББК 81.2АНГ-922

© Карп'юк О.Д., 2003
© ТОВ "Лібра Терра", 2006

ISBN 966-7943-44-5 ("Навчальна книга", 2003)
ISBN 966-8790-18-9

Lesson 1

1



Look, listen and repeat

(Дивись, слухай і повторюй)

Bill: Do you remember me?
My name is Bill. I am eight.



I've got a sister.
Her name is Kate. She is ten.

I've got a little brother.
His name is Tom. He is five.



These are
my friends
Nick and
Vicky.



Do you remember
my teacher?
Her name is
Miss Poppins.



2

Look and answer

(Подивись і дай відповідь)

- Who is this boy / girl?
- What is his / her name?
- How old is he / she?



a



b



c



d

- Is this lady a teacher?
- What is her name?
- Is she pretty?



3 **Talk with your friend**

(Поговори з другом)



A: What is your name?

B: ...

A: How old are you?

B: ...



4 **Pronounce the sounds**

(Вимови звуки)

[b],[d],[g],[l],[m],[n],[r],[v],[w],[z]

[f],[k],[p],[s],[t]

5 **Match and pronounce**

(Добери і вимови)

Letters: g, x, z, y, w, b, k, f, v, r, s, h

Sounds: [z],[r],[g],[k],[ks],[h],[j],[v],[w],[s],[f],[b]

6  **Sing the ABC song**

(Заспівай пісеньку про алфавіт)



Remember your
reading lessons.



7

Read and compare

(Прочитай і порівняй)

o		a		i		e	
[ɒ]	[eɒ]	[æ]	[eɪ]	[ɪ]	[aɪ]	[e]	[i:]
not	no	fat	face	big	bike	pet	Pete
got	go	dad	take	sit	nice	friend	we
dog	hello	happy	cake	milk	like		team
hot	home	rabbit	make	Tim	Mike		see
Tom	Rose	Ann	Kate				

But: live [lɪv] жити

u		y		ey, ay		oy	
[ʌ]	[ju:]	[j]	[aɪ]	[eɪ]	[ɔɪ]		
jump	Ukraine	yes	my	they	toy		
run	computer	yellow	fly	grey	boy		
fun	you	yo-yo		day			
ugly	new			play			
under							

8

Pronounce the sounds

(Вимови звуки)

[e], [æ], [ɪ], [ɒ], [ʊ], [ʌ]
[i:], [ɑ:], [ɔ:], [u:], [ɜ:]

9

Match and pronounce

(Добери і вимови)

Letters:

a
o
i
e
u

Sounds:

[ʌ], [ju:]
[i:], [e]
[eɪ], [æ]
[aɪ], [ɪ]
[æʊ], [ɒ]


Lesson 2

1 Look and say

(Подивись і скажи)



The pencilbox
is on the shelf.



2 Ask and answer

(Запитай і дай відповідь)



A1: What colour is the ... ?

B1: It is

A2: Where is the ... ?

B2: It is on / in / under / near / the

3 Read after me

(Читай за мною)



th

[ð]	[θ]
this	three
that	thanks
mother	Smith
brother	birthday

ck

[k]
black
neck
Nick
Vicky

wh

[w]

white
what
where**ng**

[ŋ]

song
long
spring
morning**ow**

[əʊ]

show
snow

[aʊ]

clown
brown**er**

[ə]

sister
summer
paper
teacher

4

Pronounce

(Вимови)

[ð]

[ðɪs]

[ðæt]

['mʌðə]

['fɑ:ðə]

[lɒŋ]

[lɒŋ]

[sprɪŋ]

[sɒŋ]

[θ]

[θæŋks]

[θri:]

[smiθ]

[j]

[jes]

[ju:]

['jeləʊ]

[jɔ:]

[w]

['wɪntə]

[wɒt]

[waɪt]

[wi:]

5

Read and answer

(Прочитай і дай відповідь)

THE BROWNS
(Part I)

Meet the Browns.



They live in London.

This is
Mr Brown.And this is
Mrs Brown.

They live in flat number five.

- Where do the Browns live?
- What is the number of their flat?

Lesson 3

1 Point and say

(Вкажи і скажи)



a

The boy can ...



b



c



d



e



f

2 Talk with your friend

(Поговори з другом)

A: Can you ...?

B: Yes, I can. / No, I can't.

I can Can you ...?

A: Yes, I can. / No, I can't.

swim, run, draw, jump, sing, dance, fly, climb, swing,
read, see a ..., make a party, write a letter to your friend

3 Read after me

(Читай за мною)



ar, ar+e

[ɑ:]

are

park

party

garden

or, oo+r

[ɔ:]

door

short

horse

ir, er

[ɜ:]

bird

her

girl

ee

[i:]

see

green

meet

feet

oo
 [ʊ] [u:]
 book school
 look balloon

air
 [eə]
 hair
 fair
 chair
 their

ea
 [i:]
 tea
 read
 repeat
 please

ou
 [aʊ]
 mouse
 house
 about

4 Match and pronounce

(Добери і вимови)

school [ri:d]
 door [pɑ:k]
 book [haʊs]
 read [dɔ:]
 house [gɜ:l]
 girl [buk]
 park [sku:l]

5 Read and answer

(Прочитай і дай відповідь)

THE BROWNS
 (Part II)

This is Bill.
 He is eight.



Tom is Bill's
 brother.
 He is five.



This is Kate.
 She is Bill's sister.



Mr Brown
 is Bill's father.
 Mrs Brown
 is Bill's mother.



- How old is Bill?
- How old is his brother?



Lesson 4

1 Look and say

(Подивись і скажи)

This ... has got a pet.

It is a

... is

It has got

Use the words:

(Використовуй слова)

long, short, big,
small, beautiful,
ugly, fat, funny

a head,
a nose,
a neck, a tail,
a body, ears,
eyes, legs



a



b



c



d

2 Look and answer

(Подивись і дай відповіді)

- Where are the children?
- What seasons can you see?



a



b



c

3

Read and answer

(Прочитай і дай відповідь)

BILL'S FRIENDS

They are Nick and Vicky.

They are Bill's friends.

Nick and Vicky go to the same¹ school.They like to play together², too.

Their teacher is Miss Poppins.

Her name is Mary.

Mary lives next door to Bill's.

It is summer.

Bill and his friends are on summer holidays.



- What season is it?
- Why are the children happy?

¹same ['seɪm] — одна і та ж²together [tə'geðə] — разом

4

Read, copy and fill in

(Прочитай і перепиши, заповнюючи пропуски)

He is a teacher.

I ~~am~~ a boy.They ~~are~~ birds.You ~~are~~ a girl.

am

are

is

She ~~is~~ my mother.We ~~are~~ boys.It ~~is~~ a dog.You ~~are~~ girls.

Well done! Now you can start
your new book with Unit 1.
Good luck!

UNIT 1
IN THE GREENWOODS SUMMER CAMP
Lesson 1. He is from England

1

Look, listen and repeat



Mr Blake: Good morning,
I am Mr Blake. What
is your name?

Bill: I am Bill Brown.

Mr Blake: Bill Brown ...
Oh, yes. Are you from
England?

Bill: Yes, I am.



Mr Blake: Bill, meet Alice.
She is from France.

Bill: Nice to meet you,
Alice.

Alice: Nice to meet you.



Mr Blake: And this is
Taras. He is from
Ukraine.

Bill: Hello, Taras!

Taras: Hi!



Mr Blake: Well, Bill, Alice,
Taras... Welcome to
*Greenwoods Summer
Camp!*

2

Listen and read

[æ] bag, dad, Alice, Ann, Hans, can, camp

[i:] meet, green, Greece, please

[ɪ] in, it, Italy, England

[ɑ:] park, garden, France

[eɪ] take, Kate, name, Spain, Ukraine

[ɜ:] girl, bird, birthday, her, Germany

1) Meet Bill.
He is from England ['ɪŋɡlənd].

2) Meet Paula ['pɔ:lə].
She is from Italy ['ɪtəli].

3) This is Hans.
He is from Germany ['dʒɜ:məni].

4) That is Alice.
She is from France [frɑ:ns].

5) Meet Kosta.
He is from Greece [gri:s].

6) Meet Taras.
He is from Ukraine [ju:'kreɪn].

7) Meet Stella.
She is from Spain [speɪn].

3

Act out the scene

(Розіграй сценку)



Lesson 2. Where are you from?

1

Look, listen and repeat



Mr Blake: What's your name?

Kosta: My name is Kosta.

Mr Blake: Can you spell it, please?

Kosta: Yes, I can. K-o-s-t-a.

Mr Blake: Oh, thank you... Where are you from, Kosta?

Kosta: I am from Greece.

2

Ask and answer

A: Where are you from?

France.

Greece.

Ukraine.

England.

Italy.

Germany.

B: I am from



3

Spell the names

(Вимов імена по літерах)

Alice, Paula, Bill, Mary, Hans, Stella, Taras

4

Talk with your friend



A: Can you spell
your name, please?

B: Yes, I can: ...



PLAYTIME

- What's your name?
- I am Mother Goose.
- Where are you from?
- I am from England.
- What is this?
- It is my magic Goose.
- What have you got?
- I've got a book.
- A book? Read it,
please.
- OK. Let's read
Mother Goose Rhymes.



5

Mother Goose rhymes



Lesson 3. You can play here

1

Look, listen and repeat



Mr Blake: Look, children.
This is Greenwoods
Summer Camp.



This is the room for boys.



And this is the
room for girls.



This is a café.
You can eat here.



This is a swimming pool.



That is a sports-ground.



Oh, and that is a party hall.
You can meet, play, sing and dance there.

2

Listen and read

[i:] **tea, teacher, eat, seat**

[iə] **clear, near, hear**

[eə] **chair, their, there**

here [hiə] This is a café. You can eat here.

This is a playground. You can play here.


there [ðeə]. That is a sports-ground. You can jump and run there. That is a swimming pool. You can swim there.

3

Remember

This is a room. → You can sleep **here**.

That is a party hall. → You can dance **there**.



4

Read and complete the sentences

(Прочитай і заповни пропуски в реченнях)

This is a swimming pool. You can

... is a sport ground. You can ... here .

That is a party hall. You can

... is a café. You can ... there .

Lesson 4. Can you play games?

1

Look, listen and repeat



Clown: Hello, kids! I am a clown. My name is Bobo!

Children: Hello, Bobo! Where are you from?

Clown: I am from *Greenwoods Summer Camp*.



Children: Can you play games?

Clown: Yes, I can. I like to play games. I like to sing and dance. I like to run and jump. Come on, kids. Let's have fun!

2 Ask and answer



A: Can you ... ?

B: Yes, I can. / No, I can't.



swim, run, climb, fly, jump, dance, read, sing,
write, play games, spell the word, draw pictures

3 Talk with your friend



A: I like to

B: Let's



4 Act out the scene



PLAYTIME

5 Mother Goose rhyme

Blind man,
blind man,
Sure you can't see?



Turn round three times,
And try to catch me!



Lesson 5. How are you?

1

Look, listen and repeat

Bill: 75878. Is it you, Mum?

Mother: Oh, Bill! Yes, dear. It's your mum. How are you?

Bill: I am fine. Thanks.

Mother: Do you like the camp?

Bill: Yes, I do. I like it very much. How are Kate and Tom?

Mother: They are OK. They are at Granny's.

Bill: Say hello to Nick and Vicky.

Mother: Yes, sure.

Bill: Bye, mum.

Mother: Goodbye, dear.



2

Listen and read

[ʃ] she, shelf, show, short, sure

3

Read and complete

- How is Kate? — ... is fine.
- How are Jane and Nick? — ... are fine.
- How is Dad? — fine.
- How ... Tom? — fine.
- How ... Granny and Granddad? — fine.

4

Ask and answer



A: Do you like ...?

B: Yes, I do. / No, I don't.



the swimming pool, the camp, the café,
the room for girls, our school, our party hall,
our sports-ground, your house / flat, our classroom

5

Talk with your friend



A: How is / are ...?

B: He is / She is / They are fine.



A: Say hello to

B: Yes, sure.

6

Act out the scene



Lesson 6. Do you play sports?

1

Listen and repeat



cricket ['krikɪt]



tennis ['tenɪs]



table-tennis



football ['fʊtbɔ:l]



volley-ball ['vɒlibɔ:l]



basket-ball ['bɑ:skɪtbɔ:l]



team [ti:m]



golf [gɒlf]

2

Look, listen and repeat



Bill: Hello, Taras!

Taras: Hi, Bill! Nice to see you.

Bill: Do you play sports?

Taras: Yes, I do.

Bill: Do you play cricket?

Taras: No, I don't. We don't play cricket in Ukraine.

Bill: What is your favourite sport?

Taras: I like to play football.



Taras: Look, Bill. The boys are on the sports-ground.
Let's go out and play a team game!

3

Listen and read

[k] cat, cold, can, cricket, clown

[tʃ] chair, watch, teacher, chess

team [ti:m] Football, volleyball and basketball are team games. I like to play team games. This is my favourite football team.

4 Ask and answer



A: Do you play ... ?
B: Yes, I do. / No, I don't. I play ...



5 Talk with your friend



A: What is your favourite sport?
B: I like to play ...
A: Do you play ...?
B: Yes, I do. / No, I don't.



6 Act out the scene



7  Mime rhyme

PLAYTIME

Let's play sports.
Let's have fun!
We can jump,
We can run.

We like football,
We can swim.
Let's play team games.
Let us win!



Lesson 7. I don't like painting. I like reading.

1

Listen and repeat



cartoon [kɑ:'tu:n]



chess [tʃes]



music ['mju:zɪk]



ride a bike

[,raɪd ə 'baɪk]



fly a kite

[flaɪ ə 'kaɪt]



paint [peɪnt]



Stella: Hey, girls! Let's go out and play team games.

Alice: I don't like playing team games.

I like watching cartoons.

Paula: OK. Let's watch a cartoon.

Then we can play a game.

2

**Listen and read**

[ŋ] spring, playing, painting, flying, reading, watching,
listening

[u:] school, cartoon, balloon

[ju:] music, computer

3

**Look, listen and read**

I don't like watching cartoons.
I like flying kites.

I don't like playing
team games.
I like reading.



I don't like painting.
I like riding bikes.

I don't like playing
chess. I like
playing football.



I don't like reading.
I like listening to music.

4

Talk with your friend

A: I don't like I like

B: OK. Let's Then we can



Lesson 8. What is your hobby?

1

Look, listen and repeat



Mr Blake: Hans, what is your hobby?

Hans: A hobby?

Mr Blake: Yes, it is. 'A hobby' is what you like doing.

Hans: Well, I like reading.

Mr Blake: What is your hobby, Bill?

Bill: I like riding bikes and playing cricket.

Mr Blake: What is your hobby, Alice?

Alice: I like painting pictures.

2

Ask and answer



A: What is your hobby?

B: I like ...



3

Listen and read

- [ɒ] not, dog, got, hobby
 [ɔ:] door, short, sport, four
 [eɪ] Spain, Ukraine, table, favourite
 [e] pet, pencil, seven, friend,
 pen friend
 [u:] cartoon, balloon, soon



4

Read the letter

Hello!

My name is Toto. I am ten. I am from Italy.

I like music and reading.

My favourite sport is chess.

What is your name? How old are you?

What is your hobby? What is your favourite sport?

Write to me soon.

Bye.

Your pen friend,

Toto.



5

Answer Toto's questions

(Дай відповіді на запитання Тото)

6

Agree or disagree

(Вислови згоду або незгоду)

1. His name is Toto.
2. He is nine.
3. He is from Italy.
4. His hobby is painting.
5. His favourite sport is tennis.

You: Yes, it is.

Lesson 9. Who is your pen friend?

1 Read and tell about these kids

(Прочитай і розкажи про цих дітей)

*I've got a pen friend. His name is Bill.
He is eight. He is from England. His hobby
is riding bikes. His favourite sport is cricket.
His phone number is 75878.*



name Bill
Brown
age eight
country England
hobby riding bikes
favourite sport cricket
phone number 75878



name Hans
Shultz
age nine
country Germany
hobby reading
favourite sport volleyball
phone number 86304



name Taras
Petrenko
age seven
country Ukraine
hobby playing
computer games
favourite sport football
phone number 23519



name Paula
Tortolini
age seven
country Italy
hobby painting
favourite sport basketball
phone number 42691



2 Write a letter to your pen friend

(Напиши листа своєму другу по листуванню)

3 Write out the true statements

(Випиши правильні твердження)

This is a café. You can jump here.
This is a swimming pool. You can swim here.
That is a party hall. You can play football there.
That is a sports-ground. You can eat there.
This is a party hall. You can dance here.
That is a swimming-pool. You can fly kites there.
This is a sports-ground. You can ride a bike here.



Lesson 10. REVISION

1 Answer Bobo's questions

You are in Greenwoods Summer Camp.

- What is your name? Can you spell it, please?
- How old are you?
- Where are you from?
- Do you like playing games?
- What don't you like ?
- What is your favourite sport?
- What is your hobby?
- What is your phone number?
- Do you like *Greenwoods Camp*?
- Have you got a pen friend?
- Can you write a letter to your pen friend in English?



2 Act out the scene



Work in a group of 7. You are from Italy (Spain, Greece, England, Ukraine, Germany, France). You are in the camp. Introduce yourselves to each other.
(Представтеся один одному.)

3 You've got a guest in the camp. Show him the place

(До Вас завітав гість. Покажіть йому табір.)

This / That is ... We can ... here / there.

4 Tell your class about your pen friend

I've got a pen friend. His name is He is

He is from His hobby is His favourite sport is

UNIT 2
AT GRANDPARENTS'

Lesson 1. Meet your cousins

1

Look, listen and repeat

Granny:

Oh, hello,
sweet hearts!

Grandpa:

How are you?

Kate: We are

fine, grandpa. Thank you.



Grandpa: Come
into the house.



Granny: Tom, meet
your cousins.

Peter: I am Tim.

Eddie: I am Eddie.

Tom: Hello, Tim. Hello,
Eddie. I am Tom.

2

Listen and read

[ʌ] run, ugly, under, uncle, husband, cousin, mother, son

[ɑ:] are, park, garden, France, father, aunt, heart

[ɔ:] short, sport, four, daughter

[æ] rabbit, family, dad, granddad, grandparents

who [hu:] Who is this? Who is that boy?

Who lives in this house?

3

Look, listen and read

FAMILY TREE



Father and mother are parents. Granfather and grandmother are grandparents. Kate's grandparents have got two daughters: Kate's mother and her sister Polly. Polly is Kate's aunt. She is Bill's and Tom's aunt, too. Mike is Polly's husband. He is Kate's uncle. Mike is Bill's and Tom's uncle, too. Uncle Mike and aunt Polly have got two sons Tim and Eddie. They are Kate's cousins. They are Bill and Tom's cousins, too.

4

Answer the questions

- Who is Tom?
- Who is aunt Polly?
- Who is Eddie?
- Who is Kate's mother?
- Who is uncle Mike?
- Who is Bill?

*Example: — Who is Tim?
— Tim is grandma's grandson. He is aunt Polly's son. Tim is Eddie's brother. Tim is Kate's cousin.*

Lesson 2. Where is Bill?

1

Look, listen and repeat



Tim: Hello, Kate. Where is Bill?

Kate: He's at *Greenwoods Summer Camp*.

Tim: Where is it?

Kate: It is in Germany.



Toby: Bow-wow!

Kate: Oh, Tim, who is it ?

Tim: It is Toby, our dog.

Stop it, Toby! This is
Kate. She is our cousin.



Kate: Hello, Toby.

2

Listen and read

village ['vɪlɪdʒ] in a village, to live in a village.

Grandpa and grandma live in a village.

[eə] chair, hair, there, where

Where is Bill? He is at the camp.

Where is mum? She is at home.

Where is Kate? She is in the village.

3

Look, read and answer



London, England



the camp, Germany



the village, England

- 1) Where is Bill?
- 2) Where are Kate and Tom?
- 3) Where is Nick?
- 4) Where are Alice and Taras?
- 5) Where is Vicky?
- 6) Where is grandma?

4

Draw your family tree

Lesson 3. Have you got a bike?

1 Look, listen and repeat



robot
[ˈrəʊbɒt]



drum
[drʌm]



car
[kɑ:]



plane
[pleɪn]



Eddie: Come in, Tommy.
Tom: Where is your toy-box?

Eddie: It's under the bed. Look at my car. Do you like it?



Tom: Yes, I do. Have you got a plane?

Eddie: No, I haven't. But Peter has. Look, his plane is on the shelf.



Tom: Have you got a bike?

Eddie: Yes, of course.

Tom: Come on. Let's ride a bike!

2 Listen and read

- [ɑ:] dark, park, car
[eɪ] table, favourite, game, plane
[ɒ] hot, got, robot
[ʌ] mum, fun, uncle, drum

3 Ask and answer



A: What is your favourite toy?

B: It is ...

A: Have you got a ... ?

B: Yes, I have. / No, I haven't.



4 Act out the scene



5 Rhyme

PLAYTIME

Here's my grandpa, grandma, dad and mother.
Here's my sister and my little brother.
My doll and a bike,
My favourite shoes,
A very best friend I luckily choose...
My favourite flowers,
My pet that is small...
With all my kid's heart
I can love them all!



Lesson 4. It is on the left

1

Look, listen and repeat



kitchen ['kɪtʃɪn]



bathroom ['bɑ:θru:m]



living-room ['lɪvɪŋru:m]



bedroom ['bedru:m]



Grandma: That is the bedroom for boys.

This is your room, Kate.

Kate: Thank you, Granny. Oh... where is the kitchen?



Grandma: It is on the left. The bathroom is on the right.



Kate: Oh, you've got a new TV in the living-room!
Grandma: Yes, it is new. The boys like watching cartoons on TV.

2 Listen and read

- [θ] three, thank you, bathroom
- [tʃ] chair, teacher, kitchen
- [ju:] you, music, computer, new

new [nju:] new music, a new computer, a new toy, a new game, a new house. This computer is new. I like listening to new music.

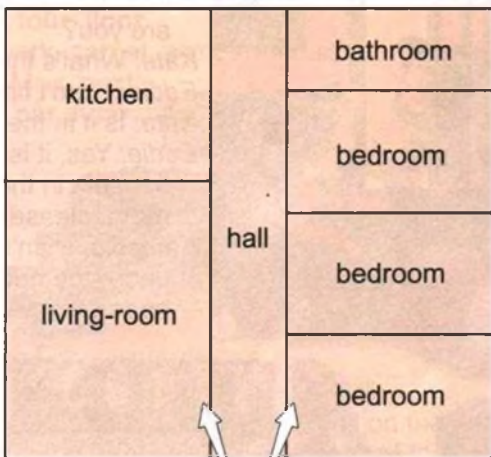
house [haʊs] a new house, a big house, in a village house. I live in this house.

3

Look, listen and read

THE HOUSE IN THE VILLAGE

Look at the plan of the village house. It has got three bedrooms, a living-room, a kitchen and a bathroom. A kitchen and a living-room are on the left. A bathroom and three bedrooms are on the right.



on the left on the right

4

Ask and answer



A: Look at the plan. Where is / are the ...?

B: It's / They are on the left / right.



bedroom, bathroom,
living-room, kitchen

Lesson 5. Look under the sofa!

1

Look, listen and repeat



sofa ['səʊfə]



armchair ['ɑ:mtʃeə]



floor [flɔ:]



carpet ['kɑ:pɪt]



Eddie: Toby, Toby! Where are you?

Kate: What's the matter?

Eddie: I can't find Toby.

Kate: Is it in the house?

Eddie: Yes, it is. Look under the sofa in the living-room, please.

Kate: No, it isn't here. Is it under the bed in the bedroom?



Eddie:
No, it isn't there.



Kate: Look! It is under the table in the kitchen!
Eddie: Oh, Toby...!

2 Point and name

arm + chair = armchair



bed + room = bedroom



bath + room = bathroom



3 Look, listen and read

[ɔ:] door, four, floor

[ɑ:] car, park, carpet, arm, armchair

[ks] box, Max, next

[ɪə] here, ear, near



1. Where is the sofa? It is **near** the wall.
2. Where is the TV? It is **near** the wall on the left.
3. Where is the armchair? It is **in front of** the TV.
4. Where is the bed? It is **near** the window.
5. Where is the picture? It is on the wall **next to** the window.
6. Where is the bookshelf? It is **next to** the picture.
7. Where is the carpet? It is **on** the floor.
8. Where is the table? It is **in front of** the window.
9. Where is Toby? It is **under** the table.

4 Act out the scene

Lesson 6. Look. This is my room

1 Read and draw

This is a living-room. It is light and clean. The sofa is near the wall on the left. The TV is near the wall on the right. You can sit on the sofa and watch TV there. The armchair is next to the sofa. The lamp is near the armchair. You can sit and read a book there. The table is in front of the window. Six chairs are near the table. Children like sitting and playing table games there.

2 Ask and answer about Kate's room

bed
bookshelf
table
chair
lamp
flower
carpet
window
floor
wall



above, in front of, next to, under, on, near

A1: Where is the ... ?

B1: It is ... the

A2: What can Kate do there?

B2: She can ... there.

3 Draw your room and tell about it

Look at my room. It has got
The ... is I can ... there.

4 Talk with your friend

A: Where is ... in your room?

B: It is ... the

A: Can you ... there?

B: Yes, I can. / No, I can't. I can ... there.

Lesson 7. These are rabbits. Those are pigs

1

Look, listen and repeat



hen [hen]
chicks [tʃɪks]



duck [dʌk]



goat [gəʊt]



pig [pɪg]



cow [kaʊ]




farm [fɑ:m]
farmer ['fɑ:mə]



goose [gu:s]



geese [gi:s]



a

Tom: Grandpa, what is that?

Grandpa: That's a cow.

Tom: And this?

Grandpa: It is a goat.



Grandpa: Look, these are rabbits.

Tom: What are those animals?

Grandpa: Those are horses.



Grandpa: Tommy, look. This is our favourite hen Reddie.
Can you count the eggs under it?

Tom: One, two, three, four, five, six, seven, eight, nine,
ten... I am sorry, grandpa, I can't.

Grandpa: OK. Let's count together. One, two...

2 Look, listen and read

[aʊ] house, count, brown, cow

[ɔ:] short, sport, horse

[ɑ:] park, garden, farm, farmer

ON GRANDPA'S FARM

Tom's grandpa is a farmer. He has a farm. Look.



These are his horses. They are black and brown.

Those are his pigs. They are pink.

These are rabbits. They are white and grey.



These are hens and chicks.

Hens are red and white. Chicks are yellow.

These are cows. They are brown and white.

Those are ducks. They are white.

3



Counting rhyme

PLAYTIME

Look at the eggs

And count with me:

1 egg, 2 eggs and now 3,
4 eggs, 5 eggs, 6 eggs, 7,
8 eggs, 9 eggs, 10, 11,
12, 13, 14, 15.

Then 16 and 17.

Now we've got 18, 19,
20 eggs in one yellow bin!



Lesson 8. I can see twelve brown horses

1

Listen and repeat

11

eleven
[i'levn]

12

twelve
[twelv]

13

thirteen
[,θɜ:'ti:n]

14

fourteen
[,fɔ:'ti:n]

15

fifteen
[,fɪf'ti:n]

16

sixteen
[,sɪks'ti:n]

17

seventeen
[,sevn'ti:n]

18

eighteen
[,eɪ'ti:n]

19

nineteen
[,naɪn'ti:n]

20

twenty
['twenti]

2

Count and say what you can see. What colour are they?

This is a farm. I can see twelve brown horses.



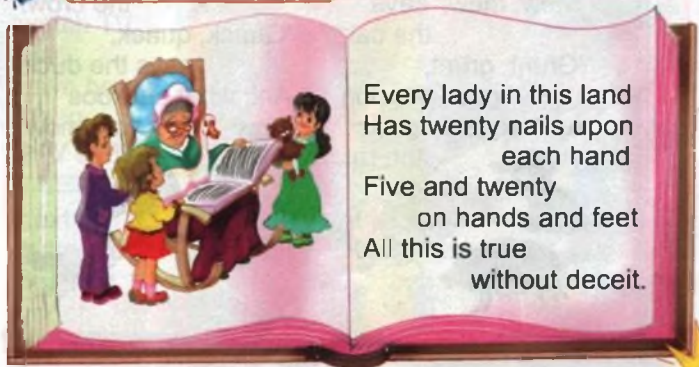


3 Listen and read

- [i:] we, she, green, meet, geese, thirteen, fourteen, fifteen, sixteen, seventeen, eighteen, nineteen
- [e] ten, hen, twenty, seven, eleven, twelve

4 Mother Goose rhyme

PLAYTIME



Every lady in this land
Has twenty nails upon
each hand
Five and twenty
on hands and feet
All this is true
without deceit.

Lesson 9. I like to watch the animals

1

Listen and read

- [æ] rabbit, fat, animal
[ɔ] watch, hop, cock, copy
[ɔ:] walk, talk
[aɪ] nine, fly, climb
[ɔɪ] toy, boy, noise

climb [klaɪm] Can you climb a tree? Boys like climbing and running.

noise [nɔɪz] Birds make noises. What's that noise?
Don't make so much noise.

2

Read

ANIMALS

I like animals. They walk, they climb, they fly, they hop, they run. They make noises. I like to watch and listen to them. I can copy them. Look! I am a cock. I can walk like a cock and say "cock-a-doodle-doo!"

3

Mother Goose rhyme

PLAYTIME

'Bow-wow,' says
the dog,
'Mew, mew,' says
the cat,
'Grunt, grunt,'
goes the hog,
And 'squeak' goes
the rat.



'Tu-whu,' says the owl,
'Caw, caw,' says
the crow,
'Quack, quack,'
says the duck,
And what cuckoos
say you know.



Lesson 10. REVISION

1 Tell about your house / flat

(Розкажи про будинок або квартири, де ти живеш)



2 Make a room for your doll. Then talk with your friend



A: Where can your doll ... ?

B: It can

A: Where is it?

B: It is



sit and...
read a book,
watch TV,
eat,
have books,
sleep,
play games

next to,
in front of,
near, on,
under,
above, in



3

Act out the scene




4

Read

GOODBYE, SUMMER HOLIDAYS!

Kate and Tom like living in a village. They like Grandpa's farm. They like the house. They like to watch the cows, pigs, geese, hens and ducks. The children like playing games and watching cartoons on the new TV in the living-room.

Kate and Tom are sad today. They say goodbye to their grandpa and grandma. They say goodbye to their aunt and uncle. They say goodbye to their cousins. Goodbye, summer holidays!



UNIT 3
WELCOME BACK TO SCHOOL!
Lesson 1. Look at the timetable!

1 Look, listen and repeat



Bill: Hi, Peter!
Peter: Hello,
Bill. How
are you?
Bill: I'm fine,
thanks.



Miss Poppins: Good
morning, children!
Welcome back to
school!
Children: Good
morning, Miss
Poppins. Nice to
see you again.



Miss Poppins:
Thank you.
Well, look
at your new
timetable.

2 Listen and read

Sunday ['sʌndɪ] неділя	Monday ['mʌndɪ] понеділок	Tuesday ['tju:zdi] вівторок
Saturday ['sætədi] субота	Friday ['fraɪdi] п'ятниця	Wednesday ['wenzdi] серєда
	Thursday ['θɜ:zdi] четвер	

[ɑ:] farm, party, car, Art

[æ] fat, rabbit, Maths

[ju:] new, Music, computer, Tuesday

[ɜ:] bird, thirteen, birthday, Thursday

Wednesday ['wenzdi] on Wednesday. The children go to school on Wednesdays. They have got English on Wednesdays.

BILL'S TIMETABLE

Sunday, Monday, Tuesday, Wednesday, Thursday, Friday and Saturday are seven days of the week. Bill and his friends go to school five days a week. They have got Maths, English, Sport, Reading, Art and Music at school. This is their timetable:

	Monday	Tuesday	Wednesday	Thursday	Friday
1	Maths	English	English	Maths	Maths
2	English	Reading	Maths	English	Reading
3	Art	Sport	Music	Sport	Music

3 Look at the timetable

Say when the children go and don't go to school

4 Read and complete

On Monday they have got Maths, English and Art.

On Tuesday they have got ..., ... and

On Wednesday they, ... and

On Thursday, ... and

On, ... and

5 Tell about your timetable

On Monday we have got ...



Lesson 2. What day is it today?

1

Look, listen and repeat



Nick: What day is it today?

Bill: It's Tuesday.

Nick: Oh, good. It's sport on Tuesday. I like Sport. And which lesson do you like?

Bill: I like counting and doing sums. Maths is my favourite lesson.

2

Listen and read

[i:] teacher, reading, season, clean, please

[æ] bag, blackboard, Maths, Saturday

[ʌ] summer, colour, Sunday, Monday, sum

do sums We do sums at Maths lessons.

I like doing sums. I like to count and do sums.

3

Ask and answer



A: What day is it today?

B: It is



4

Talk with your friend



A: Which lesson do you like?

B: I like

... is my favourite lesson.



- 5 Look at the timetable on page 52. Then ask and answer



A1: When is Sport?

B1: It is on Tuesday and Thursday.

A2: When is ... ?

B2: It is on ...



- 6 Act out the scene



7

Song

PLAYTIME

Miss Poppins is a teacher.
She teaches all day long.
She speaks and asks,
And gives the tasks.
And then she sings
her song:

'I am a super teacher.
I teach kids all day long.
I speak and ask,
And give the task
To sing with me
this song':

'Miss Poppins
is a teacher ...' etc.



Lesson 3. She likes music

1

Listen and read

VICKY'S FAVOURITE LESSON

Vicky is a schoolgirl. She goes to school five days a week. She likes music and singing. Music is her favourite lesson. Her favourite days are Wednesday and Friday. She has got Music lessons on these days.

2

Look at the table. Then ask and answer

	Bill	Nick	Peter	Jane	Vicky
Mon	✓	✗	✓	✓	✗
Tue	✗	✓	✗	✓	✗
Wnd	✓	✗	✗	✓	✓
Thu	✓	✓	✗	✓	✗
Fri	✓	✗	✗	✗	✓

A: Which day(s) does

Bill	Jane
Peter	Vicky
Nick	

 like?

B: Bill's likes... It is / They are his favourite day / days.

3

Guess

(Відгадай)

Look at the timetable on page 52 and at the table above.

Which lessons does

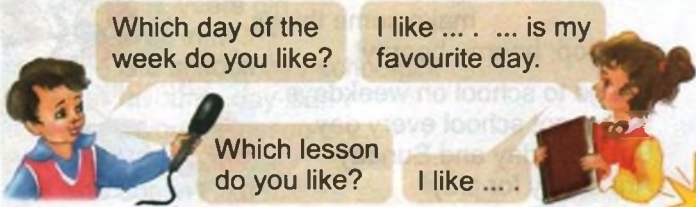
Bill	Nick
Peter	Jane

 like?

4

Interview your classmate and tell about him / her in class

(Візьми інтерв'ю в однокласника і розкажи про нього/неї в класі)





This is ...

... is (are) his (her) favourite day / days.

He / She likes ...

He / She has got ... on this day / these days.

5

Song

PLAYTIME

What day is it? It's Monday.
It is a happy day —
We've got some Maths
and do some Sport.
Hip-hop, hooray-hooray!

What day is it? It's Tuesday.
It is a happy day —
We've got the English lesson.
Hip-hop, hooray-hooray!

What day is it? It's Wednesday.
It is a happy day —
We've got some Art and Music.
Hip-hop, hooray-hooray!

What day is it? It's Thursday.
It is a happy day —
We write and read, then jump and say:
Hip-hop, hooray-hooray!

What day is it? It's Friday.
It is a happy day —
We do some work and
make some things.
Hip-hop, hooray-hooray!

We go to school on weekdays.
We've got school every day.
But Saturday and Sunday
Are surely for play!

Monday

$2+2=$



Tuesday



Wednesday



Thursday



Friday



Saturday



Sunday



Lesson 4. He doesn't like painting

1 Read and say



a

I don't like Art.
I don't like painting.

Example:

Nick doesn't like Art.
He doesn't like painting.



b

I don't like Sport. I don't like running and jumping.

Vicky doesn't ...



c

I don't like Maths. I don't like counting and doing sums.

Peter ...



d

I don't like Music.
I don't like singing.

Jane ...

2 Talk with your friend

A: I don't ...



B: He / She
... doesn't ...



C: Do you like ...?

3 Tell about your friend

My friend's name is

He / She is ... years old.

He / She lives in

He / She is a schoolboy / schoolgirl.

His / Her favourite day is

His / Her favourite lesson is


He / She likes

He / She doesn't like

4 Read and match

(Прочитай і добери)

- 1) read texts, learn poems
- 2) count, do sums
- 3) jump, run, play sport
- 4) sing songs, play music
- 5) draw, paint
- 6) speak, read and write English



5 Look at the pictures in exercise 4. Then ask and answer

A1: Picture 1. Which lesson is it?

B1: It is

A2: What do you do at this lesson?

B2: We ...



Lesson 5. I've got a letter from my pen friend!

1

Look, listen and repeat



Bill: Hooray! I've got a letter!

Kate: A letter? Where is it from?

Bill: It's from Ukraine. It's from Taras.

Kate: Taras? Who is he?

Bill: He is my pen friend. He lives in Ukraine.

Dear Bill,
How are you? How are your family?
I am fine. I go to school now. My favourite days are Tuesday and Friday. We have got English on these days. English is my favourite lesson. We speak, read and write English. We like singing English songs and playing games. Which lesson do you like?
Bye,
Taras.



Bill Brown
9 Trafalgar St.
London SW 74 NA
England

2 Read Taras's letter and write out the true sentences

(Прочитай Тарасового листа і випиши речення, що відповідають його змісту)

- 1) Taras lives in England.
- 2) Taras is Bill's pen friend.
- 3) He goes to school.
- 4) His favourite days are Tuesday and Wednesday.
- 5) His favourite lesson is English.
- 6) He doesn't like playing games.
- 7) They do sums at English lessons.
- 8) Taras likes singing English songs.



3 Act out the scene



- 1) Imagine (уяви) Bill is your pen friend. You've got a letter from him.
- 2) You are asking about the letter and Bill.

Lesson 6. School starts at nine o'clock

1



Listen and repeat



Tick-tock, tick-tock.
It's nine o'clock. School starts at nine o'clock.



It's ten o'clock.



It's eleven o'clock.



It's twelve o'clock.



Tick-tock, tick-tock.
It's one o'clock. School is over at one o'clock!

2



Look, listen and read



Nick wakes up
at 7 o'clock.



He washes his face
and cleans his teeth.



Then he dresses.



He has his breakfast at 8 o'clock.



Then Nick goes to school.



School starts at 9 o'clock.

3



Listen and read

[i:] clean, teeth

Nick cleans his teeth in the bathroom.

wake up ['weɪk 'ʌp]

— When does she wake up?

— She wakes up at 7 o'clock in the morning.

wash [wɒʃ] I wash my face and my hands in the morning. I wash in the bathroom.

dress [dres] I wash and dress. I dress and go to school.

breakfast ['brekfəst] I have my breakfast at school. He has his breakfast at home. He eats an egg and drinks a cup of tea at his breakfast. He likes to have a cake for his breakfast, too.

4

Tell what you do in the morning

I wake up at ... o'clock. Then I ...



Lesson 7. I must go

1

Look, listen and repeat



Kate: What day is it today?

Bill: It's Tuesday.

Kate: What time is it?

Bill: It's four o'clock.

Kate: Oh, I must go to my chess club today. It starts at five o'clock.



Tom: And what about reading a new book?

Kate: Sorry, I can't. I must do my homework in the evening. Ask Bill.

2

Ask and answer



A1: What day is it today?

B1: It is

A2: What time is it?

B2: It is



3

Listen and read

[ɑ:] farm, father, art, after

[ʌ] up, cup, club, must, lunch

have lunch [ˌhæv 'lʌntʃ] I have lunch at 1 o'clock. She has lunch at 12 o'clock.

do one's homework ['du: 'wʌnz 'həʊmwɜ:k] I do my homework after school.

club [klʌb] a volleyball club, a football club, a tennis club, a chess club

after ['ɑ:ftə]

- What do you do after school?
- After school I go to my football club.
After football I do my homework.

go to bed

- When do you go to bed?
- I go to bed at nine o'clock in the evening.

help On Saturdays she helps her mum about the house.
She likes to help her mum.

must [mʌst] Children must go to school. You must do your homework after school. You must help your dad on Saturdays.

4 Look and answer

What must Bill do ...



... at eight o'clock?



... at three o'clock?



... at five o'clock on Fridays?



... at seven o'clock today?



... at ten o'clock in the evening?

Lesson 8. What about playing today?

1 Look, listen and repeat

Nick: Hello Vicky!

Vicky: Hi, Nick.

Nick: What about playing tennis today?

Vicky: Sorry, Nick. I must help my mum about the house today. Bye!

Nick: Bye-bye.



2 Ask and answer

A: When do you

wake up?
wash your face?
dress?
eat breakfast?
go to school?
have lunch?
do your homework?
go to bed?



B: I wake up at ...



3 Write down your answers to the questions above

(Напиши відповіді на запитання попередньої вправи)

4

Listen and read

could [kʊd] Could you show me your doll, please?

Could you help me with these sums, please?

may [meɪ] May I go out? May I come in?

can [kæn] Can you write a letter to your pen friend?

Can you read English texts?

must She must do her homework. You must help her.

You must help your friends.

5

Act out the scene of lessons 7-8



7

Song

PLAYTIME

This is the time I wake up and get up,
Wake up and get up, wake up and get up.
This is the time I wake up and get up,
At 7 o'clock in the morning.

(This is the time I go to school ... at 8 o'clock in the morning)

(This is the time I play with my friends ... at 3 o'clock afternoon)

(This is the time I do my homework ... at 5 o'clock afternoon)

(This is the time I help my mum ... at 7 o'clock in the evening)

(This is the time I go to bed ... at 9 o'clock in the evening)

Lesson 9. May I come in?

1

Look, listen and repeat



Peter: I am sorry. I am late.
May I come in?
Miss Poppins: Yes, you may.



Vicky: May I ask you?
Miss Poppins: Yes, sure.



Bill: Could you give me your pen, please?
Jane: Sorry, I need it.



Peter: Can I sit here?
Nick: Yes, sure.



Peter: Can I help you?
Vicky: No, thanks.

2 Talk with your friend

- a) Can
A: Could | I have your ..., please?
May
Yes, sure.
B: Yes, please
Yes, you may. / Sorry, I need it.

- b) A: Can you play ... with me?
B: Yes, of course. / Sorry, I must help my mum.

3 Write four 'must' sentences

I must ...
Nick must ...
You must ...
They must ...

4 Say three 'can' sentences

She can ...
We can ...
I can ...

5 Ask two 'may' questions

May I ... ?
... ..?

6 Act out the scene



Lesson 10. REVISION

1 Read Bill's letter

Dear Taras,
Thank you for your letter.
My family are fine. Kate goes to school. I go to school, too.
My favourite days are Monday, Wednesday, Thursday and Friday. I have got Maths on these days. Maths is my favourite lesson.
On school days I wake up at seven. I go to school at eight. School starts at nine o'clock.
I've got many friends at school. They are boys and girls. We like playing games and having fun.
Say hello to your family.
Yours,
Bill.

Taras Petrenko
Flat 3
12 Shevchenko St.
Kyiv 02091
Ukraine



2 Tell what you do at this time



1. It is 7 o'clock. I get up at 7 o'clock in the morning.

3 Tell what your friend does at that time (see exercise 2)

4 Complete

Can I have your ...? — Yes,

May I ... ? — No,

Could you ... ? — Sorry, I

5 Act out the scene



Example:

— *It is a nice day today. May I go out to ride a bike?*

— *Sorry, you can't. It's four o'clock. You must do your homework.*

6 Mother Goose rhyme

PLAYTIME

Good night,
Sleep tight,



Wake up bright
In the morning light.



Lesson 1. What's his job?

1

Look, listen and repeat



businessman
['biznɪsmæn]



doctor
['dɒktə]



singer
['sɪŋə]



waitress
['weɪtrɪs]



waiter
['weɪtə]



teacher
['ti:tʃə]



dancer
['dɑ:nsə]



secretary
['sekɹətɹɪ]



seller
['selə]



driver
['draɪvə]



Mary: Look at this man. Guess, what's his job?

Nick: Is he a doctor?

Mary: Yes, he is. Look at that lady. What's her job?

Vicky: Is she a teacher?

Mary: No, she isn't.

Jane: Is she a secretary?

Mary: Yes, she is.

2 Point and name



a) She is a dancer.



3 Look at the pictures above. Then ask and answer



A: What is his / her job?
B: He / She is a



4 Talk with your friend

A: What's your father's job?

B: He is a

A: What's your mother's job?

B: She is a

A: ...?

B: ...



5 Look, listen and read

a) [b] not, job, office

[e] desk, secretary

[i] business, businessman

[a] teacher, farmer, doctor, singer, dancer, driver, waiter, seller



man
[æ]

men
[e]



businessman
[æ]




businessmen
[e]

b)

This is Mr Jones.

①



He is a businessman.



②

He must wake up at 6 o'clock in the morning.



③

He has his breakfast at 7.



④

Mr Jones has got a driver. After breakfast he goes to his office ['ɒfɪs] by car.



⑤

He has got two secretaries in his office. They help him in business.



Mr Jones has his lunch in a café. Look, this is a waiter.



It is 4 o'clock now. Mr Jones is at his son's school.



Look, Mr Jones is not well...



That is a doctor. He can help.

Lesson 2. He is wearing a white coat

1

Listen and read



coat [kəʊt]



blouse [blaʊz]



skirt [skɜ:t]



shoes
[ʃu:z]



suit
[sju:t]



trousers
['traʊzəz]



shirt [ʃɜ:t]




dress [dres]

clothes
[klaʊðz]

This is a
businessman.
He is wearing
['weəriŋ]
a grey suit.



This is a dancer.
She is wearing a red dress.



This is a waiter.
He is wearing black trousers
and a white shirt.



This is a doctor.
He is wearing a white coat.

This is a secretary.
She is wearing a white blouse and a green skirt.



2 Listen and read

- [eə] bear, chair, where, wear
- [aʊ] count, house, blouse, trousers
- [ɜ:] bird, shirt, skirt
- [ju:] music, Tuesday, suit
- [u:] school, blue, shoes
- [ɪŋ] playing, swimming, wearing

clothes [kləʊðz] A dress, a shirt, a blouse are clothes.
Look at these clothes. I don't like these clothes.

This is Mr Brown.
He is Bill's father.
He is a seller.
Look at his clothes.
He is wearing a blue shirt.
His trousers are grey.
He is wearing black shoes on his feet.



3 Look, read and complete

This is Mrs Brown.
She is Bill's
She is a
She is wearing a
Her ... is brown.
She is wearing brown ... on her feet.



Lesson 3. Whose shirt is this?

1

Look, listen and say



Mary: This is your blouse for the school show, Jane. You are a secretary!



Jane: Whose suit is this?

Vicky: It's Tom's. He is a businessman. Look, this is my dress. I am a singer.

Jane: Wow! It's so beautiful!



Mary: You're a doctor, Bill!

Bill: Is this my white coat?

Mary: No, it isn't. This is Nick's shirt. He is a waiter.
Your white coat is on the shelf.



Nick: Whose trousers are these?
Peter: These are my trousers.



Peter: Look, I am a clown.
Jane: Oh, Peter. You're very funny!

2

Listen and read

[h] **who, whose**

who [hu:] Who is this? Who is that man? Who are you?
whose [hu:z] Whose car is this? Whose clothes are these? Whose house is that? Whose funny pants are those?

3

Ask and answer



A: Whose white blouse is this?
 Whose black trousers are these?

B: It is Jane's.
 They are Nick's.



4 Act out the scene



Imagine you are / your friend is a singer / doctor / ...

Say: I am a I'm wearing This is my

It is red / This is my friend

He / She is a He / She is wearing

This is his / her It is

5 Complete

Whose dress is this? It ... Vicky's.

... shoes are these? They ... Tom's.

... trousers? They ... Nick's.

... skirt? It ... Jane's.

... suit? Tom's.

... pants? They ... Peter's.

... coat? Bill's.

Lesson 4. What is he wearing?

1 Listen and repeat



a pair of skates
[peə]



ski
[ski:]



skate
[skeɪt]



put on
['pʊt 'ɒn]



2 Look, listen and say



Nick: Look, Bill! It's snowing today. Let's go out.

Bill: Do you like skiing?

Nick: Yes, I do. Oh, it's a good idea!



Mum: It's cold today!
Put your scarf
and mittens on.
Bill: Yes, Mum.



Mum: What are you
wearing on your feet?
Bill: Oops... Thank you,
Mum.

3 Look at Bill. Then ask and answer

A: What is he wearing on his



B: He is wearing ... on his ...

head?
body?
legs?
neck?
hands?
feet?



4 Listen and read

[æ] hat, cap, black, jacket, hands, pants
[e] dress, desk, secretary, sweater, head
[ʌ] colour, Monday, glove, under, umbrella
[ɑ:] park, garden, farm, arm, scarf
[u:] school, who, whose, boots
[eə] wear, bear, chair, hair, pair

Look. It is raining today. Mary Poppins is wearing her raincoat. She is wearing black shoes on her feet. A red scarf is on her neck. She is wearing a black hat on her head. Miss Poppins has got an umbrella in her right hand.



5 Write out only the true sentences

Look at the picture in exercise 4.

This is Bill's mother.

This is Mary Poppins.

She is wearing a red hat.

She is wearing a red scarf.

She is wearing her raincoat.

It is snowing today.

She has got an umbrella.

6 Act out the scene



7 Rhyme

PLAYTIME

SEASONS AND CLOTHES

Summer's here. Spring has gone.
Better put your short pants on!

Autumn's here. Summer's gone.
Better put your sweater on!

Winter's here. Autumn's gone.
Better put your warm coat on!

Spring is here. Winter's gone.
Better put your raincoat on!

Different seasons — different clothes
For mums and pas, for boys and girls!



Lesson 5. It's not yours. It's mine

1

Look, listen and say



Tom: Where are my mittens?

Kate: Here they are.

Tom: These aren't mine! These mittens are Bill's.

Bill: Look, Tom. Yours are on the chair.



Kate: Whose blouse is this?

Mother: It's mine. Look at the blouse on the sofa.

That's yours!

Kate: Thank you.

2 Listen, read and remember

my — **mine**
your — **yours**
his — **his**
her — **hers**
our — **ours**
their — **theirs**

This is my hat. ———→ It is **mine**.
This is your hat. ———→ It is **yours**.
This is his hat. ———→ It is **his**.
This is her hat. ———→ It is **hers**.
These are our hats. —→ They are **ours**.
These are their hats. → They are **theirs**.

3 Read and match

This is my dress.
These are their shirts.
These are your trousers.
This is her skirt.
These are our coats.
This is his suit.

They are theirs.
It is mine.
It's his.
They are ours.
It is hers.
They are yours.

4 Point and talk with your friend

A: It is / They are

yours.
hers.
his.
theirs.

B: No, it is not / they are not ...
It is / They are ...

5 Act out the scene



Lesson 6. I've got a very pretty doll

1

Look, listen and say



Vicky: What is your doll wearing?

Jane: It is wearing a red shirt and blue trousers.

Vicky: What is your doll's name?

Jane: Pat.


Vicky: Is your doll a boy or a girl?

Jane: It is Patrick, a boy. What about your doll?

Vicky: It is a girl. Its name is Barbie.

Jane: What is it wearing?

Vicky: It is wearing a long red dress and a pair of small red shoes.



2

Listen and read

a small blue cap, a long white dress, an old green coat, a pair of short grey trousers, a pair of new pink gloves, a pair of big black boots

This is a small yellow scarf.

That is a nice blue sweater.

These are short brown trousers.

Those are new black shoes.

3 Read and complete

Is this a hat or a cap?
It is a cap.
Is the cap red or ... ?
It is
Is it on hands or on the ... ?
It is on the ... , of course.
Is this a boy or a ... ?
This is a



4 Talk with your friend



A: Is your doll a boy or a girl?

B: It is a

B: What is it wearing?

A: It is wearing



5 Song

PLAYTIME

I've got a very pretty doll.
Her hair's long. She isn't tall.
Her blouse is beautiful and new.
Her shoes are very small
and blue.

These are her raincoat
and umbrella.
She's got a dress like Cinderella.
Those are her sweater and a bag.
The sweater is green,
the bag is black.



Lesson 7. I am watching a cartoon now

1

Look, listen and say



Vicky: Hi, Jane. Come in, please. I am watching my favourite cartoon now.



Jane: What is it about?

Vicky: It is about a mermaid. Her name is Ariel ['æriəl].
Look, she is swimming.

Jane: Who is that man?

Vicky: That's her father. His name is Triton. Look, he is speaking to his daughter. He is very angry...

Jane: Oh, Ariel is crying!

Vicky: Yes, she is sad. Listen, she is singing her song now.

2 Listen and repeat

'Mickey Mouse', 'Tom and Jerry',
'Winnie-the-Pooh' ['wɪni ðə ,pu:], 'Mary Poppins',
'Alice in Wonderland' ['ælis in 'wʌndəlænd],
'The Mermaid' ['mɜ:mɛɪd], 'Cinderella' [ˌsɪndə'relə].

3 Listen and read

watch — **watching** ['wɒtʃɪŋ]

I **am watching**. I **am watching** my favourite cartoon now.

read — **reading** ['ri:diŋ]

He **is reading**. He **is reading** his favourite book now.

sing — **singing** ['sɪŋɪŋ]

She **is singing**. She **is singing** her favourite song now.

play — **playing** ['pleɪŋ]

We **are playing**. We **are playing** our favourite game now.

swim — **swimming** ['swɪmɪŋ]

They **are swimming**. They **are swimming** in the swimming pool now.

4 Look and say



Example:
This is Mary Poppins.
She is speaking to Kate now.



This is Alice.
She now.



This is
... .. now.



d

.....



e

.....



f

.....



g

.....

is singing, is swimming, are running,
 is reading, is flying, is dancing

5 Act out the scene



Lesson 8. She is so beautiful!

1

Listen and repeat



old — young
[əʊld] [jʌŋ]



thin — fat



beautiful — ugly



tall — short



good — bad



strong — weak
[strɒŋ] [wi:k]

2

Look, listen and say



Vicky: She is so beautiful!

Jane: Look, her father is wearing a crown [kraʊn] on his head!

Vicky: He is the King of the Sea. He is very strong.



Jane: Who is that?

Vicky: That is Ursula ['ɜ:sjələ]. She lives in the Sea.
She is bad.

Jane: She is so fat and ugly!

3

Listen and read

This is Ursula.

She is fat.

She has got short blue hair.

She has got a short fat neck.

She hasn't got any legs.

She is wearing a black dress.

She is old and ugly.

She is doing her magic now.



This is Ariel.

She is thin.

She has got long brown hair.

She hasn't got any legs.

She has got a tail.

She is wearing a nice green dress.

She is young and beautiful.

She is singing now.



4 Look and complete

His name is ...
He is ... and ...
He has got ... hair.
He is wearing a ... on his head.
He is very ...
He is listening to Ariel's ...

crown, song,
Triton, long,
strong, tall
and big



5 Look and answer some questions about Prince Eric



- Can Prince Eric swim?
- Has he got a tail?
- Is he fat?
- Is he tall?
- Is Prince Eric a strong man?
- Is his hair short or long?
- What colour is his hair?
- What is he wearing?

6 Tell about your favourite character

7 Mime rhyme

PLAYTIME



Look around!
Some are boys,
Some are girls.
Boys... girls...
Big or small,
Thin or fat,
Short or tall...



Lesson 9. Look, the boys are playing chess

1 Look, listen and say



Bill: Look at this photo. We are playing football in Greenwoods Summer Camp here.

Nick: Who is that on the photo?

Bill: It's me! I am acting as a King in the show.

Nick: Who is that girl?

Bill: This is Alice from France. She is dancing here. She is acting as Ariel in the show.

Nick: She has got a very beautiful hair.

Bill: It is not hers. She has got a short fair hair

2 Look and say



a
The boys are playing chess



b



c



d



e



f

3

Listen and read

[æ] act, as. He is acting as a clown.

She is acting as Cinderella.

[ɪŋ] acting, writing, riding, flying, going, washing,
having, eating, making, doing, climbing

WE ARE HAVING A LESSON

This is my classroom. We are having a lesson now. The teacher is standing. He is speaking. The children are sitting. They are listening. This boy is reading a book. That girl is writing in her copybook.

4

Read and complete

He is going to school.

I ... going to school.

We to school.

They to school.

5

Song

PLAYTIME

I am playing a team game.

I am watching my TV.

I am acting in school show.

I am climbing a green tree.

Lots of things

I do and act,

Have and make,

Read and take...

So many things

I watch and see.

They are all

Good for me!



Lesson 10. REVISION

1 Point and say



Example:
This is a dancer.
She is wearing
a long red and
orange dress.



2 Ask and answer

Look at the pictures in exercise 3 on page 79.



A: Number 1. Whose ... is this?
B: It is He is a



3 Read and complete

Example: This is not my scarf. That is mine.
These are not my trousers. Those are
This is not his shirt. That is
These are not her mittens. Those are

his
hers
mine

4 Read**SALLY**

Sally is a new girl in our class. She is pretty. Her nose is short. Her lips are red. Her cheeks are pink. Her eyes are green. Sally isn't very tall. She's got long blond hair.

Look, she is wearing a white blouse and a brown skirt today. Her shoes are brown, too. Her favourite book is *Mother Goose Rhymes*. She is reading it now.

**5 Complete the sentences with the proper form of the verbs**

They are ... (*ride*) their bikes now.

I am ... (*write*) a letter now.

We are ... (*have*) fun today.

She is ... (*run*) in the park now.

I am ... (*swim*) in the pool now.

He is ... (*watch*) a new film now.

6 Answer the questions. Then tell about your friend

- What is your friend's name?
- Is he / she tall?
- What colour is his / her hair?
- Has he / she got long or short hair?
- What colour are his / her eyes?
- What is he / she wearing today?

7 Talk with your friend

Draw some pictures of your favourite cartoon / book / film.

A: What is your favourite ... ?

B:

A: What is it about?

B: It is about Look, this is

He / She is ...ing here.

That is He / She is ...ing here.



UNIT 5
'HOME, SWEET HOME'

Lesson 1. Are they singing carols?

1

Look, listen and read

Ukrainian [ju:'kreɪniən] Ukrainian boys and girls, Ukrainian songs, Ukrainian books.

holidays ['hɒlədeɪz] summer holidays, winter holidays.

Boys and girls like their holidays. On holidays children don't go to school. They can ski and skate on winter holidays.

Christmas ['krɪsməs] Christmas is a happy holiday. In England children have their Christmas holidays.

carol ['kæərəl] On Christmas they sing Christmas carols in England. Koliada is a Ukrainian Christmas carol. They sing koliadas at Christmas in Ukraine.



Hello, Bill.

Thank you for your letter.

These are my winter holidays photos. My friends and I are having a Christmas Vertep Show here. I am acting as a king. We are singing koliada songs. 'Koliada' is a Ukrainian Christmas carol. How are you doing?

Bye,
Taras.



Bill Brown
9 Trafalgar St.
London SW 74 NA
England

2

Look, listen and say



Nick: Is Taras having a birthday party?

Bill: No, he isn't. He is having a vertep show.

Vicky: Is he acting as Santa Claus?

Bill: No, he isn't. He is acting as a king.

Nick: Are they singing carols?

Bill: Yes, they are. They are singing koliadas. 'Koliada' is a Ukrainian Christmas carol.

3

Read and answer

- Are you wearing a coat now?
- Are you having Maths now? Which lesson are you having now?
- Are you reading your *Pupil's Book* now?

4

Mime game

PLAYTIME

- Are you dancing?
- No, I am not.
- Are you skating?
- Yes, I am!



play in the snow, play tennis,
listen to music, play a computer
game, do sums, have breakfast,
go to bed, do homework, ski

Lesson 2. What is he doing?

1

Look, listen and repeat



eat [i:t]



drink [drɪŋk]



cook [kʊk]



make [meɪk]



Vicky: Hello. This is Vicky speaking.

Tom: Hi, Vicky.

Vicky: May I talk with Bill?

Tom: I am sorry, he is busy.

Vicky: What is he doing?

Tom: He is helping Mum in the kitchen.

Vicky: Can I talk with Kate?

Tom: No, you can't. She is busy.

Vicky: What is she doing?

Tom: She is making a cake. Come and see.



2

Listen, read and answer



lunch [lʌntʃ] It is one o'clock now.

The boy is having lunch.

Are you having lunch now?



dinner ['dɪnə] The boy is having dinner. What time is it now?



supper ['sʌpə] It's eight o'clock in the evening. What is the boy doing?

3 Ask and answer



A: What is she doing?
B: She is drinking some milk.



4 Talk with your friend

A: What are you doing now?

B: I am ...

A: What is your friend doing now?

B: He / She is ...

A: ... ?

B: ...

What	are	you	doing?
	is	they	
		he	
		she	



Lesson 3. We are cooking Sunday dinner

1

Look, listen and repeat

VEGETABLES ['vedʒtəblz]



cucumber
['kju:kʌmbə]



cabbage
['kæbɪdʒ]



carrot
['kærət]



onion
['ʌniən]



tomato
[tə'mɑ:təʊ]

FRUIT [fru:t]



apple
['æpl]



banana
[bə'nɑ:nə]



lemon
['lemən]



orange
['ɒrɪndʒ]



Kate: Good morning, Vicky! Come in, please. We are cooking Sunday dinner.
Vicky: Can I help you?



Kate: Sure. Can you make a vegetable salad?
Vicky: Of course, I can.
Kate: Well, here are two tomatoes, two cucumbers and an onion.

2

Listen and read

a [ə]

a banana [bə'nɑ:nə]

a cucumber ['kju:kʌmbə]

a lemon ['lemən]

a carrot ['kærət]

a tomato [tə'mɑ:təʊ]

a vegetable ['vedʒtəbl]

a fruit [fru:t]

an [ən]

an apple ['æpl]

an onion ['ʌniən]

an orange ['ɒrɪndʒ]

3

Ask and answer



A: What are they doing?

B: They are ...



cook Sunday
dinner; make a
fruit salad; make
a vegetable salad;
eat apples /
bananas...

4

Rhyme

PLAYTIME

Apples are sour,
Apples are sweet.
Apples are juicy
And nice to eat!



Lesson 4. Pass me some salt, please

1

Look, listen and say



Mother: Enjoy your meal!

Vicky: Thank you.

Father: Pass me some salt, please.

Kate: Here you are.

Father: Thanks.



Kate: Some bread, Vicky?

Vicky: Yes, please.



Kate: Some salad, Daddy?

Father: No, thanks.



Tom: Some juice, please.

Mother: Here you are.

2

Listen and read

- [ʃ] she, shoe, fish, sugar
- [u:] school, pool, soup, juice
- [i:] tea, please, meal
- [ɔ:] corn, or, four, salt
- [ɒ] hot, coffee
- [e] egg, lemon, bread

pass [pɑ:s] Pass me that cup of milk, please.

Can you pass me the bag, please?

some [sʌm] Pass me some sugar, please.

Can I have some juice, please?

enjoy [ɪn'dʒɔɪ] We enjoy their carol songs.

We enjoy our meals.

meal [mi:l] I have four meals a day: breakfast, lunch, dinner and supper. I enjoy my meals.

3

Read and compare

(Прочитай і порівняй)

a / an

- egg
- tomato
- apple
- lemon
- orange
- banana
- onion

some

- juice
- water
- milk
- tea
- coffee
- sugar
- salt
- soup
- bread
- salad

4

Talk with your friend




A: Pass me ..., please.

B: Here you are.

A: Thank you.



5 Ask and answer



A: A cup of tea?

B: Yes, please.

A: Some salt?

B: No, thanks.

6 Act out the scene



PLAYTIME

6 Mother Goose rhyme

Heart [hɑ:t], like
 doors will open
 with ease
 To very, very
 little keys.
 And don't forget that
 two of these
 Are 'I thank you'
 and 'If you please'.



Lesson 5. Cooking is my hobby

1

Look, listen and say



Vicky: Yummy! The cake is delicious.

Kate: Thank you. Cooking is my hobby.

Tom: It is my hobby, too.

Vicky: What can you make?

Tom: I can make a glass of tea.



Tom: Look, some hot water, some tea and some sugar...



Tom: Here you are, Vicky.

Vicky: Thank you.

Kate: Well done, Tom.

2

Listen and repeat



some cereal
[ˈsiəriəl]



some meat
[mi:t]



some butter
[ˈbʌtə]



some cheese
[tʃi:z]



some fish
[fɪʃ]



some cream
[kri:m]



some jam
[dʒæm]



some pease
[pi:z]



some oil
[ɔɪl]



a toast
[təʊst]

a toaster
[ˈtəʊstə]

3

Listen and read

[i:] please, pease, tea, meat, cheese, cream

[ʌ] lunch, some, onion, supper, butter

[æ] carrot, rabbit, apple, fat, jam

toast [təʊst], **toaster** [ˈtəʊstə] I make toasts in a toaster.
I have two toasts and some butter for my breakfast.
Can I have a toast with some cheese? Pass me the
toast with jam, please.

cereal [ˈsiəriəl] Do you like cereals? I like some cereal
with milk for breakfast. He has a plate of cereal for his
supper. He likes cereal with jam.

MAKING SALADS

On Sundays my sister and I like to make salads. I like making a fruit salad. I take three apples, two oranges, a banana and some cream.

My sister makes a vegetable salad. She takes two cucumbers, three tomatoes, an onion and some oil.

Come and enjoy our salads!

4 Talk with your friend



A: What can you make?

B: I can make Look, I take



<i>tea</i>	—————>	hot water, milk, sugar, tea
<i>cereal</i>	—————>	cereal, milk, sugar, salt
<i>toast</i>	—————>	bread, butter, jam
<i>fruit salad</i>	—————>	apple, orange, banana, cream
<i>vegetable salad</i>	—————>	cucumber, tomato, onion, oil

5 Mother Goose rhyme

PLAYTIME

Pease porridge hot,
Pease porridge cold,
Pease porridge
in the pot
Nine days old.

Some like it hot,
Some like it cold,
Some like it
in the pot
Nine days old.



Lesson 6. I like potatoes but I don't like pease

1

Look, listen and say



Vicky: Who is calling, please?

Nick: This is Nick.

Vicky: Hello, Nick. How are you?

Nick: Just fine. Thanks. Let's have some pizza. Bill and I are going out. What about you?

Vicky: No, thank you. I don't like pizza.

Nick: Do you like ice-cream?

Vicky: Yes, I do. But I'm busy now.

2

Listen and repeat



hot dog
[ˌhɒt ˈdɒɡ]



sandwich
[ˈsænwɪdʒ]



pizza
[ˈpiːtsə]



sausage
[ˈsɔsɪdʒ]



hamburger
[ˈhæmbɜːɡə]



potato
[pəˈteɪtəʊ]

3

Listen and read

I like pizza but I don't like hot dogs.
 You don't like sausage sandwiches but you like cheese sandwiches.
 He doesn't like hamburgers but he likes pizza.
 They like potatoes, but they don't like pea soup.

4

Read, choose and say

(Прочитай, вибери і скажи)

I like ... but I don't like ... for
 breakfast / lunch / dinner / supper.

Breakfast table	Lunch table	Dinner table	Supper table
cereal eggs toast bread and butter tea / coffee	hot dogs hamburgers sandwiches pizza sausage juice / fruit	salad fish / meat potatoes pea soup juice	cheese toasts jam tea milk vegetables

5

Act out the scene of the lesson

6

You are in a café with your friend. Read the menu.

a) Talk with your friend

A: I don't like ...
 but I like ...

B: OK. Let's take ...

b) Talk with the waiter

A: Some / Two ... ? Please.

B: Here you are.
 What about ... ?

A: Yes, please. / No, thanks.

KID'S MENU

Small cheese and tomato pizza.....	5.00
Hamburger.....	4.00
Chips.....	2.00
Fruit salad.....	3.00
Coke.....	2.00
Orange juice.....	2.00
Milk shake.....	1.00

Lesson 7.

He usually eats apples but he never eats bananas

1

Listen and read

usually ['ju:ʒəli] Tom likes apples. He usually eats an apple after breakfast. Vicky likes cakes. She usually has some cake on Sundays. Kate likes orange juice. She usually drinks some orange juice after dinner.

never ['nevə] Tom doesn't like pease. He never eats pease soup. Vicky doesn't like pizza. She never eats pizza. Kate doesn't like coffee. She never drinks coffee.



Tom usually eats apples but he never eats pease.



Vicky usually eats cakes but she never eats pizza.



Kate usually drinks some orange juice but she never drinks coffee.

2

Read

SCHOOL LUNCHES

British and American [ə'merikən] boys and girls usually take lunches in lunch boxes to school. They like oranges, youghurt ['jʊgət] and chocolate ['tʃɒklət]. They usually take cheese, sausage or egg sandwiches, fruit or some cake.



in Bill's lunch box



in Nick's lunch box



in Vicky's lunch box



in Jane's lunch box

3 Look at the pictures in exercise 2 and answer

— What has	Bill Nick Vicky Jane	got for his / her lunch today?
------------	-------------------------------	--------------------------------

— ... has got ... and ... for ... lunch today.

4 Talk with your friend



A: Do you like ...?

B: Yes, I do.

I usually eat / drink ...

for ... / No, I don't. I never ...



5 Ask and answer



A: What do you usually have
for lunch / breakfast / dinner / supper?

B: I usually ... for ...



6 Guessing game

PLAYTIME

- a) Make up your own menu.
- b) Choose some food on the menu.
Your friend must ask you some questions and guess it.

Lesson 8. Bill always helps his father on Saturdays

1



Listen and repeat



go to bed



make bed

2



Look, listen and say



Mary: Hi, Tom! Why are you playing alone?

Tom: I always play alone on Saturday mornings.

Mary: Where is Bill?

Tom: He is helping Dad. He always helps Dad on Saturdays.



Mary: Where is Kate?

Tom: She is at her chess club. She always goes to her chess club on Saturdays... Oh, what time is it?

Mary: It's 11 o'clock.

Tom: Hooray! My favourite cartoon is on TV at 11 o'clock. I always watch cartoons on Saturdays! Bye!

Mary: Bye-bye, Tom!

3 Look and say



Bill is helping his father now. He always ... his father on Saturdays.



Kate is at her chess club now. She always ... to her chess club on Saturdays.



Bill's mother is cooking in the kitchen now. She always ... in the kitchen.



Tom is ... now. He always ... on Saturdays.



Vicky is ... now. She always ... in the morning.



Nick is ... in the bathroom now. He always ... in the bathroom.

4

Listen and read

always ['ɔ:lweɪz] I always make my bed in the morning.

My dad always reads papers ['peɪpəz] on Sundays.

alone [ə'ləʊn] I don't like being alone but I am always alone on Saturday mornings.

work [wɜ:k] My father goes to work at 8 o'clock in the morning. My parents don't go to work on Sundays. We usually have some work at home on Sundays.

I LIKE COOKING SUPPER

My mum gets up at 7 o'clock in the morning and cooks breakfast. She usually makes cereal with milk and sugar.

Mum goes to work at 8 o'clock in the morning. She always comes home at 7 o'clock in the evening.

I like to cook supper in the evening. I take some bread, some butter and some jam. Two glasses of milk and some toasts is a good supper for two!

Lesson 9. Always, usually, sometimes, never...

1

Listen and read

I **always** make my bed in the morning.

I **never** make my bed in the evening.

She **always** cleans her teeth in the bathroom.

She **never** cleans her teeth in the bedroom.

They **always** go to bed at nine o'clock in the evening.

They **never** go to bed at seven o'clock in the evening.

Mum **always** cooks in the kitchen.

She **never** cooks in the living-room.

Kate **usually** makes cakes.

But **sometimes** ['sʌmtaɪmz] she makes a fruit salad.

Bill **usually** helps Mum after dinner.

But **sometimes** he plays with his friends.

Jane **usually** wears a dress.

But **sometimes** she wears pants.

Nick **usually** goes to bed at nine o'clock in the evening.

But **sometimes** he goes to bed at ten o'clock in the evening.

Dogs **never** say 'mew'.

Mermaids **never** run.

Cows **never** fly.

Bad children **never** help their mums.



2 Read and answer

Use 'always', 'usually', 'sometimes', 'never'.

Example: — Do you go to school on Mondays?

*— Yes, I do. I **always** go to school on Mondays.*

- Do you wear a dress?
- Do you watch TV in the evening?
- Do you drink milk for your breakfast?
- Do you go to bed at 7 o'clock in the evening?
- Do you help your mum?

3 a) Read

guest [gest], **paper** ['peɪpə], **place** [pleɪs]

MY HOME

My name is Ted. The place I live in is my home. I eat, sleep and play at home. I do my homework here.

Come and visit my home on Sunday! It is clean and light. My parents are in the living-room. My mum usually watches a film on TV. My dad never watches films. He always reads a paper or a book. My sister sometimes speaks on the phone but sometimes goes out to meet her friends. I usually play my computer games. But sometimes I play with my friends near the house.

We always have a big dinner on Sunday. We usually have some soup, a vegetable salad, potatoes and some meat or fish. Sometimes Mum cooks a cake. We drink tea and eat a cake. We like to have guests at our home.

b) Write out the true statements.

Ted sleeps at home.

He does his homework at school.

Ted's mum never watches films.

Ted's dad always reads a paper or a book.

Ted's sister usually plays computer games.

Ted sometimes plays with his friends.

They always have a big dinner on Sunday.

They like to have guests at their home.



Lesson 10. Revision

1 Read and test yourself

(Прочитай і перевір себе)

ARE YOU GOOD AT HOME?

1. Do you make your bed?
a) always b) usually c) sometimes d) never
2. Do you help your mum in the kitchen?
a) always b) usually c) sometimes d) never
3. Do you help your grandpa in the garden?
a) always b) usually c) sometimes d) never
4. Do you cook meals?
a) always b) usually c) sometimes d) never
5. Do you play with your little brother / sister?
a) always b) usually c) sometimes d) never

POINTS:

- a) 3**
- b) 2**
- c) 1**
- d) 0**

RESULTS

- 12-15. You are always good!
- 8-11. Usually you are good.
- 3-7. Sometimes you are good, sometimes you are not.
- 0-2. You are very bad at home!

2 Look and say

	Bill	Vicky	Nick
chocolate	✓	✓	✗
cake	✓	✓	✓
pease soup	✗	✓	✓
cheese	✗	✗	✓
pizza	✓	✗	✓
cereal	✗	✓	✗

Bill / Vicky / Nick likes ... but he / she doesn't like ...
He / She usually eats ... but he / she never eats ...

3 Read and answer

- What do you usually have for breakfast?
- What do you like to drink?
- Do you like fruit?
- What is your favourite food?
- What can you cook?

4 Look, read and match



1. They are playing football.
2. They are singing carols.
3. She is swimming.
4. She is making her bed.
5. She is going to bed.
6. He is cleaning his teeth.
7. They are watching cartoons.
8. She is cooking.
9. They are having dinner.



- 5 Read the text. Then tell about your breakfast

MY BREAKFAST

I don't like big breakfasts. I like to have a small breakfast. I usually have an egg and a piece of bread or a toast with butter and jam. I like to drink a cup of coffee with milk in the morning.

- 6 Game

PLAYTIME

Help the children to choose 'a / an' or 'some'.



some milk



UNIT 6
IT'S MY WORLD

Lesson 1. What is the weather like today?

1



Listen and repeat



sky [skaɪ]



sun [sʌn]



wind [waɪnd]

2



Listen and read

ph [f] **ph**one, **ph**oto, **Ph**il, **Ph**ilip

weather ['weðə] fine weather, bad weather

What is the weather like today? The weather is fine.

I don't like rainy weather.

shine [ʃaɪn] Look, the sun is shining. When the weather is fine the sun shines in the sky.

blow [bləʊ] The wind is blowing and it is cold today. The Grey Bad Wolf [wɒlf] is blowing the Pig's house down.

stay [steɪ] stay at home, stay at school. I am staying at home today. My friend usually stays at school after classes.

Hello, Taras.

Thank you for the photos. They are nice.

My brother, my sister and I are staying at home today.

We can't go out. The weather is bad. The sun is not

shining. The sky is grey. It is raining. It's wet. Tom is

watching cartoons on TV. Kate is reading her book.

I am writing the letter for you.

What is the weather like in Ukraine?

Yours,

Bill.

*Taras Petrenko
Flat 3, 12 Shevchenko St.
Kyiv 02091, Ukraine*



3 Talk with your friend



A: What is the weather like today?

B: The weather is ... today. The sun The sky The wind It is It is



fine / bad
is (not) shining
blue / grey
is (not) blowing
is (not) raining
cold / warm

4 Rhyme

PLAYTIME

In America it's snowing,
And in Africa it's hot.
In France the wind
is blowing,
In Spain it is not.

In Italy the sun is shining,
In Germany the sky is blue.
In England now it's raining,
In Ukraine it's raining, too.



Lesson 2. In often rains

1



Listen and repeat



leaf - leaves

[li:f] [li:vz]



cloud

[klaud]



plant [plɑ:nt]

2



Look, listen and say



Vicky: What are you doing, Jane?

Jane: I am planting flowers. It's spring!

Vicky: Look, the wind is blowing. Grey clouds are in the sky.

Jane: Yes, it often rains in spring and the flowers grow well. I like spring.

Vicky: I don't. I like summer.

3



Listen and read

[i:] tea, clean, meal, leaf, leaves, season

year [jɜ:] Happy New Year! Winter is not cold this year.

season ['si:zn] The year has got four seasons. Summer is my favourite season. What season is it now?

autumn ['ɔ:təm] Winter, spring, summer and autumn are four seasons of the year. Autumn is a beautiful season. School starts in autumn.

often ['ɒfn] It often rains in autumn and spring. It often snows in winter. It is often hot in summer.

fall [fɔ:l] Look, the snow is falling! Look out, you can fall. The leaves fall down from the trees in autumn.

night [naɪt] The nights are long, the days are short in winter. Summer nights are short.

grow [grəʊ] The trees grow well in spring. Look, my flowers are growing, too.

4 Read

SEASONS

Winter, spring, summer and autumn are four seasons of the year.

It is cold in winter. It often snows. The trees are white. Children can ski and skate. The days are short, the nights are long in winter.

It is warm in spring. Sometimes the wind blows. Birds sing their songs. The trees and grass are green.

It is usually hot in summer. The days are long, the nights are short. Children don't go to school. They can swim and play games.

Autumn is a cold season, but it is beautiful. The trees are yellow, red and brown. It often rains. School always starts in autumn.

5 Complete

Autumn is a beautiful

It ... rains in

The ... are long in winter.

It ... snows in

6 Game

PLAYTIME

Make up a story about seasons in a chain. The teacher says a sentence: "*It is spring.*" The pupil repeats it and adds his / her sentence: "*It is spring. The sky is blue.*" The winner is the one who says the last sentence.

Lesson 3. They live happily

1



Listen and read

dream [dri:m] I like to dream. My sister dreams about summer. My little brother dreams about a nice birthday present. What are you dreaming about?

listen ['lɪsn] I like to listen to some nice music. Are you listening to me? Listen to your teacher!

merry ['merɪ] Merry Christmas! The kids are singing merry songs. The kids are merry and gay.

2



Listen and repeat



bunny
['bʌni]



forest
['fɒrɪst]



hollow
['hɒləʊ]



pick up
[pɪk 'ʌp]

happy — **happily**

They are happy children. They live **happily**.

ready — **readily**

We are always ready to answer our teacher's questions. We always answer **readily**.

sad — **sadly**

He is so sad. He is speaking so **sadly**.

merry — **merrily**

Their songs are merry. They sing **merrily**.

bright — **brightly**

It is a bright day today. The sun is shining **brightly**.

beautiful — **beautifully**

Her cake is beautiful. She cooks **beautifully**!

But: good — **well**

He is a good schoolboy. He does his homework **well**.

3 Read

I AM A BUNNY

After Ole Risom

I am a bunny.

My name is Nicholas ['nikələs].

I live in a forest. My house is a hollow tree. In spring I like to listen to birds' songs. They sing so merrily!

In summer I like to pick up flowers. They look so nice!

In autumn I like to watch the leaves. They fall down from the trees so sadly...

In winter I like to watch the snow. It falls down from the sky beautifully.

Then I go to bed in my hollow tree and dream about spring.



4 Match and complete

In spring birds sing

In winter the snow falls down

In summer the flowers look

In autumn the leaves fall down

sadly.

beautifully.

merrily.

nice.

5 Song

PLAYTIME

I like to sing when
The sun is shining.

I like to sing,
'Tra-la-la-la!'

I like to sing when
The snow is falling.

I like to sing,
'Tra-la-la-la!'

I like to sing when
The wind is blowing.

I like to sing,
'Tra-la-la-la!'

I like to sing when
We are together.

I like to sing,
'Tra-la-la-la!'



Lesson 4. Let's play a guessing game

1

Listen and repeat



collection
[kə'lekʃn]



corn
[kɔ:n]



jungle
[dʒʌŋɡl]



join
[dʒɔɪn]

2

Look, listen and say

Bill: I'm sorry, I am late.

Mary: Come in and join us.

Bill: Thank you.



a



Mary: Here is the wolf. Where does it live?

Nick: In forests.

Mary: How does it look like?

Vicky: It has got strong legs and a tail. It is grey.

Mary: What does it like to eat?

Bill: It likes meat.



Mary: Look, this is my toy animals collection.
Let's play a guessing game.

3 Read and guess

- a) It lives in Africa.
It is orange and white.
It has got a very long neck,
a small head and a tail.
It has got four legs.
It eats leaves and fruit.



- b) It lives on farms.
It is brown or black, grey or white.
It has got long legs,
a long neck and a tail.
It eats grass and corn.

- c) It lives in forests.
It is brown. It is fat.
It has got a lot of hair on his body.
It has got a short tail.
It likes honey.¹



- d) It lives in rivers in hot countries²
It is green. It is ugly.
It has got a big mouth.
It has got four short legs
and a long tail.
It eats fish and meat.



- e) It lives on farms or in houses.
It's black or white, grey or red.
It has got short or long ears.
It likes bones³.

¹honey ['hʌni] — мед

²country ['kʌntri] — країна

³bone [bəʊn] — кістка

4 Ask and answer



A: What animal is this?

B: It's a fox.

A: Where does it live?

B: It lives in forests.

A: How does it look like?

B: It is red. It has got a beautiful long tail.

A: What does it like to eat?

B: It eats meat.



5 Rhyme


PLAYTIME

I watch the world¹ around me.

I like to dream and feel²...

I am a little part³ of it,

The world's part you can see.



¹the world [wɜ:lɪd] — світ

²to feel [fi:l] — відчувати, сприймати

³a part [pɑ:t] — частинка

Lesson 5. I like gardening

1

Listen and repeat



beet
[bi:t]



beans [bi:nz]



radish
['rædiʃ]



lettuce
['letɪs]



spinach
['spɪnɪdʒ]

gardening ['gɑ:dnɪŋ]



2

Listen and read

Hi, Bill!

It is spring now. It often rains in Ukraine, too.

Sometimes the weather is fine, sometimes it's not. I always help my granddad in his garden in spring.

I like gardening. I like to plant vegetables.

Rain is good for plants. They grow well.

We usually plant beets, lettuce, radish, spinach and beans. My mum cooks borsch. It is a kind¹ of soup with meat and vegetables. Borsch is nice with some cream. Yummy!

Do you like gardening?

Goodbye,

your pen friend Taras.

Bill Brown
9 Trafalgar St.
London SW 74 NA
England



¹kind [kaɪnd] — вид, різновид

3

Ask and answer

A1: Do you like planting

vegetables
fruit
flowers
trees

?

B1: Yes, I do. / No, I don't. I like planting ...



A2: Do you like eating

beets
spinach
cabbage
lettuce
beans

?



B2: Yes, I do. / No, I don't. I like eating ...

A3: Do you like

cooking
gardening
playing guessing games
planting trees
watching cartoons
skating
painting
swimming
playing sports

?

B3: Yes, I do. / No, I don't. I like ...

- 4 Write five things you like doing and five things you don't like doing

- 5 Gardening Song

PLAYTIME

Monday, carrots;
Tuesday, beets —
Springtime brings
us special treats.
Wednesday, spinach;
Thursday, beans —
Planting such
delicious greens.
Friday, lettuce;
Saturday, peas —
Yummy foods that
surely please.
Sunday, radishes
in a row —
Soon my garden starts
to grow!
Monday, Tuesday,
Wednesday, Thursday,
Friday, Saturday,
Sunday — yeah!



Lesson 6. Let's have a picnic!

1

Listen and repeat



river ['rɪvə]



fish [fɪʃ]



picnic ['pɪknɪk]



puzzle
['pʌzl]

2

Look, listen and say



Nick: It's hot today... I've got an idea. Let's go to the river. We can fish.

Vicky: Let's have a picnic near the river! We can take some food and coke...

Bill: It's a good idea about fishing and having a picnic. We can cook fish!



Tom: Can we play near the river?

Kate: Of course, we can. You may take your puzzles.

3



Listen and read

picnic ['pɪknɪk] Let's have a picnic! We can have a picnic near the river.

hide-and-peek [ˌhaɪdən'si:k] We can play hide-and-peek here. Kids like to play hide-and-peek. Hide-and-peek is my favourite game.

idea [aɪ'diə] I've got an idea. It is a good idea! It is not a good idea to swim in this river.

practise ['præktɪs] Sports and games practise my body. We practise English at our English lessons.

mind [maɪnd] I have an idea in my mind. Puzzles practise my mind.

4



Look, listen and read

1. These girls like playing hide-and-peek. They are playing hide-and-peek now.
2. These boys like fishing. They are fishing now.
3. Kids like having picnics. These kids are having a picnic now.
4. This boy likes gardening. He is gardening now.
5. This girl likes planting flowers. She is planting them now.
6. This boy likes eating fruit. He is eating an apple now.



5 Read and complete

Kate likes making cakes. She ... now.
Tom likes playing puzzles. He ... now.
Vicky likes She is reading a book now.
Nick likes He is flying a kite now.
Taras likes singing carols. He ... now.
Bill likes He is acting in a show now.

6 Act out the scene

7 Rhyme

PLAYTIME

Let's have a picnic
in the park.
Let's talk and smile,
Let's play and sing...
Having a picnic
is a great thing!



Lesson 7. Easter is coming!

1

Listen and repeat



Christ [kraɪst]
church [tʃɜ:tʃ]
people ['pi:pl]



Easter
['i:stə]



hot cross bun
[,hɒt krɒs 'bʌn]

No wonder spring is gay
and funny.
You know who's coming? —
The Easter Bunny!



2

Listen and read

Dear Taras,
Easter is coming! It is a great holiday.
On Easter Sunday people in England go to church,
give thanks to Christ, sing songs, listen to music.
They say that at Easter the Easter bunny brings¹
coloured eggs. Families sit for a big dinner. People
like eating hot cross buns.
How do they celebrate² this holiday in Ukraine?
Say hello to your family.
Yours,
Bill.

Taras Petrenko
Flat 3, 12 Shevchenko St.
Kyiv 02091, Ukraine



¹bring [brɪŋ] — приносити
²celebrate ['selɪbreɪt] — відзначати

3 Help Taras to write the letter

Easter
Easter cakes
Ukraine
Christ
church
family
songs
eggs
big dinner
hello
music

Dear Bill,
... is a great holiday in On
Easter Sunday people usually go
to ... , give thanks to ... , sing ... ,
listen to In Ukraine we make
... .. We paint ... , too. Families
have a Say ... to your
Yours,
Taras.

Bill Brown
9 Trafalgar St.
London SW 74 NA
England



4 Read and answer

- 1) What is Easter?
- 2) What do people usually do on this day?
- 3) Do they have Easter eggs in England?
- 4) Who brings Easter eggs to English kids?
- 5) What do people like to eat at Easter in England?
- 6) What do people cook on Easter in Ukraine?

5 Mother Goose rhyme

PLAYTIME



One a penny,
two a penny,
Hot cross buns!
If your daughters do
not like them —
Give them
to your sons.

Lesson 8. It is made of wood

1



Look, listen and repeat



It is
made
of wood.



It is
made
of glass.



It is
made
of plastic.



Kate: What have you got?

Bill: I've got some Easter eggs. These eggs are from Ukraine.

Kate: Are they real?

Bill: No, they aren't. They are made of wood.

Kate: They are so beautiful!

2



Listen and read

a) **real** [riəl] These are real eggs. Those eggs are not real.
They are made of paper.

made [meid] This chick is made of glass.
That toy is made of plastic.

In Ukraine people make an Easter cake.
An Easter cake is called 'paska'.



These coloured eggs are painted in Ukraine. Sometimes eggs are not real but are made of wood, paper, glass or sugar. A coloured egg is called 'pysanka'.

is called [iz kɔ:ld] — називається

b)



(a)

Bill usually gets up at 7 o'clock. It is Easter Sunday today. He is getting up at 8.



(b)

Bill usually eats eggs for his breakfast, but he sometimes eats a sandwich. He is eating coloured eggs now.



(c)

Bill never drinks coffee. He likes milk. He is drinking milk with a hot cross bun now.



(d)

Bill always goes to church on Easter Sunday with his mother. They are going to the church now.

3 Complete

My friend usually plays football. But today he is ...
I usually drink milk but sometimes drink tea. I am ...
now.

My friend always starts doing his homework at 3 o'clock.
It is 4 o'clock now. He is ...

I never eat pea soup. I am ... now.

PLAYTIME

4 Make your Easter egg



PLAYTIME

5 Mother Goose rhyme

Smiling girls,
rosy boys,
Come and buy
my little toys:
Monkeys made of
gingerbread¹,
And sugar horses
painted red.



¹gingerbread ['dʒɪndʒəbred] — імбирний пряник

Lesson 9. A playday party

1

Look, listen and say

To Bill
Please come to a Playday Party
on Saturday
at five o'clock in the afternoon
to the School Party Hall

from Mary Poppins



Mother: This is a card for you.

Bill: Oh, it is a Playday Party. May I go, Mum?

Mother: Yes, you may. Put your new sweater on!



Mary: We are having a nice Playday Party today!

Let's practise our minds. I've got some puzzles.

Puzzle 1

*It is red and sweet,
It is good to eat.*

Puzzle 2

*This is the season,
When days are cool,
We eat apples
And go to school.*

(Look page 148 for the answers)



Mary: Words are made up of letters. Rhymes are made up of words. Let us make up a rhyme. Here are the words: *little, dog, white, black, head, ears*. Can you make up a rhyme?

Vicky: I can. Listen:

*I've got a little dog,
Its name is Jack.
Its head is white,
Its ears are black.*

2

Listen and read

world [wɜ:lɪd] my world, the world of toys. I love this world we live in. Look at this world, it's beautiful!

card [kɑ:d] a birthday card, a Christmas card, a card for the party. I have got a card for the party. My sister has got a card for the party, too. Kate, let's take our cards and go to see a show.

why [waɪ] Dad, why the sky is blue? Why the snow is white? Why the sun is shining?

WHY DO I PLAY?

I play with my family and my friends. This is my world of games. I like it. I like to play guessing and spelling games. I like to play team games, too. I like to run, jump, climb, dance, skate, play hide-and-seek. When I play I practise my mind and body.

3 a) Make up a card for your friend

(Виготови запрошення для друга / подруги)

b) Invite him / her to your birthday party

(Запроси його / її на своє день народження)


To _____
 Please come to _____

 on _____
 at _____
 to _____
 From _____



4 Rhyme

Thank you, God, for making me,
 Thank you for the big brown tree...
 Thank you for the shining sea.
 Thank you for my eyes to see!



Lesson 10. Revision

1 Read

MY WORLD

I like to play games with my friends. I jump, I run, I climb. I do sports.

Sometimes I like to play alone. I play with puzzles. I read books. I make things. I draw pictures. And I can make up rhymes! Here is one of them:

MY KITE

I fly my kite.
It's nice and bright.
My kite is light
And it goes up in its flight!



2 Complete the tables

+	?	—
I play.	Do I play?	I don't play.
You you ...?	You
He / She / It	... he / she / it play?	He / She / It

+	?	—
I am playing now.	Am I playing now?	I am not playing now.
You you playing now?	You ... not ... now.
He / She / It ... playing now.	Is he / she / it playing now?	He / She / It ... not ... now.

3 Read and match

I am reading a book
We are having a picnic
I usually get up
He doesn't go to school

at 7 o'clock.
now.
on Sundays.
today.

4

Look and listen



Mary: I am here to say
goodbye. I must visit
some other children.

Vicky: Are you leaving?

a



Mary: Yes, I am... Don't be sad!
Remember my lessons. I love
you, kids! You are clever and
nice. Say hello to your mothers
and fathers. Say hello to your sisters and brothers. b
Have a good time on summer holidays!

5

Rhyme

School is over —
We can play.

Let us jump
And shout 'Hooray!'



APPENDIX (ДОДАТОК)

Відгадки до загадок

Unit 6. Lesson 9.

1. Puzzle 1. apple. Puzzle 2. autumn

Фонетична скринька

Характеристика звуків англійської мови	Звуки англійської мови
Приголосні, схожі на українські	[p], [b], [f], [v], [k], [g], [s], [z], [m], [j]
Приголосні, що відрізняються від українських	[t], [d], [n], [l], [ʃ], [ʒ], [r], [tʃ], [dʒ]
Приголосні, яких немає в українській мові	[θ], [ð], [ŋ], [w], [h], [r]
Дифтонги і трифтонги (сполучення голосних звуків)	[eɪ], [aɪ], [ɔɪ], [aʊ], [eə], [ɪə], [eə], [ʊə], [aɪə], [aʊə]
Голосні довгі короткі нейтральний ненаголошений	[e], [æ] [i:], [ɑ:], [ɔ:], [u:], [z:] [ɒ], [ʊ], [ʌ] [ə]

Читання букв **c** та **g**

Буква **c** слід читати як [s] перед **e, i, y** pencil, nice, cycle.

В інших випадках букву **c** читаємо як [k]: cake, act, music, picture, come.

Букву **g** слід читати як [dʒ] перед **e, i, y** orange, girrafe, gym.

В інших випадках букву **g** читаємо як [g]: leg, go, bag, grow.

Читання деяких буквосполучень

ch [tʃ] cheese, chess, chick, church

ck [k] chick, cricket, duck, pick

ng [ŋ] morning, playing, sing, song

sh [ʃ] she, shine, show, shirt

ph [f] phone, photo

th [θ] maths, thanks, three, thin, clothes

[ð] then, they, these

wh [w] what, where, when

[h] who, whose

wr [r] write, writing

VOCABULARY

A

a, an	[ə], [ən]	<i>неозначений артикль</i>
about	[ə'baʊt]	біля, про
above	[ə'blʌv]	над
act	[ækt]	грати (роль)
address	[ə'dres]	адреса
after	['ɑ:ftə]	після
afternoon	[,ɑ:ftə'nʊ:n]	час після опівдня
age	[eɪdʒ]	вік
alone	[ə'ləʊn]	сам, один
always	['ɔ:lweɪz]	завжди
American	[ə'merɪkən]	американський
answer	['ɑ:nsə]	1) відповідь; 2) відповідати
apple	['æpl]	яблуко
armchair	['ɑ:mtʃeə]	крісло
Art	[ɑ:t]	мистецтво; образотворче мистецтво
as	[æz]	як
ask	[ɑ:sk]	питати
aunt	[ɑ:nt]	тітка
autumn	['ɔ:təm]	осінь

B

bad	[bæd]	поганий
banana	[bə'nɑ:nə]	банан
basketball	['bɑ:skɪtbɔ:l]	баскетбол
bathroom	['bɑ:θrɒm]	ванна кімната
bean	[bi:n]	біб
bed	[bed]	ліжко
go to bed		йти спати
make bed		застеляти ліжко
bedroom	['bedrɒm]	спальня
beet	[bi:t]	буряк
bike	[baɪk]	велосипед
blouse	[blaʊz]	блузка
blow	[bləʊ]	дути
bookshelf	['bʊkʃelf]	книжкова полиця
boot	[bu:t]	черевик, чобіт
bread	[bred]	хліб
breakfast	['brækfəst]	сніданок
British	['brɪtɪʃ]	британський
bun	[bʌn]	булочка
bunny	['bʌni]	зайчик
business	['bɪznɪs]	справа, діло, бізнес
businessman	['bɪznɪsmən]	бізнесмен, ділова людина

busy	['bɪzɪ]	зайнятий
but	[bʌt]	але
butter	['bʌtə]	масло

C

cabbage	['kæbɪdʒ]	капуста
café	['kæfeɪ]	кафе
call	[kɔ:l]	кликати, звати, дзвонити
camp	[kæmp]	табір
cap	[kæp]	шапка
car	[kɑ:]	автомашина
card	[kɑ:d]	карточка, листівка
carol	['kærəl]	весела пісня, гімн (звуч. різдвняний)
carpet	['kɑ:pɪt]	килим
carrot	['kærət]	морква
cartoon	[kɑ:'tu:n]	мультфільм
cereal	['sɪəriəl]	каша (їжа з круп)
cheese	[tʃi:z]	твердий сир
chess	[tʃes]	шахи
chick	[tʃɪk]	курча
chocolate	['tʃɒklɪt]	шоколад
church	[tʃɜ:tʃ]	церква
Cinderella	[ˌsɪndə'relə]	Попелюшка
clean	[kli:n]	1) чистий; 2) прибирати
clothes	[klaʊðz]	одяг
cloud	[klaʊd]	хмара, хмаринка
club	[klʌb]	клуб
coat	[kəʊt]	пальто; халат
coffee	['kɒfi]	кава
collection	[kə'leɪʃn]	колекція
come	[kʌm]	приходити
come in		заходити
cook	[kʊk]	1) кухар; 2) готувати їжу
cool	[ku:l]	прохолодний
copy	['kɒpi]	копіювати, списувати
corn	[kɔ:n]	зерно
count	[kaʊnt]	лічити
cousin	['kʌzɪn]	двоюридний брат або сестра
cow	[kaʊ]	корова
cream	[kri:m]	вершки, крем
sour cream		сметана
cricket	['krɪkɪt]	крикет (спортивна гра)
cross	[krɒs]	хрест
crown	[kraʊn]	корона

cry [kraɪ] кричати, плакати
cucumber ['kju:kʌmbə] огірок

D

dad [dæd] татко
daddy ['dædi] татусь
dance [dɑ:ns] танцювати
dancer ['dɑ:nsə] танцюрист
dark [dɑ:k] темний
daughter ['dɔ:tə] дочка
delicious [di'liʃəs] дуже смачний, пречудовий
different ['dɪfərənt] інший, не такий, не схожий; різний
dinner ['dɪnə] обід
do [du:] робити, виконувати
do sport займатись спортом
do sums розв'язувати задачі
doctor ['dɒktə] лікар
down [daʊn] вниз
dream [dri:m] 1) мрія; 2) мріяти, бачити сни
dress [dres] 1) сукня; 2) одягати(сь)
drink [drɪŋk] пити
driver ['draɪvə] водій
drum [drʌm] барабан
duck [dʌk] качка

E

Easter ['i:stə] Великдень
eat [i:t] їсти
egg [eg] яйце
eighteen [eɪ'ti:n] вісімнадцять
eleven [ɪ'levn] одинадцять
England ['ɪŋɡlənd] Англія
English ['ɪŋɡlɪʃ] англійський
enjoy [ɪn'dʒɔɪ] насолоджуватись, отримувати задоволення
envelope ['envələʊp] конверт
excuse [ɪk'skju:z] вибачати(сь)

F

fall [fɔ:l] падати
family tree [ˌfæməli'tri:] родовід
farm [fɑ:m] ферма
farmer ['fɑ:mə] фермер
feel [fi:l] відчувати, почувати(сь)



feet	[fi:t]	ступні
fifteen	[ˈfɪf'ti:n]	п'ятнадцять
film	[fɪlm]	фільм
fish	[fɪʃ]	риба
flat	[flæt]	квартира
floor	[flɔ:]	підлога
foot	[fʊt]	ступня
football	['fʊtbɔ:l]	футбол
forest	['fɒrɪst]	ліс (звуч. хвойний)
forget	[fə'get]	забувати
fourteen	[ˌfɔ:'ti:n]	чотирнадцять
France	[frɑ:ns]	Франція
Friday	['fraɪdɪ]	п'ятниця
from	[frɒm]	від, з
fruit	[fru:t]	фрукт(и)

G

game	[geɪm]	гра
garden	['gɑ:dn]	сад, город
Germany	['dʒɜ:məni]	Німеччина
get	[get]	отримувати
get up	[ˌget'ʌp]	вставати, підніматись
glass	[glɑ:s]	склянка, скло
glove	[glʌv]	рукавиця
go	[geɒ]	йти, ходити
goat	[gəʊt]	коза
God	[gɒd]	Бог
golf	[gɒlf]	гольф (спорт. гра)
goose	[gu:s]	гуска, гусак
grandparents	['græn.peərənts]	дідусь та бабуся (разом)
great	[greɪt]	великий, чудовий
Greece	[gri:s]	Греція
ground	[graʊnd]	майданчик
grow	[grou]	рости
guess	[ges]	здогадуватись
guest	[gest]	гість

H

hall	[hɔ:l]	зал, велика кімната
hamburger	['hæmbɜ:gə]	гамбургер
have	[hæv]	мати, володіти
have dinner		обідати
have fun		веселитись
have good time		гарно проводити час
have tea		пити чай



he	[hi:]	він
heart	[hɑ:t]	серце
sweet heart		дорогий, милий
help	[help]	допомагати
hen	[hen]	курка
her	[hɜ:]	її
here	[hiə]	тут
hide-and-peek	['haɪdænd'si:k]	хованки (гра)
his	[hɪz]	його
hobby	['hɒbi]	хобі, улюблене заняття
holiday	['hɒlɪdi]	свято
holidays	['hɒlɪdɪz]	канікули
hollow	['hɒləʊ]	дупло
home	[həʊm]	дім, помешкання
homework	['həʊmwɜ:k]	домашня робота
hop	[hɒp]	стрибати, підстрибувати на одній нозі
hot dog	[,hɒt'dɒg]	хот дог
husband	['hʌzbænd]	чоловік

I	[aɪ]	я
ice-cream	[aɪs'kri:m]	морозиво
idea	[aɪ'diə]	думка, ідея
in front of	[ɪn'frʌntəv]	навпроти
Italy	['i:təli]	Італія
into	['ɪntu:]	в (у <i>середину чогось</i>)
invite	[ɪn'vaɪt]	запрошувати
invitation	[,ɪnvɪ'teɪʃn]	запрошення

J		
jacket	['dʒækɪt]	куртка
jam	[dʒæm]	джем
job	[dʒɔb]	робота
join	[dʒɔɪn]	приєднувати(сь)
juice	[dʒu:s]	сік
jump	[dʒʌmp]	стрибати
jungle	['dʒʌŋgl]	джунглі

K		
kid	[kɪd]	дитина
king	[kɪŋ]	король
kitchen	['kɪtʃɪn]	кухня
kite	[kaɪt]	повітряний змій

L

lady	['leɪdi]	леді, дама
lamp	[læmp]	лампа
large	[lɑ:dʒ]	великий
late	[leɪt]	пізній
leaf	[li:f]	листок (<i>дерева</i>)
learn	[lɜ:n]	вивчати
leave	[li:v]	залишати, покидати, від'їжджати
leaves	[li:vz]	листя (<i>множ.</i>)
left	[left]	лівий
lemon	['lemən]	лимон
lesson	['lesn]	урок
letter	['letə]	буква, лист
lettuce	['letɪs]	салат (<i>рослина</i>)
like	[laɪk]	подобатись
be like smth		бути схожим до чогось
live	[lɪv]	жити
living-room	['lɪvɪŋ,ru:m]	вітальня
look	[lʊk]	дивитись
look like		виглядати схожим (<i>на щось, когось</i>)
long	[lɒŋ]	довгий
love	[lʌv]	1) любов; 2) любити
lunch	[lʌntʃ]	обід, ланч

M

magic	['mædʒɪk]	1) чари; 2) чарівний
make	[meɪk]	робити, створювати, виготовляти
man	['mæn]	чоловік
many	['meni]	багато
match	[mætʃ]	добирати, шукати пару
maths	[mæθs]	математика
may	[meɪ]	могти, мати можливість
meal	[mi:l]	їжа
meat	[mi:t]	м'ясо
meet	[mi:t]	зустрічати
men	[men]	чоловіки (<i>множ. від man</i>)
menu	['menju:]	меню
mermaid	['mɜ:meɪd]	русалка
mind	[maɪnd]	розум
Monday	['mʌndɪ]	понеділок
mouth	[maʊθ]	рот
Miss	[mɪs]	міс (<i>ставиться перед прізвищем незаміжньої жінки</i>)
Mr	['mɪstə]	(<i>скор. від mister</i>) містер, пан (<i>ставиться перед прізвищем чоловіка</i>)

Mrs	['mɪsɪz]	(скор. від <i>mistress</i>) місіс, пані (ставиться перед прізвищем заміжньої жінки)
music	['mju:zɪk]	музика
must	[mʌst]	повинен

N

nationality	[,næʃə'nælətɪ]	національність
nature	['neɪtʃə]	природа
near	[nɪə]	біля, близько
need	[ni:d]	потребувати, мати потребу
never	['nevə]	ніколи
new	[nju:]	новий
next to	[nekst'tu:]	поряд, біля
nineteen	[,naɪn'ti:n]	дев'ятнадцять
noise	[nɔɪz]	шум
number	['nʌmbə]	число, номер

O

office	['ɒfɪs]	офіс
often	['ɒfn]	часто
oil	[ɔɪl]	олія
old	[əʊld]	старий
onion	['ʌnjən]	цибуля
only	['əʊnli]	тільки
open	['əʊpən]	відкривати
or	[ɔ:]	чи, або
orange	['ɒrɪndʒ]	апельсин
our	[aʊə]	наш
own	[əʊn]	власний

P

page	[peɪdʒ]	сторінка
paint	[peɪnt]	фарбувати, малювати фарбами
pair	[peə]	пара
pants	[pænts]	штани
paper	['peɪpə]	папір; газета
parents	['peərənts]	батьки
party	['pɑ:ti]	прийом гостей, вечірка
pass	[pɑ:s]	передавати
pease	[pi:z]	горох
pen friend	['penfrend]	друг по листуванню
people	['pi:pl]	люди
phone	[fəʊn]	телефон



photo	['fəʊtəʊ]	фото
pick up	['pɪk'ʌp]	збирати (квіти)
picnic	['pɪknɪk]	пікнік
pig	[pɪg]	свиня
pizza	['pi:tʒə]	піца
place	[pleɪs]	місце
plane	[pleɪn]	літак
plant	[plɑ:nt]	саджати
plastic	['plæstɪk]	пластмаса
poem	['pəʊɪm]	вірш
potato	['pə'teɪtəʊ]	картопля
practise	['præktɪs]	практикувати(ся), управляти(ся), тренувати(ся)
prince	[prɪns]	принц
put on	[pʊt'ɒn]	одягати(сь)
puzzle	[pʌzl]	загадка, головоломка

Q

queen	[kwi:n]	королева
question	['kwestʃən]	питання
quick	[kwɪk]	швидкий

R

radish	['rædɪʃ]	редиска
raincoat	['reɪnkəʊt]	плащ
ready	['redi]	готовий
real	[riəl]	справжній
remember	[rɪ'membə]	пам'ятати, згадувати
rhyme	[raɪm]	віршик-римівка, рифма
ride	[raɪd]	їхати верхи (на коні, велосипеді тощо)
right	[raɪt]	правий
river	['rɪvə]	річка
robot	['rəʊbɒt]	робот
room	[ru:m]	кімната
round	[raʊnd]	1) круглий; 2) навколо
run	[rʌn]	біг(а)ти

S

sad	[sæd]	сумний
salad	['sæləd]	салат
salt	[sɔ:lt]	сіль
sandwich	['sændwɪdʒ]	сендвіч, бутерброд
Saturday	['sætədi]	субота

sausage	[ˈsɔsɪdʒ]	ковбаса
say	[seɪ]	сказати
scarf	[skɑ:f]	шарф
sea	[si:]	море
secretary	[ˈsækritri]	секретар(ка)
see	[si:]	бачити
seller	[ˈselə]	продавець
seventeen	[ˌsevnti:n]	сімнадцять
she	[ʃi:]	вона
shine	[ʃaɪn]	світити, сяяти
shirt	[ʃɜ:t]	сорочка (на гудзиках)
shoe	[ʃu:]	туфель
short	[ʃɔ:t]	короткий, низький
shorts	[ʃɔ:ts]	шорти
show	[ʃəʊ]	1) шоу; 2) показувати
singer	[ˈsɪŋə]	співак
sixteen	[ˌsɪksiti:n]	шістнадцять
skate	[ˈskeɪt]	ковзатись
ski	[ski:]	кататись на лижах
skirt	[skɜ:t]	спідниця
sky	[skai]	небо
sleep	[sli:p]	спати
sofa	[ˈsəʊfə]	диван
some	[sʌm]	декілька, трохи
sometimes	[ˈsʌmtaɪmz]	деколи
son	[sʌn]	син
soon	[su:n]	скоро
sorry	[ˈsɒri]	сповнений жалю
soup	[su:p]	суп
Spain	[speɪn]	Іспанія
speak	[spi:k]	розмовляти
spell	[spel]	писати або вимовляти слово по літерах
spinach	[ˈspɪnɪdʒ]	шпінат
sport	[spɔ:t]	спорт, вид спорту
spring	[sprɪŋ]	весна
start	[stɑ:t]	стартувати, розпочинати(сь)
stay	[steɪ]	перебувати
strong	[strɒŋ]	сильний
study	[ˈstʌdi]	1) навчання; 2) навчатись
sugar	[ˈʃʊgə]	цукор
suit	[sju:t]	костюм
sum	[sʌm]	задача, приклад
do sums		розв'язувати задачі
summer	[ˈsʌmə]	літо

sun	[sʌn]	сонце
Sunday	['sʌndɪ]	неділя
supper	['sʌpə]	вечера
sweater	['swetə]	светер
sweet	[swi:t]	1) цукерка; 2) солодкий
swim	[swɪm]	плавати
swimming pool	['swɪmɪŋpu:l]	плавальний басейн

T

tail	[teɪl]	хвіст
take	[teɪk]	брати, взяти
talk	[tɔ:k]	розмовляти, вести бесіду
tall	[tɔ:l]	високий (<i>про зріст</i>)
team	[ti:m]	команда
tell	[tel]	розповідати
tennis	['tenɪs]	теніс
text	[tekst]	текст
thank	[θæŋk]	дякувати
their	[ðeə]	їх
then	[ðen]	потім
there	[ðeə]	там
these	[ði:z]	ці
they	[ðeɪ]	вони
thin	[θɪn]	тонкий
thing	[θɪŋ]	річ, предмет; діло
thirteen	[,θɜ:'ti:n]	тринадцять
those	[ðəʊz]	ті
Thursday	['θɜ:zdeɪ]	четвер
time	[taɪm]	час
timetable	['taɪm,teɪbəl]	розклад
toast	[təʊst]	тост
tomato	[tə'mɑ:təʊ]	помідор
too	[tu:]	також
toy	[tɔɪ]	іграшка
trousers	['traʊzəz]	брюки
true	[tru:]	1) правда; 2) справжній; вірний
Tuesday	['tju:zdeɪ]	вівторок
twelve	['twelv]	дванадцять
twenty	['twenti]	двадцять

U

Ukraine	[ju:'kreɪn]	Україна
Ukrainian	[ju:'kreɪniən]	1) українець; 2) український
uncle	['ʌŋkl]	дядько

up	[ʌp]	вверх
usually	[ˈjuːʒuəli]	звичайно

V

vegetable	[ˈvedʒtəbl]	овоч
very	[ˈveri]	дуже
village	[ˈvɪlɪdʒ]	село
visit	[ˈvɪzɪt]	відвідувати
volleyball	[ˈvɒlibɔːl]	волейбол

W

waiter	[ˈweɪtə]	офіціант
walk	[wɔːk]	1) ходьба, прогулянка; 2) ходити пішки, прогулюватись
wake up	[weɪk'ʌp]	прокидатись
warm	[wɔːm]	теплий
wash	[wɒʃ]	мити(сь)
watch	[wɒtʃ]	дивитись
water	[ˈwɔːtə]	вода
we	[wiː]	ми
weak	[wiːk]	слабкий
wear	[weə]	носити (<i>про одяг</i>), бути одягнутим
weather	[ˈweðə]	погода
Wednesday	[ˈwenzdɪ]	середа
week	[wiːk]	тиждень
what	[wɒt]	що
when	[wen]	коли
where	[weə]	де
whose	[huːz]	чий, чия, чиє
why	[waɪ]	чому
win	[wɪn]	перемагати, вигравати
wind	[wɪnd]	вітер
window	[ˈwɪndəʊ]	вікно
winter	[ˈwɪntə]	зима
woman	[ˈwʊmən]	жінка
Wonderland	[ˈwʌndərlænd]	країна чудес
wood	[wʊd]	1) дерево; 2) дерев'яний
word	[wɜːd]	слово
work	[wɜːk]	1) робота; 2) працювати
world	[wɜːld]	світ

Y

young	[jʌŋ]	молодий
your	[jɔː]	твій, ваш



CONTENTS

The first term

Introduction DO YOU REMEMBER?	3
Unit 1 IN THE GREENWOODS SUMMER CAMP	12
Unit 2 AT GRANDPARENTS'	31
Unit 3 WELCOME BACK TO SCHOOL!	51

The second term

Unit 4 WE ARE DIFFERENT	71
Unit 5 'HOME, SWEET HOME'	98
Unit 6 IT'S MY WORLD	122
Appendix	148
Vocabulary	149

Навчальне видання

Карп'юк Оксана Дмитрівна

Англійська мова

**Підручник для 3-го класу
загальноосвітніх навчальних закладів**

Рекомендовано Міністерством освіти і науки України

Редактор Ігор Ратушний

Художник Любомир Бейгер

Дизайн і комп'ютерна верстка Андрій Костишин

Здано до набору 2.10.2006. Підписано до друку 11.12.2006.
Формат 70x100/16. Гарнітура Аріал. Папір офсетний. Друк офсетний.
Ум. друк. арк. 13,00. Ум. фарбовідб. 52,65. Обл.-вид. арк. 12,75.
Тираж 15000 прим. Вид. № 27. Зам. № 578-6.

Видавництво Лібра Терра, 46025, м. Тернопіль, вул. Липова, 10.
Свідоцтво про внесення до Державного реєстру суб'єктів
видавничої справи ДК №2039 від 22.12.04 р.

Віддруковано на ВАТ "Львівська книжкова фабрика "Атлас",
79005, м. Львів, вул. Зелена, 20